



US00D460258S

(12) **United States Design Patent**
Roncato

(10) **Patent No.:** **US D460,258 S**

(45) **Date of Patent:** **** Jul. 16, 2002**

(54) **SUITCASE WITH FRONTAL LOCK ASSEMBLY**

5,924,533 A * 7/1999 Cnockaert et al. 190/18 A
5,943,936 A * 8/1999 Deliman et al. 190/18 A

(75) Inventor: **Giovanni Roncato**, Padua (IT)

* cited by examiner

(73) Assignee: **Valigeria Roncato S.p.A.**, Padua (IT)

Primary Examiner—Philip S. Hyder

(**) Term: **14 Years**

(74) *Attorney, Agent, or Firm*—Kalow & Springut LLP;
John J. Santalone

(21) Appl. No.: **29/119,912**

(57) **CLAIM**

(22) Filed: **Mar. 9, 2000**

The ornamental design for a suitcase with frontal lock assembly, as shown.

(30) **Foreign Application Priority Data**

DESCRIPTION

Sep. 13, 1999 (IT) MI9900524

(51) **LOC (7) Cl.** **03-01**

(52) **U.S. Cl.** **D3/279; D3/276**

(58) **Field of Search** D3/273, 276, 279,
D3/294, 900; 190/18 A, 100, 110, 111,
112, 113

FIG. 1 is a front elevational view of a suitcase with frontal lock assembly, showing the claimed design;

FIG. 2 is a perspective view thereof, showing the top and front;

FIG. 3 is an enlarged fragmentary view of the upper portion of the suitcase with frontal lock assembly;

FIG. 4 is an enlarged fragmentary view of the upper portion of the suitcase with frontal lock assembly in an open position;

FIG. 5 is a rear elevational view of the claimed invention;

FIG. 6 is a front elevational view of the claimed invention;

FIG. 7 is a top plan view of the claimed invention;

FIG. 8 is a bottom plan view of the claimed invention;

FIG. 9 is a right side elevational view of the claimed invention; and,

FIG. 10 is a left side elevational view of the claimed invention.

(56) **References Cited**

U.S. PATENT DOCUMENTS

D309,215 S	*	7/1990	Wei-Mu	D3/279
D310,450 S	*	9/1990	Castelli	D3/279
D333,914 S	*	3/1993	Van Hove et al.	D3/279
D337,434 S	*	7/1993	Fukuda	D3/279
D339,917 S	*	10/1993	Pedlar	D3/279
D352,168 S	*	11/1994	Aumasson	D3/276
D355,762 S	*	2/1995	Rao	D3/279
5,407,038 A	*	4/1995	Pedlar	190/18 A
D408,141 S	*	4/1999	Tatsuhiko	D3/279

1 Claim, 10 Drawing Sheets






FIG. 1

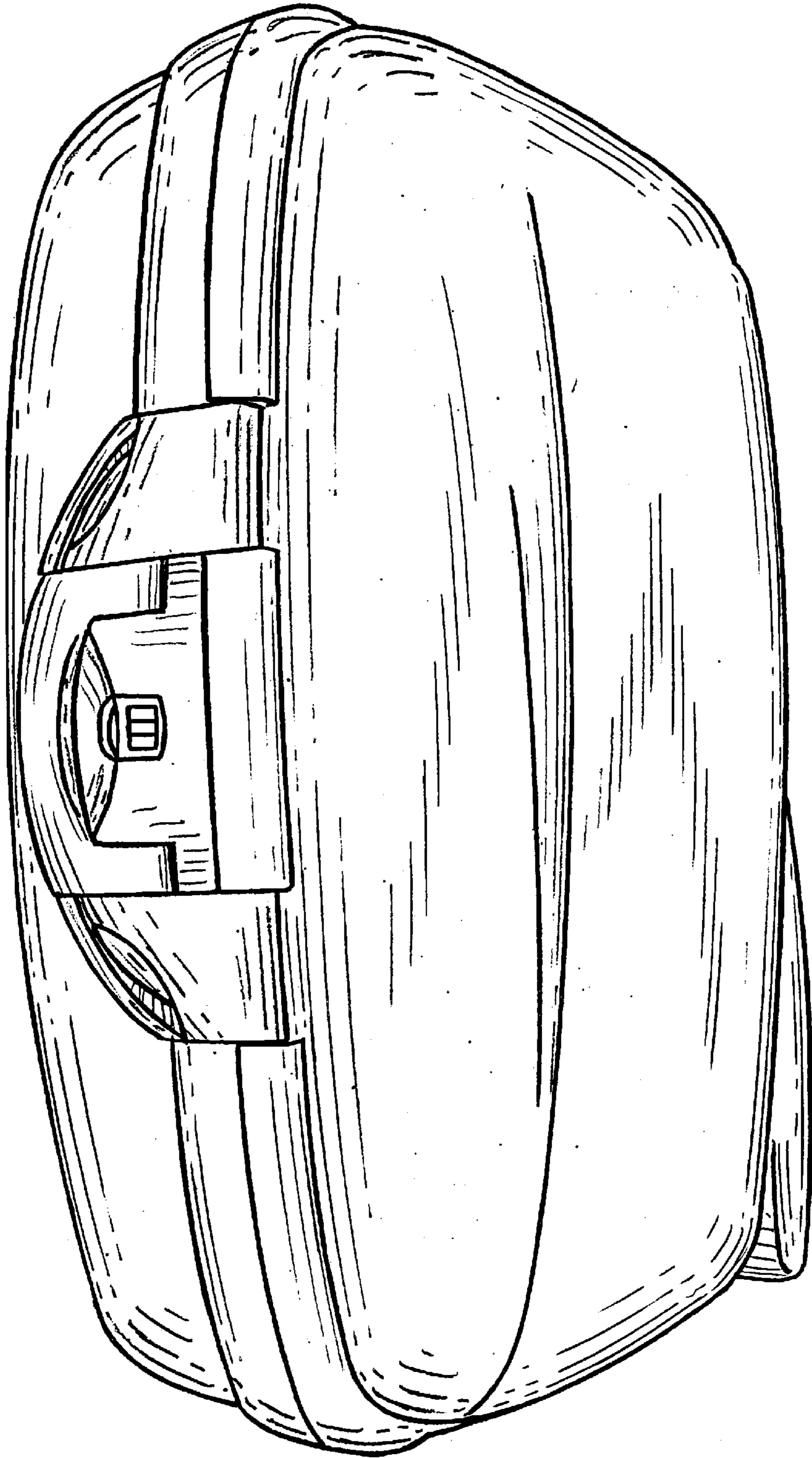


FIG. 2

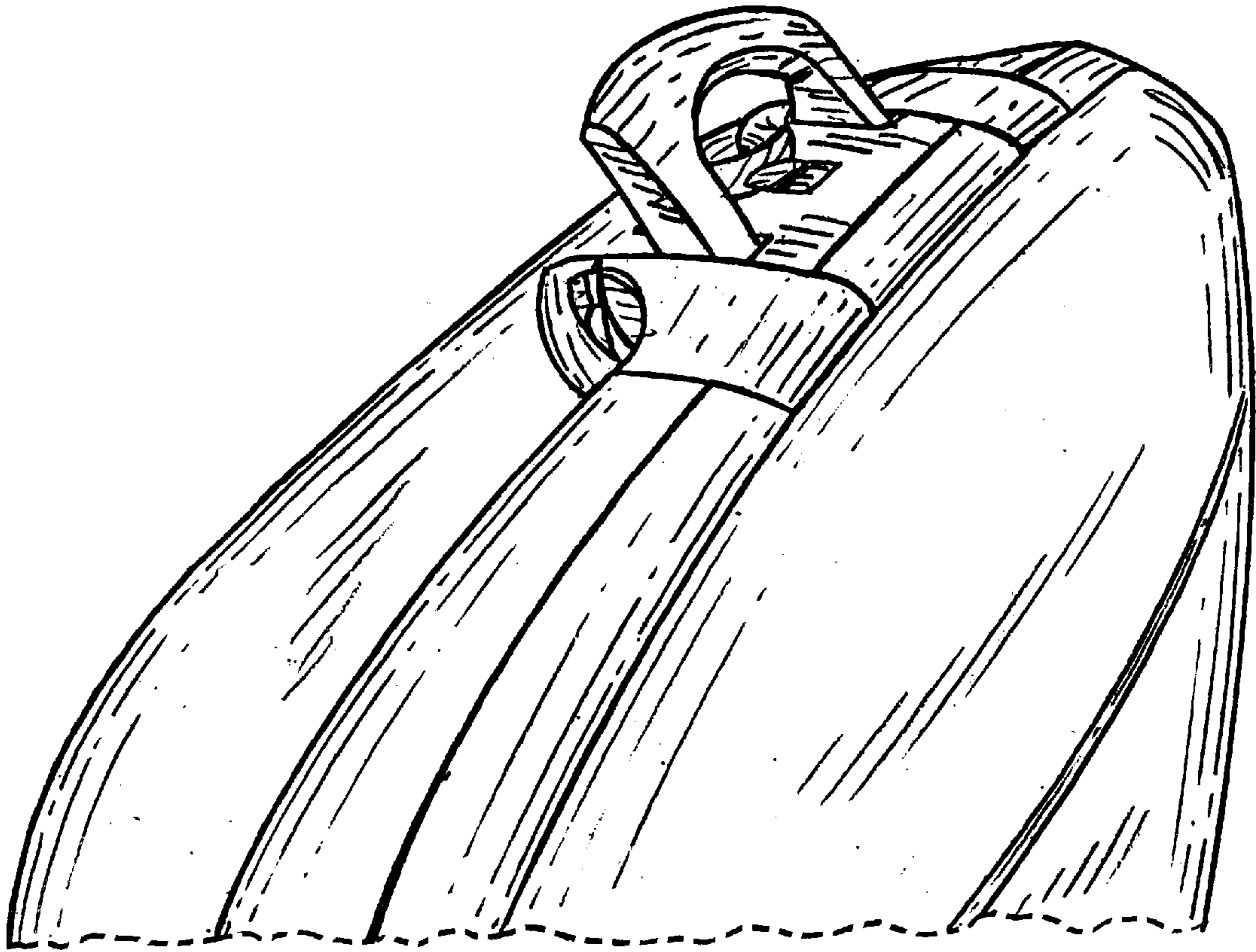


FIG. 3

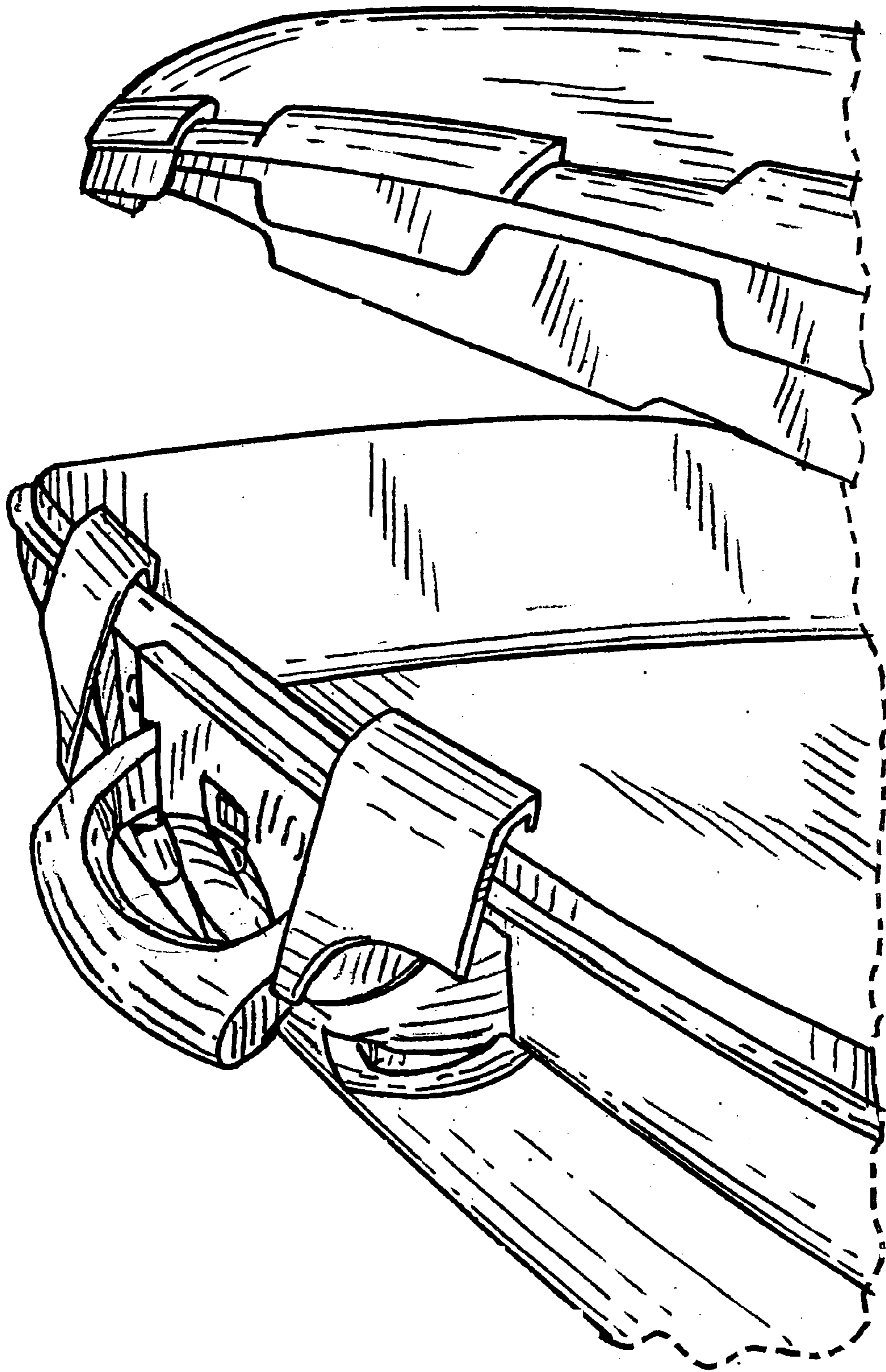


FIG. 4




FIG. 5




FIG. 6




FIG. 7

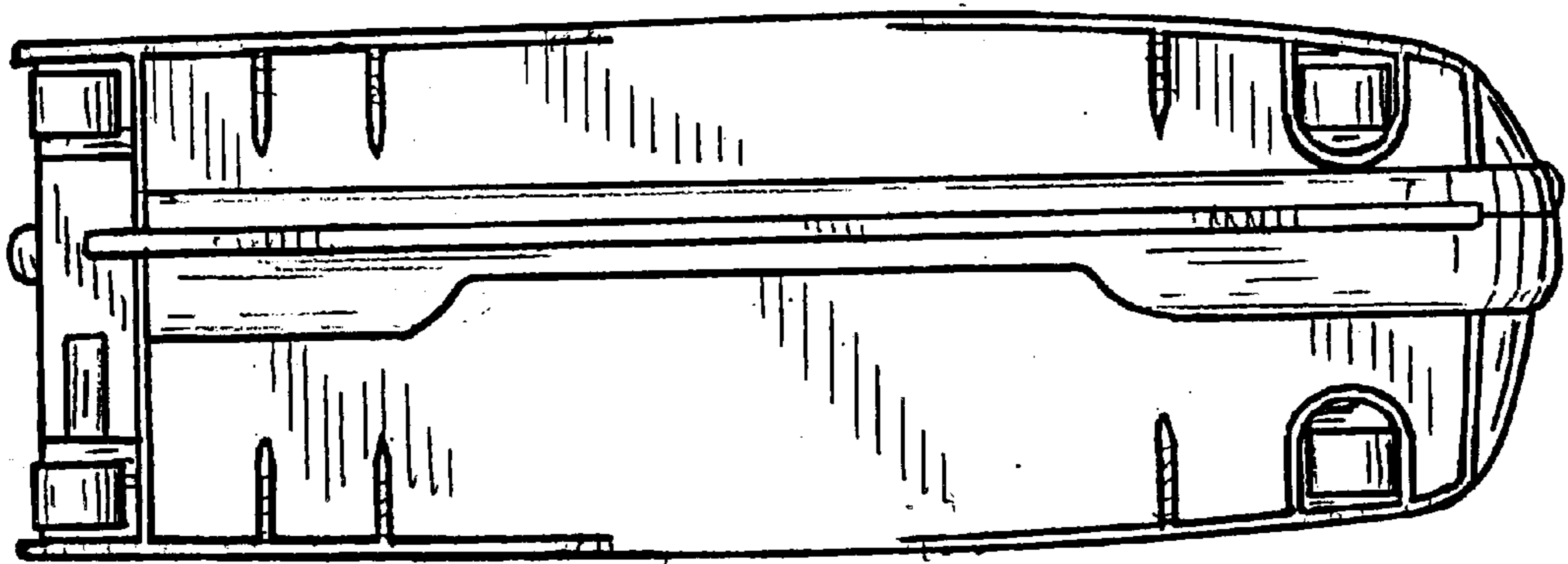


FIG. 8

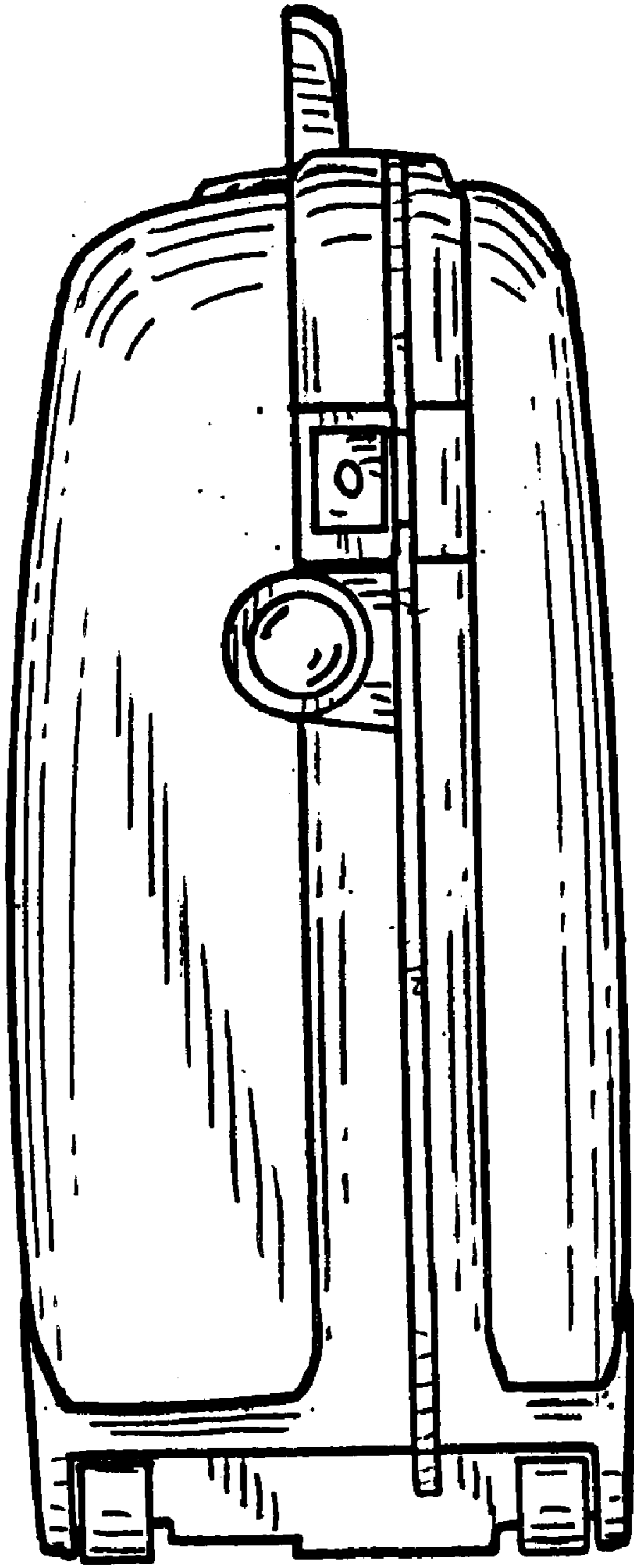


FIG. 9




FIG. 10