



US00D460257S

(12) **United States Design Patent** (10) **Patent No.:** **US D460,257 S**
Williams et al. (45) **Date of Patent:** **** Jul. 16, 2002**

(54) **POUCH FOR USE ON THE WRIST OR ANKLE**

6,227,424 B1 * 5/2001 Roegner 224/219

* cited by examiner

(76) Inventors: **Anthony D. Williams**, 8755 S. Cottage Grove, Chicago, IL (US) 60619; **Belal D. Karim**, 300 Cedar Ridge La., Apt. 304, Richton Park, IL (US) 60471

Primary Examiner—Catherine R. Oliver
(74) *Attorney, Agent, or Firm*—Clifford Kraft

(**) Term: **14 Years**

(57) **CLAIM**

The ornamental design for a pouch for use on the wrist or ankle, as shown and described.

(21) Appl. No.: **29/137,061**

DESCRIPTION

(22) Filed: **Feb. 12, 2001**

(51) **LOC (7) Cl.** **03-01**

(52) **U.S. Cl.** **D3/226**

(58) **Field of Search** D3/226, 224, 215, D3/228, 218, 230, 227; 224/219, 222, 267, 236; 2/169, 170; 40/586, 633

The wrist or ankle pouch is used as a place to keep valuables while swimming, hiking, playing sports or other activities where carrying a wallet or purse would be cumbersome.

FIG. 1 is a top view of the wrist or ankle pouch in the open position (laid flat).

FIG. 2 is a side view of the wrist or ankle pouch in the open position.

FIG. 3 is an end view of the wrist or ankle pouch in the open position.

FIG. 4 is a top view of the wrist or ankle pouch in the use position (as wrapped around a wrist or ankle); and,

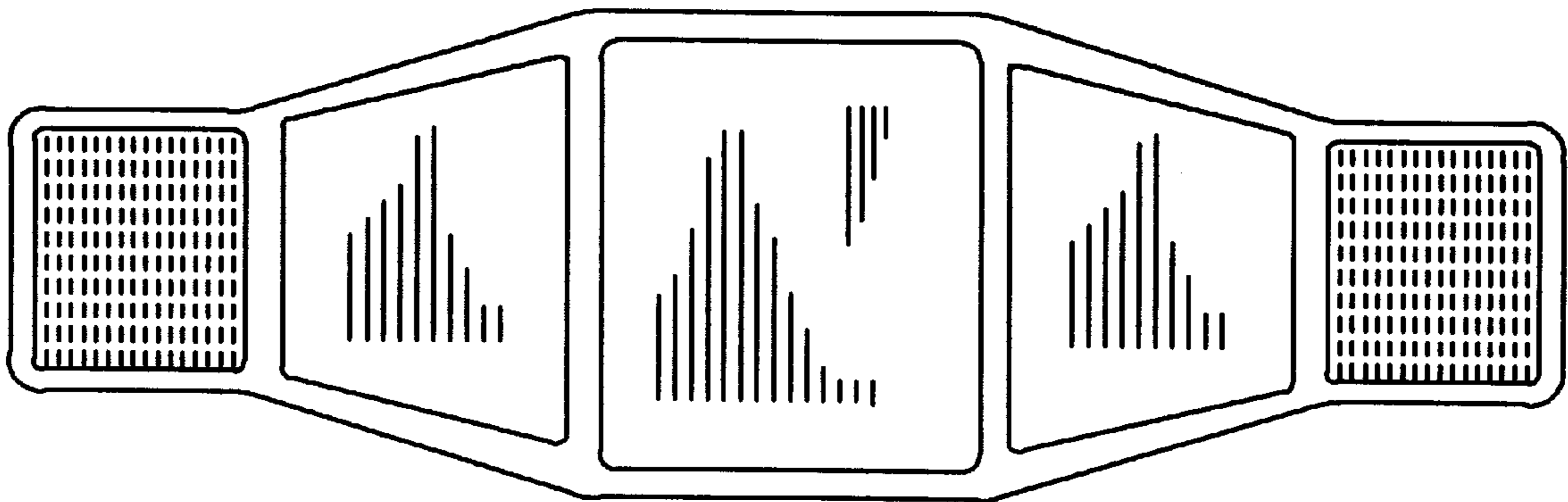
FIG. 5 is a side view of the wrist or ankle pouch in the use position.

(56) **References Cited**

U.S. PATENT DOCUMENTS

D33,980 S	*	1/1901	Mitchell	D3/230
D265,861 S	*	8/1982	Walasek	D3/227
D318,570 S	*	7/1991	Walasek	D3/227
D341,488 S	*	11/1993	Walasek	D3/227
D429,880 S	*	8/2000	McCullough	D3/215
D438,374 S	*	3/2001	Hayman	D3/215

1 Claim, 5 Drawing Sheets



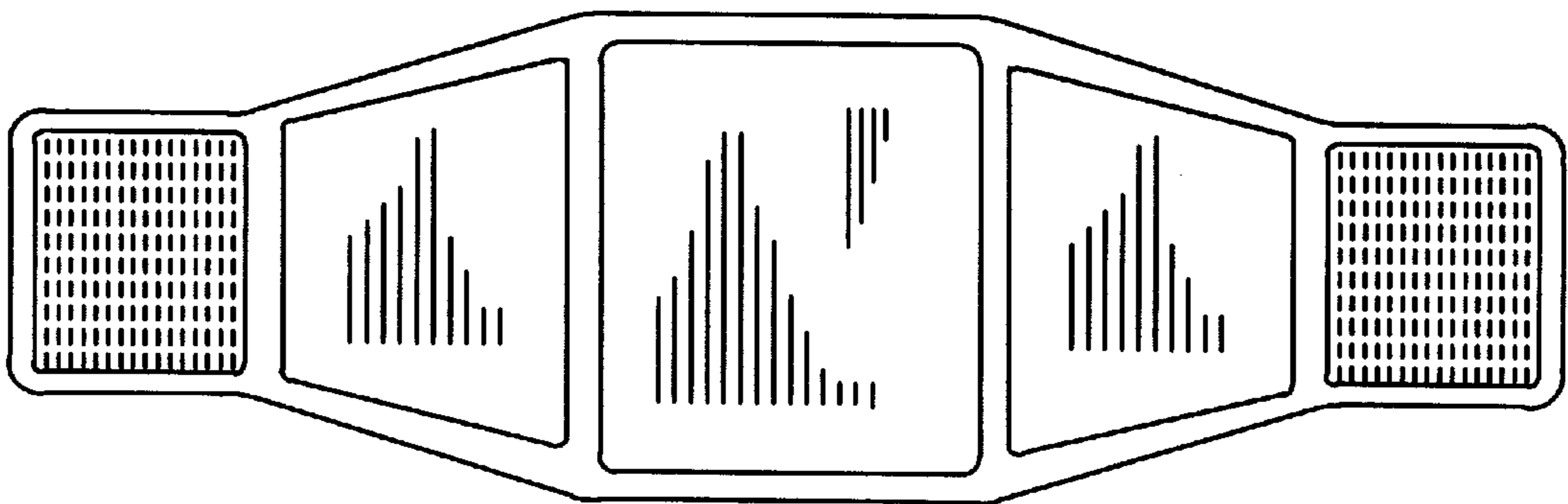


FIG. 1



FIG. 2




FIG. 3



FIG. 4

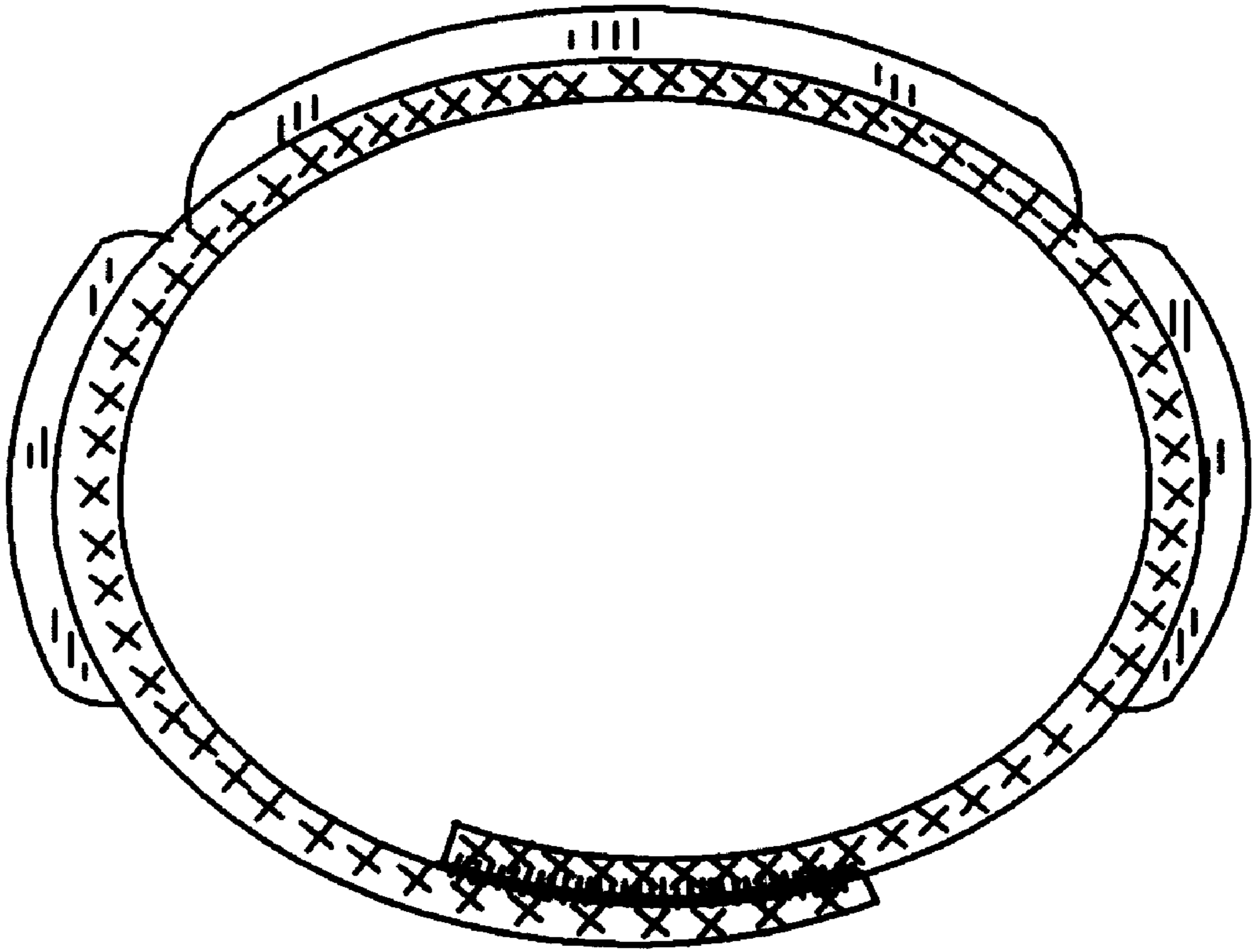


FIG. 5