



US00D460252S

(12) **United States Design Patent**
Smith

(10) **Patent No.:** **US D460,252 S**

(45) **Date of Patent:** **** Jul. 16, 2002**

(54) **PORTION OF A SHOE UPPER**

(75) Inventor: **Steven F. Smith**, Lake Oswego, OR (US)

(73) Assignee: **Nike, Inc.**, Beaverton, OR (US)

(**) Term: **14 Years**

(21) Appl. No.: **29/153,613**

(22) Filed: **Jan. 14, 2002**

(51) **LOC (7) Cl.** **02-99**

(52) **U.S. Cl.** **D2/972**

(58) **Field of Search** D2/896, 902, 907,
D2/943, 944, 946, 969, 972, 973; 36/45,
50.1, 51, 77 M, 77 R, 83, 88, 113, 114,
126-130

(56) **References Cited**

U.S. PATENT DOCUMENTS

4,262,435 A 4/1981 Block et al.

(List continued on next page.)

OTHER PUBLICATIONS

Nike Spring 1986 Footwear Catalog, p. 36, published Jun. 1985.

Nike Fall 1987 Footwear Catalog, p. 24, published Jan. 1987.

Nike Spring 1988 Footwear Catalog, p. 24, published Jun. 1987.

Nike Fall 1988 Footwear Catalog, p. 24, published Dec. 1987.

Nike Fall 1996 Footwear Catalog, pp. 54-56, published Dec. 1995.

Nike Spring 1997 Footwear Catalog, p. 44, published Jun. 1996.

Nike Fall 1997 Footwear Catalog, p. 9, published Dec. 1996.
Nike Holiday 1997 Footwear Catalog, p. 171, published Mar. 1997.

Nike Fall 1998 Footwear Catalog, p. 222, published Dec. 1997.

Nike Spring 1999 Footwear Catalog, p. M63, published Dec. 1997.

Nike Late Spring 1999 Footwear Catalog, p. W51, published Sep. 1998.

Nike Fall 1999 Footwear Catalog, pp. M88, W9, published Nov. 1998.

Nike Holiday 1999 Footwear Catalog, p. 44, published Mar. 1999.

Nike Spring 2000 Footwear Catalog, p. M51, published Jul. 1999.

(List continued on next page.)

Primary Examiner—Dominic Simone

(74) *Attorney, Agent, or Firm*—Banner & Witcoff, Ltd.

(57) **CLAIM**

The ornamental design for a portion of a shoe upper, as shown and described.

DESCRIPTION

FIG. 1 is a perspective view of a portion of a shoe upper showing my new design;

FIG. 2 is a side elevational view of one side thereof;

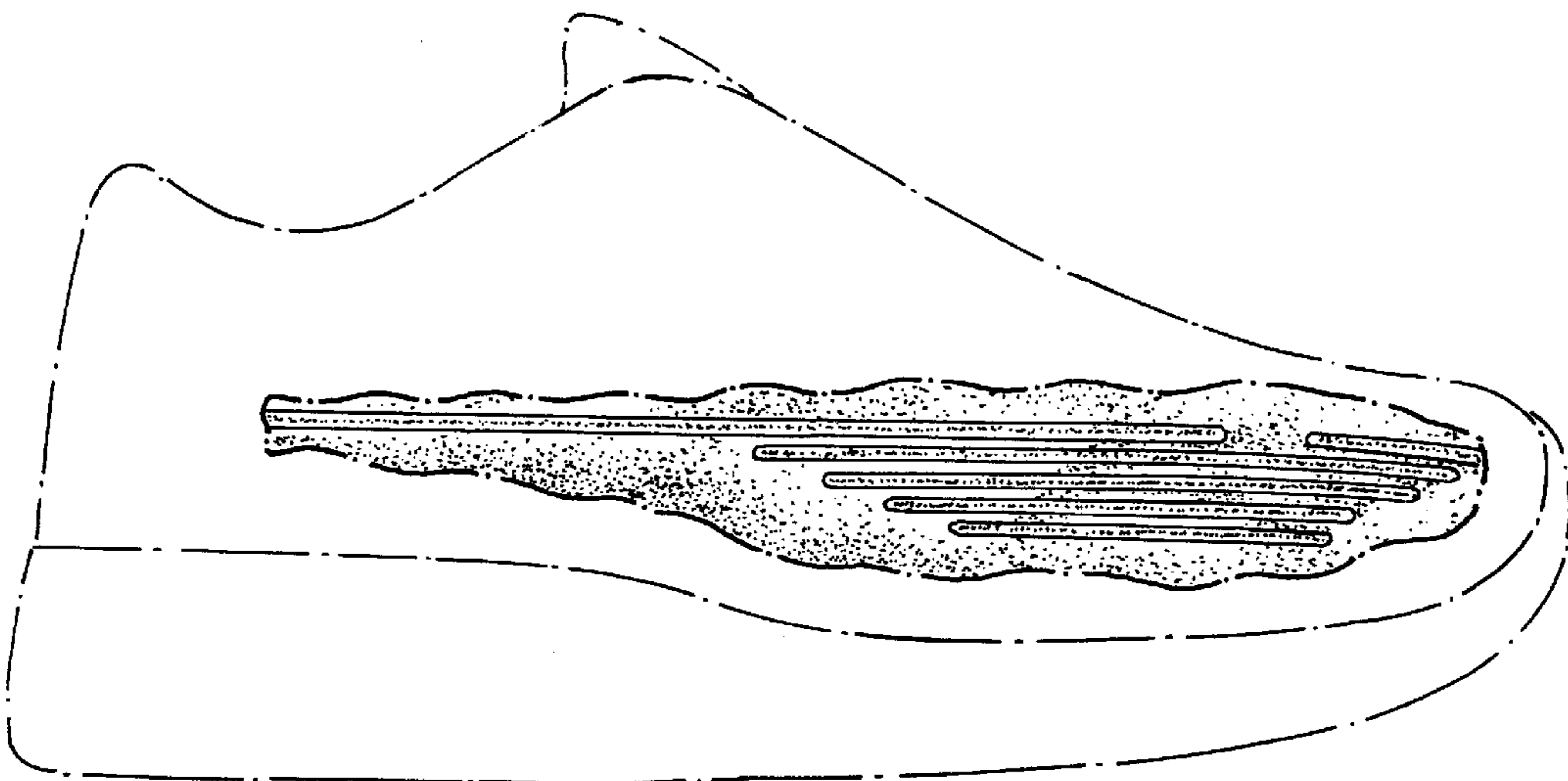
FIG. 3 is a front elevational view thereof;

FIG. 4 is a rear elevational view thereof; and,

FIG. 5 is a top plan view thereof.

The wavy, uneven broken lines surrounding the shaded area form an unclaimed boundary of the claimed design. The uneven broken lines showing the remainder of the shoe are for illustrative purposes only and form no part of the claimed design.

1 Claim, 2 Drawing Sheets



U.S. PATENT DOCUMENTS

D319,337 S 8/1991 Hatfield
D325,465 S 4/1992 Hatfield
5,396,675 A 3/1995 Vincent et al.
D382,101 S 8/1997 Teague
D383,561 S 9/1997 Tresser
D401,741 S 12/1998 Clarke
D410,140 S 5/1999 Joseph
D412,236 S 7/1999 Von Conta
D417,775 S 12/1999 Holmes
D417,776 S 12/1999 McDowell
D423,207 S 4/2000 Selbiger
D429,413 S 8/2000 Fogg
D430,723 S 9/2000 Kim
D431,102 S 9/2000 Clegg et al.
D432,775 S 10/2000 McDowell
D433,217 S 11/2000 Link
D440,389 S 4/2001 Lozano
D449,731 S * 10/2001 Foulo D2/972
D450,918 S 11/2001 Lozano
D452,369 S 12/2001 Roulo

OTHER PUBLICATIONS

Nike Fall 2000 Footwear Catalog, p. M31, published Nov. 1999.
Nike Spring 2001 Footwear Catalog, pp. M3, M10, M23/29, published Jun. 2000.
Nike Late Spring 2001 Footwear Catalog, p. M3, published Sep. 2000.
Nike Fall 2001 Footwear Catalog, p. W110, published Nov. 2000.
Nike Holiday 2001 Footwear Catalog, pp. M37, M67, W60, published Feb. 2001.
Nike Spring 2002 Footwear Catalog, p. M7, W33, published Jun. 2001.
Nike Late Spring 2002 Footwear Catalog, p. M66, published Sep. 2001.
Nike Fall 2002 Footwear Catalog, pp. W4, W10, published Nov. 2001.

* cited by examiner

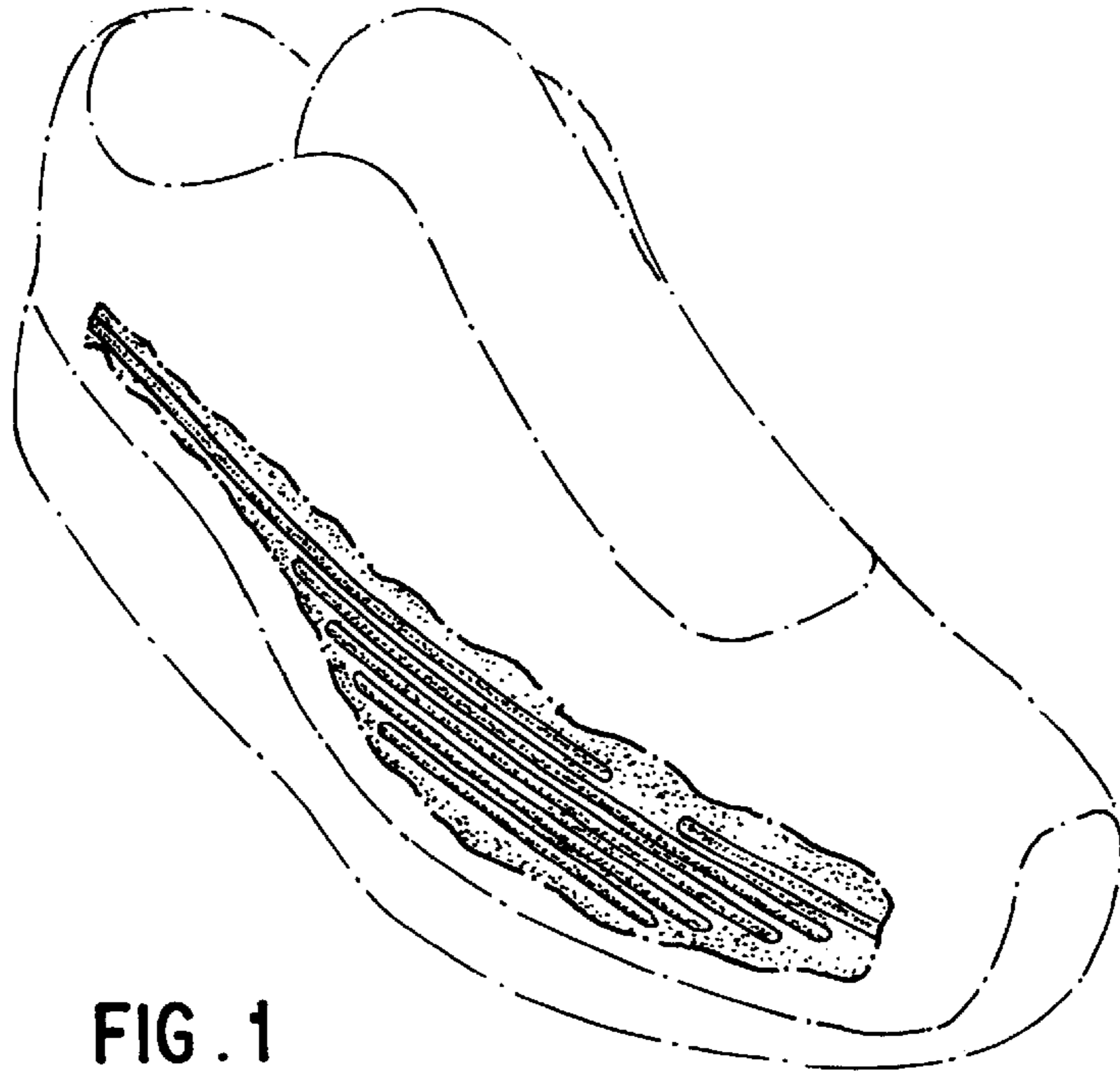


FIG. 1

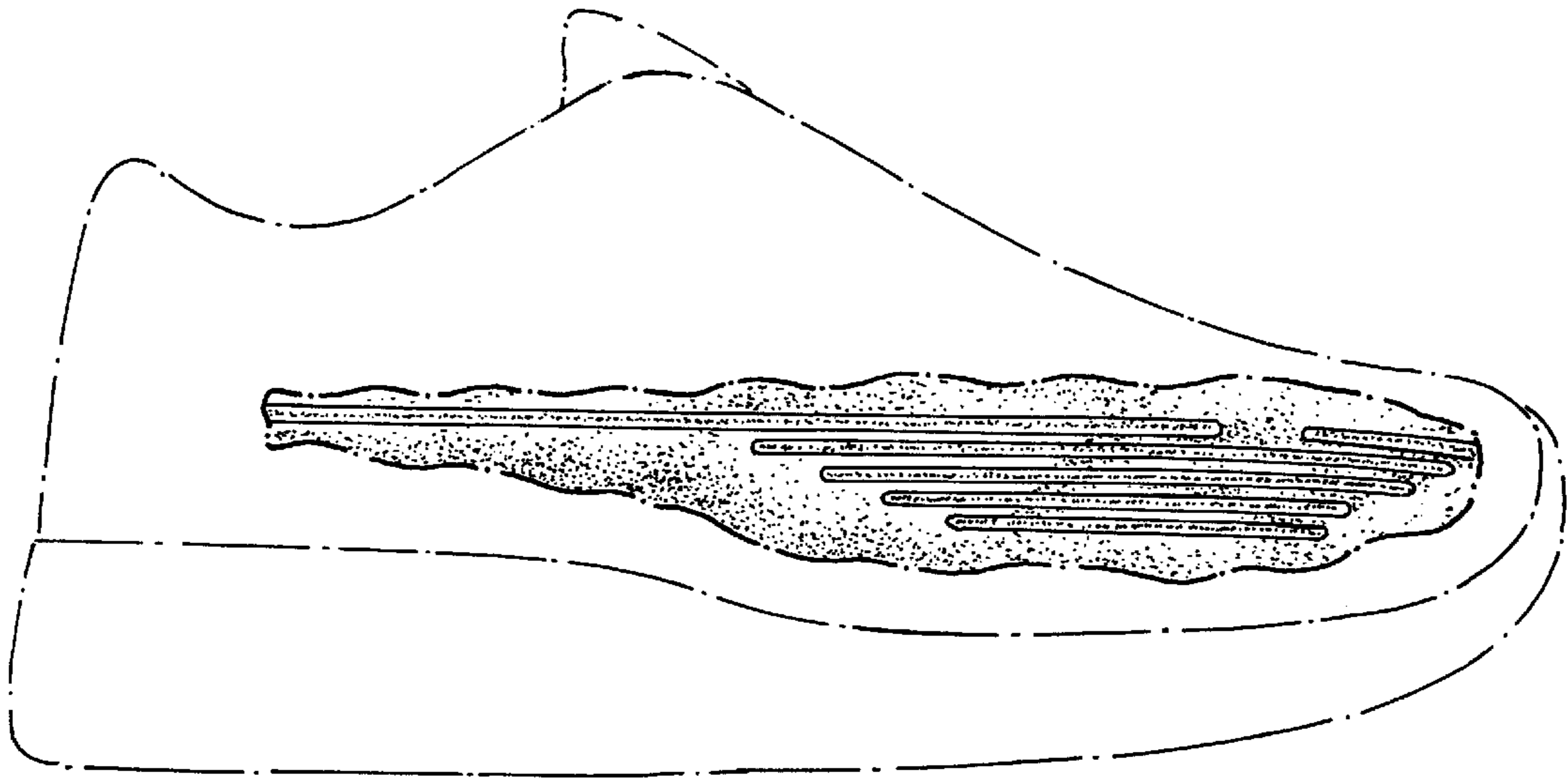


FIG. 2

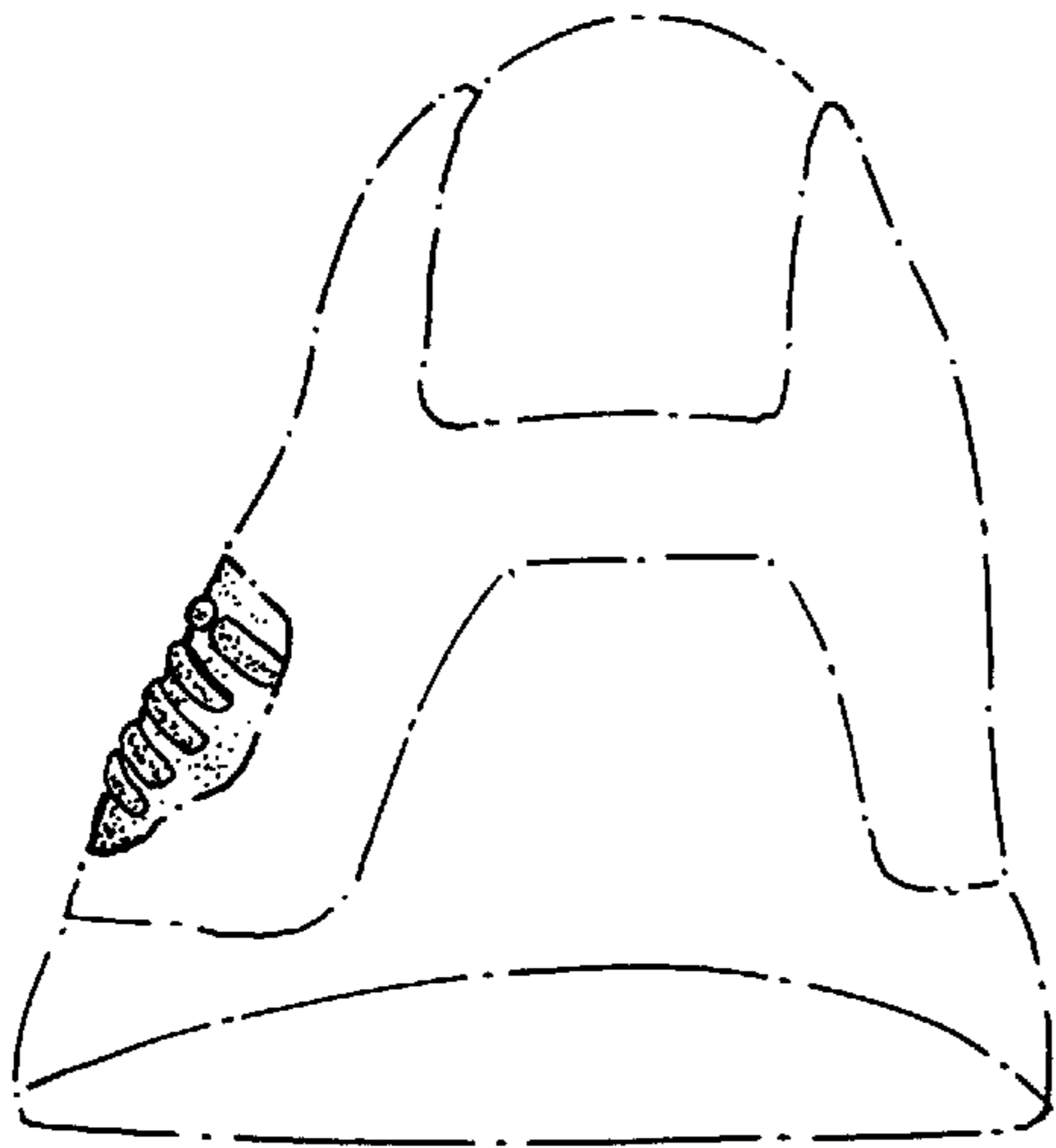


FIG. 3

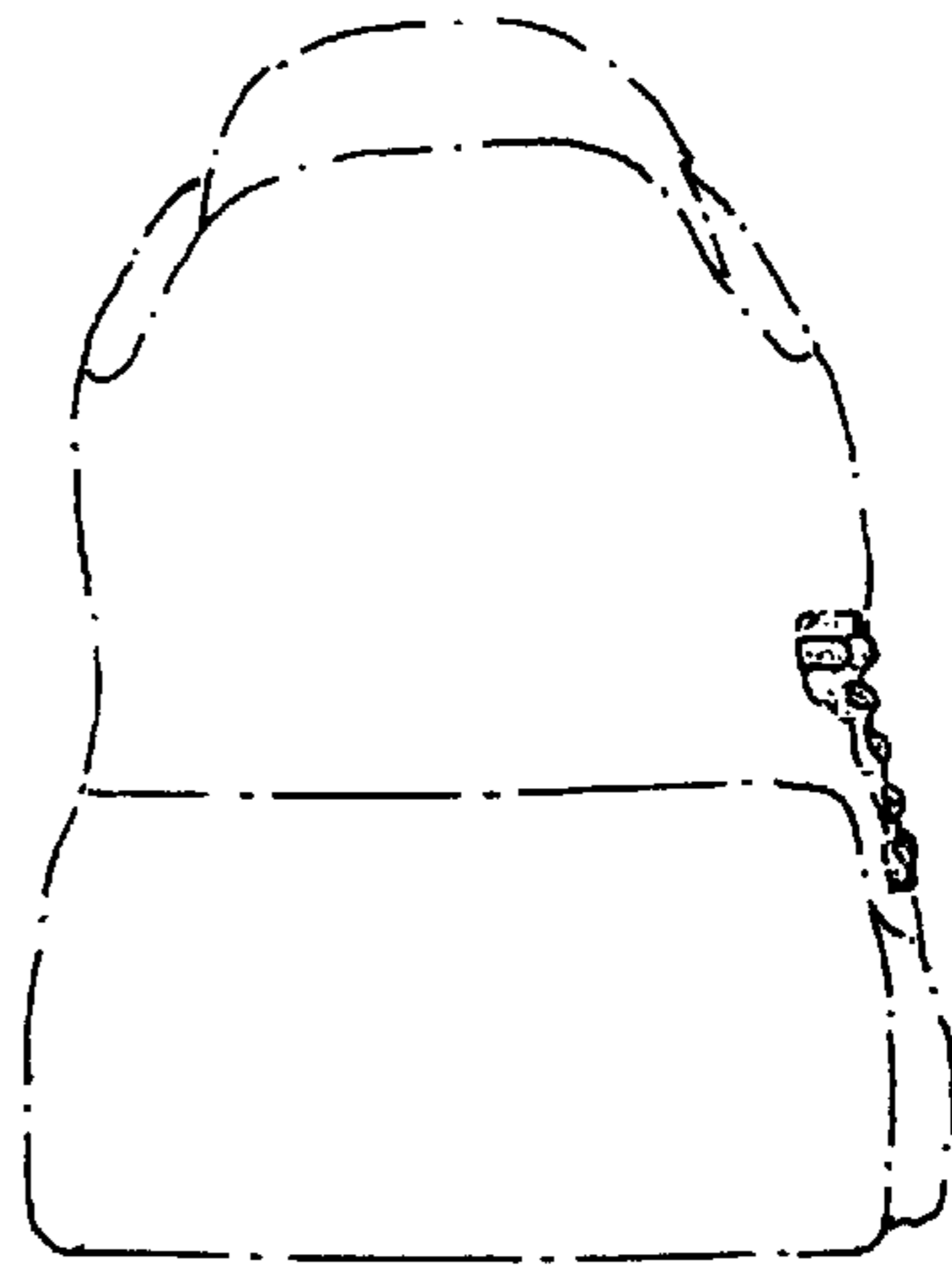


FIG. 4

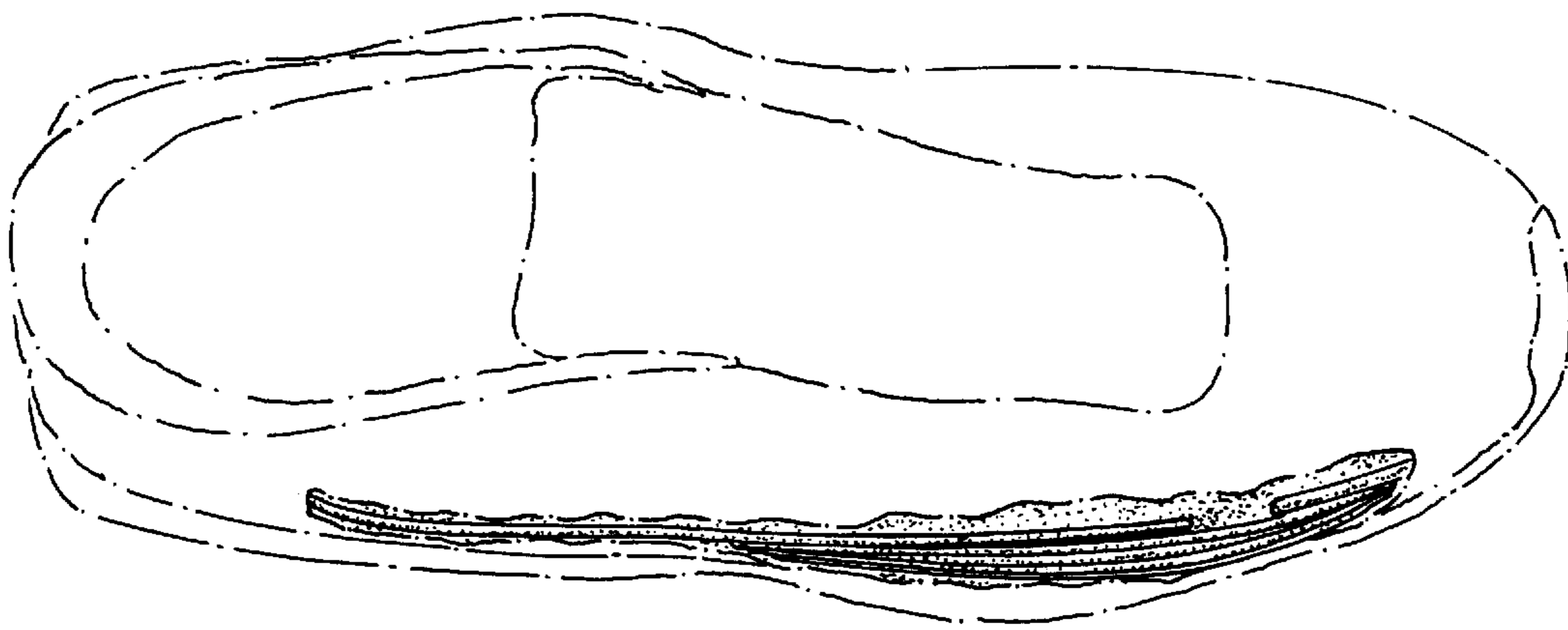


FIG. 5