



US00D460242S

(12) **United States Design Patent**  
**Fairhurst et al.**

(10) **Patent No.:** **US D460,242 S**

(45) **Date of Patent:** **\*\* \*Jul. 16, 2002**

(54) **GARMENT**

(75) Inventors: **Fiona Fairhurst**, Muston (GB); **Jane Cappaert**, Arlington, MA (US)

(73) Assignee: **Speedo International Limited**, Nottingham (GB)

(\* ) Notice: This patent is subject to a terminal disclaimer.

(\*\*) Term: **14 Years**

(21) Appl. No.: **29/127,293**

(22) Filed: **Aug. 3, 2000**

(30) **Foreign Application Priority Data**

Feb. 4, 2000 (GB) ..... 2090095

(51) **LOC (7) Cl.** ..... **02-02**

(52) **U.S. Cl.** ..... **D2/743**

(58) **Field of Search** ..... D2/731-734, 700, D2/701, 704, 712, 743, 40, 1, 10, 36-38, 2.15, 2.17, 67, 69, 77, 212, 400-402, 70, 82; 441/102-104

(56) **References Cited**

**U.S. PATENT DOCUMENTS**

- D202,976 S \* 11/1965 O'Neill ..... D2/731
- 3,763,498 A \* 10/1973 Rector ..... 2/2.15
- 4,741,050 A \* 5/1988 O'Kane et al. .... 2/2.15
- 4,999,845 A \* 3/1991 Jenks, Jr. et al. .... D2/732
- 5,768,703 A \* 6/1998 Machado et al. .... 2/2.15

- D409,819 S \* 5/1999 Gilchrist ..... D2/731
- 5,898,934 A \* 5/1999 Hunter et al. .... 2/2.15
- D416,124 S \* 11/1999 Davies et al. .... D2/731

**OTHER PUBLICATIONS**

Casad Wetsuits Product Catalog, Nov. 1991 p. 4 Full suit on right side of page and triathlon suits on inside back cover.\*  
 Ski Limited Catalog, Apr. 1993 p. 9 item "B" full suit and p. 8 item "E" tank-style suit.\*  
 Sport Europa, Spring/Summer 1993 p. 10 item "C" full suit on lower left of page.\*  
 JC Penney Catalog, Fall/winter 1997 p. 113 item "E" swimsuit back.\*

\* cited by examiner

*Primary Examiner*—Louis S. Zarfes

*Assistant Examiner*—Deanne Levy

(74) *Attorney, Agent, or Firm*—Akin, Gump, Strauss, Hauer & Feld, L.L.P.

(57) **CLAIM**

We claim the ornamental design for a garment, as shown and described.

**DESCRIPTION**

FIG. 1 is a front elevational view of a garment showing our new design;

FIG. 2 is a rear elevational view thereof;

FIG. 3 is a right side elevational view thereof;

FIG. 4 is a left side elevational view thereof; and,

FIG. 5 is a perspective view thereof.

**1 Claim, 1 Drawing Sheet**

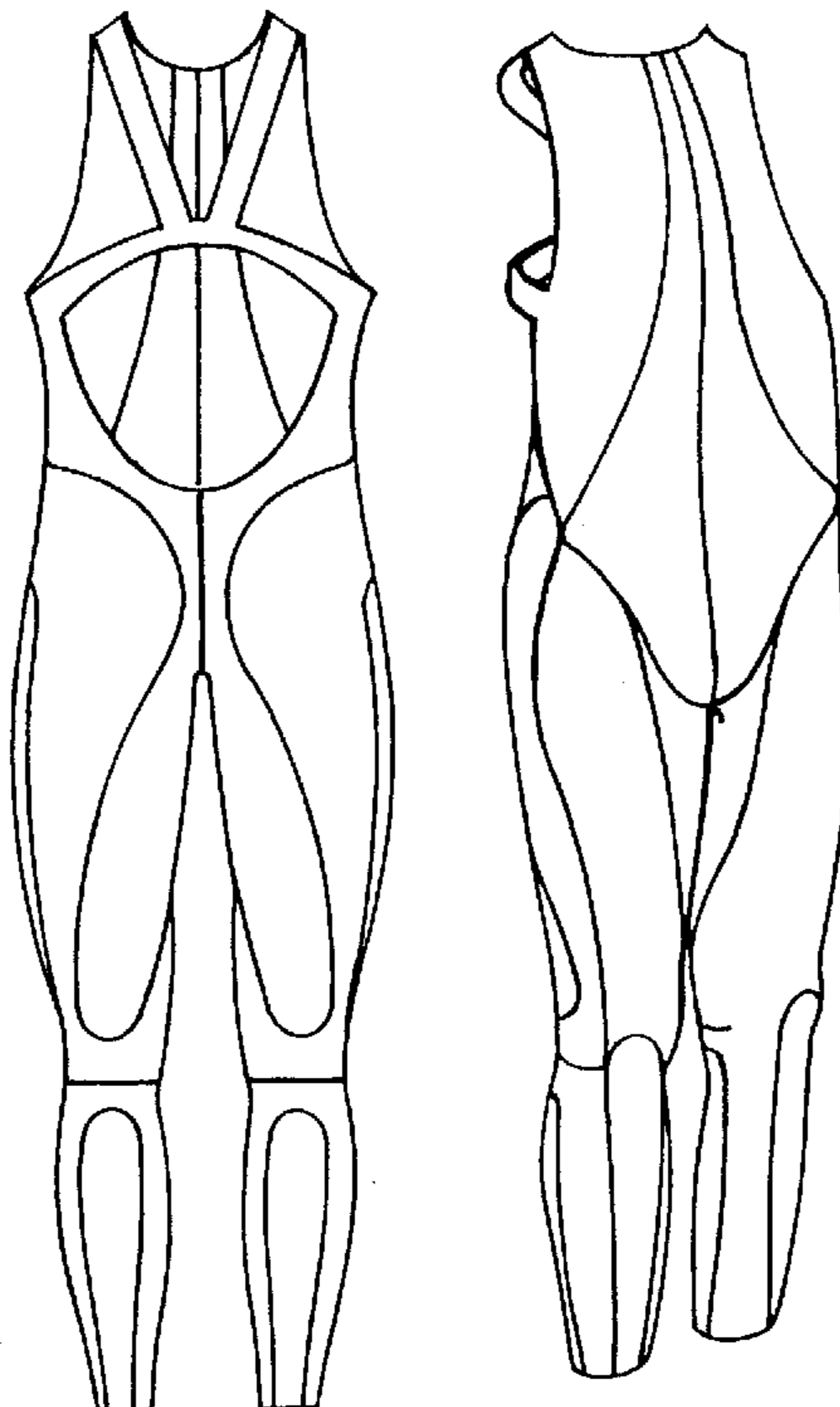


FIG. 1

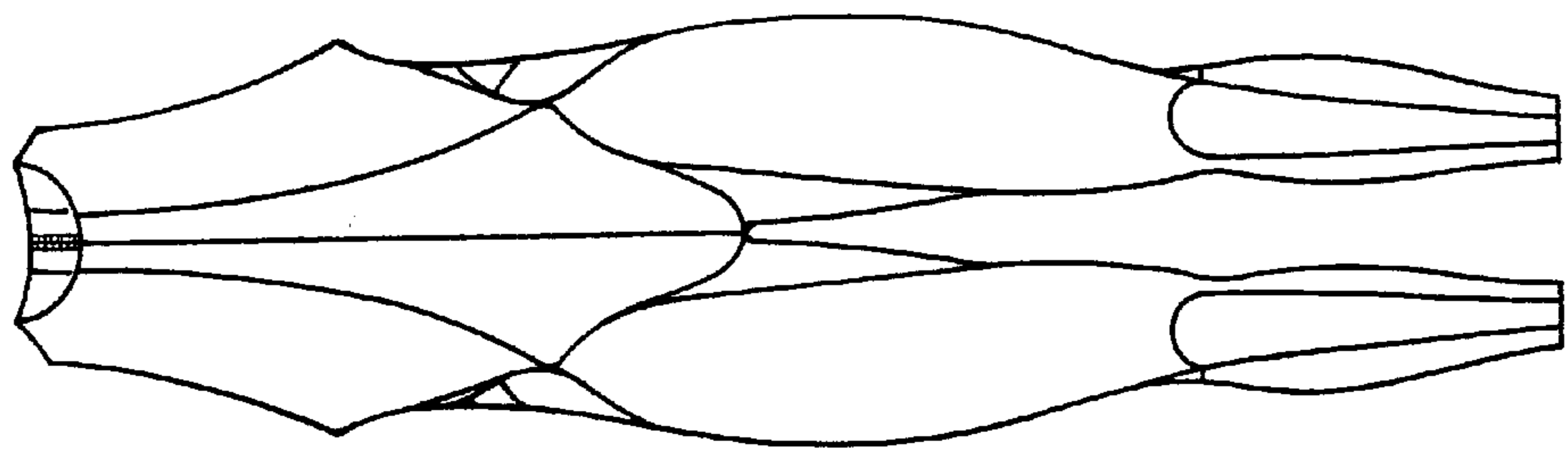


FIG. 2

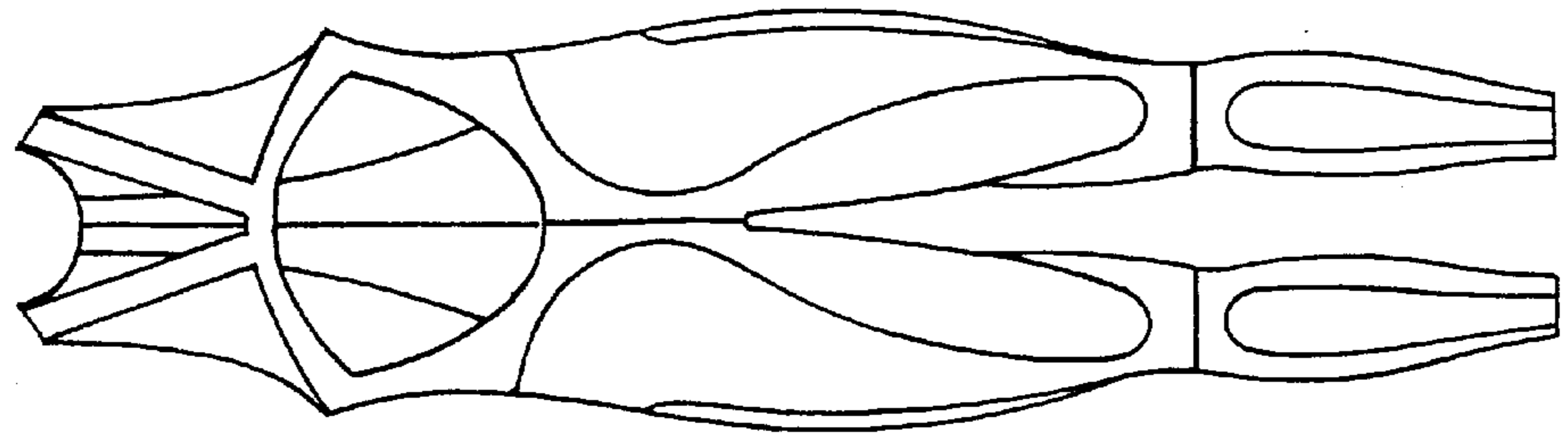


FIG. 3




FIG. 4

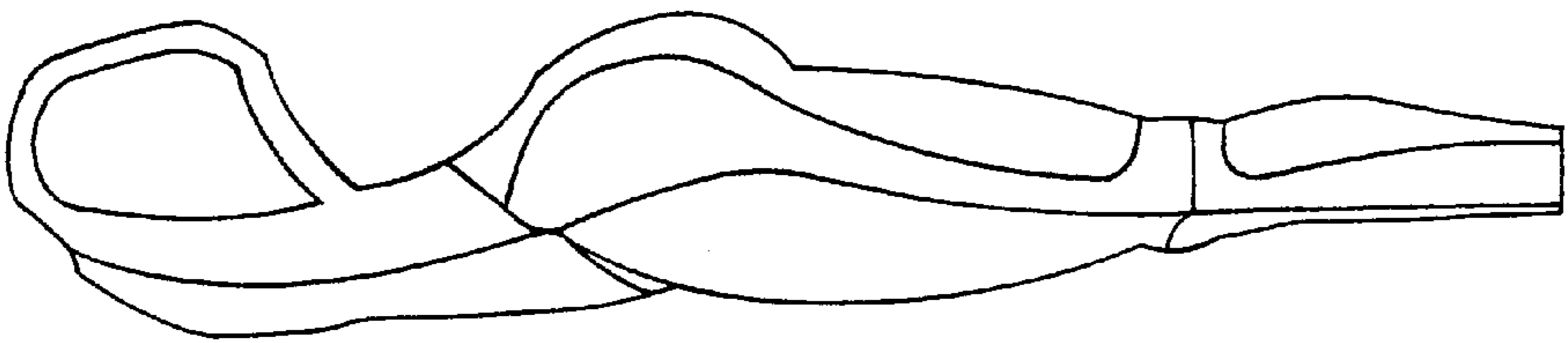


FIG. 5

