



US00D460227S

(12) **United States Design Patent**  
**Leyden**

(10) **Patent No.:** **US D460,227 S**

(45) **Date of Patent:** **\*\* Jul. 9, 2002**

(54) **CANISTER ASSEMBLY OF UPRIGHT VACUUM CLEANER**

(75) **Inventor:** **Christian S. Leyden**, Danville, KY (US)

(73) **Assignee:** **Matsushita Electric Corporation of America**, Secaucus, NJ (US)

(\*\*) **Term:** **14 Years**

(21) **Appl. No.:** **29/135,506**

(22) **Filed:** **Jan. 12, 2001**

(51) **LOC (7) Cl.** ..... **15-05**

(52) **U.S. Cl.** ..... **D32/31; D32/22**

(58) **Field of Search** ..... **D32/21-22, 25, D32/31, 34; 15/329, 320-321, 323, 350-353**

(56) **References Cited**

**U.S. PATENT DOCUMENTS**

D354,379 S	*	1/1995	Shinozaki	.....	D32/22
D371,652 S	*	7/1996	Umbach	.....	D32/22
D379,254 S		5/1997	Roberts et al.		
D382,681 S		8/1997	Thomas		
D391,702 S		3/1998	Wareham et al.		
D398,098 S		9/1998	Mehaffey et al.		

D428,538 S	*	7/2000	Kraeutle	.....	D32/22
D429,041 S	*	8/2000	Medema et al.	.....	D32/22
D432,282 S	*	10/2000	Hamm et al.	.....	D32/22
D445,977 S	*	7/2001	Paterson et al.	.....	D32/31
D452,758 S	*	1/2002	Yokoyama et al.	.....	D32/22

\* cited by examiner

*Primary Examiner*—Ruth McInroy

(74) *Attorney, Agent, or Firm*—King & Schickli, PLLC

(57) **CLAIM**

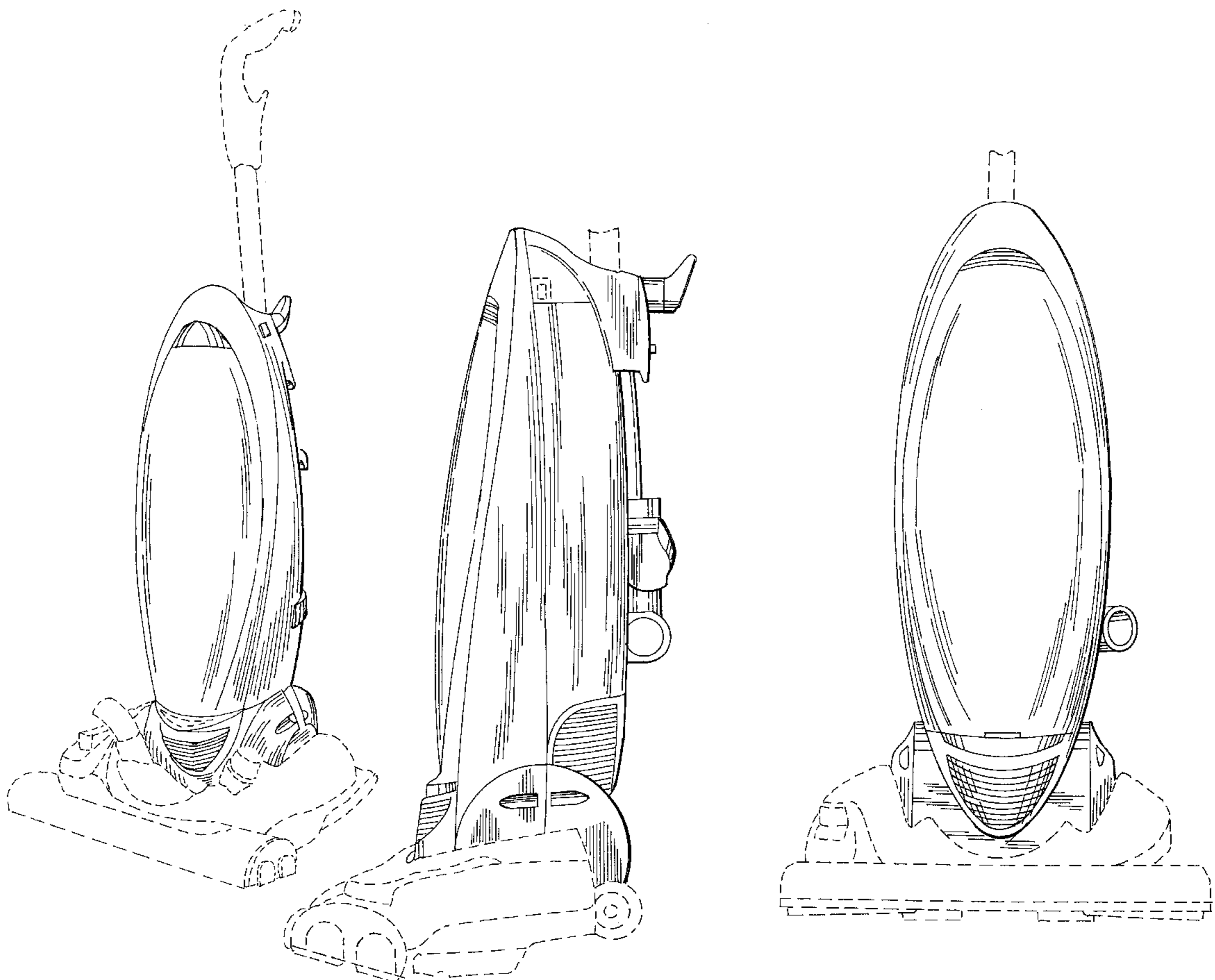
The ornamental design of a canister assembly of upright vacuum cleaner, shown and described.

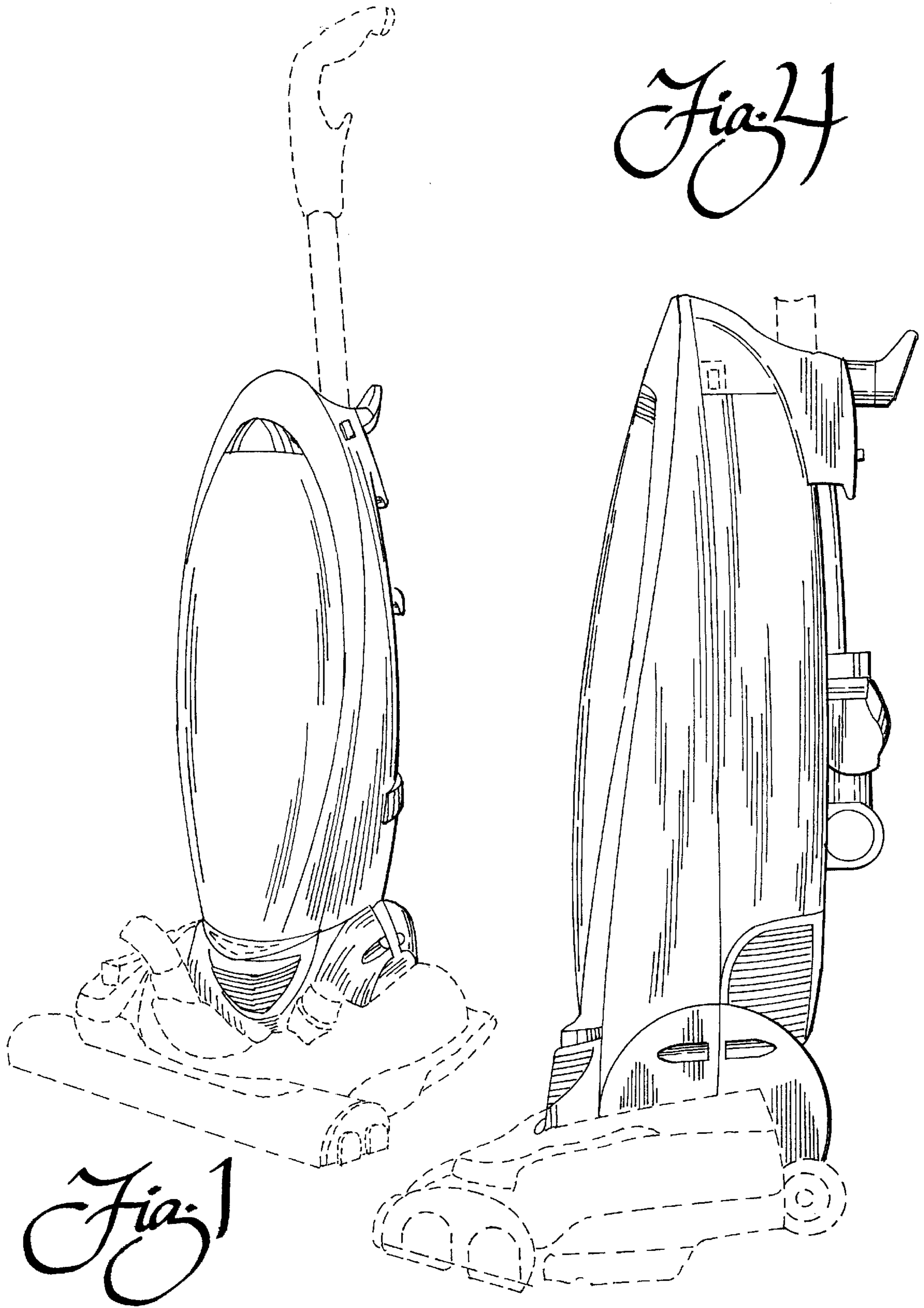
**DESCRIPTION**

FIG. 1 is a perspective view of a canister assembly of upright vacuum cleaner showing my new design; FIG. 2 is a top plan view thereof; FIG. 3 is a right side elevational view thereof; FIG. 4 is a left side elevational view thereof. FIG. 5 is a front elevational view thereof; and, FIG. 6 is a rear elevational view thereof.

The details shown in broken lines in all views are for illustrative purposes only and form no part of the claimed design.

**1 Claim, 3 Drawing Sheets**

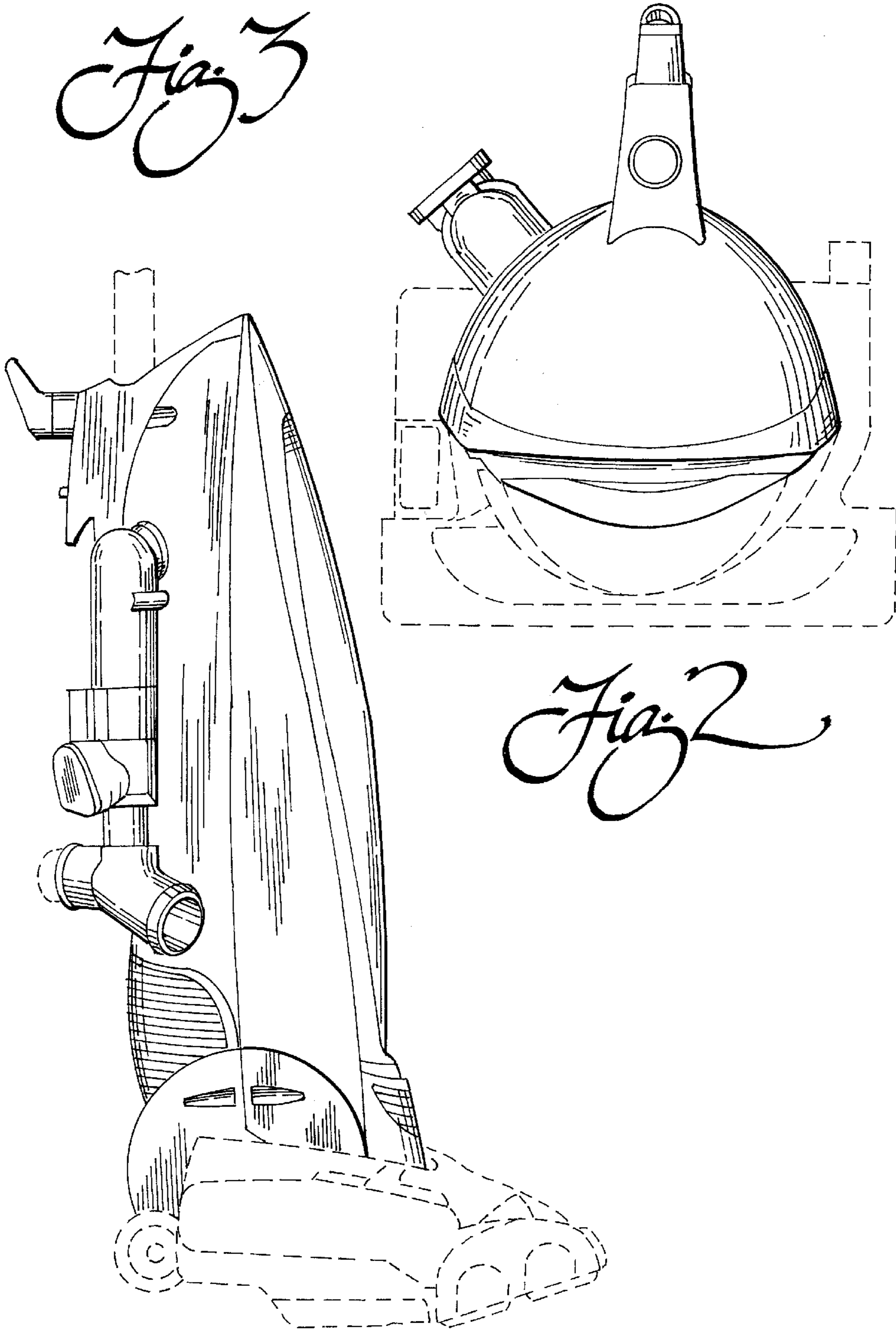




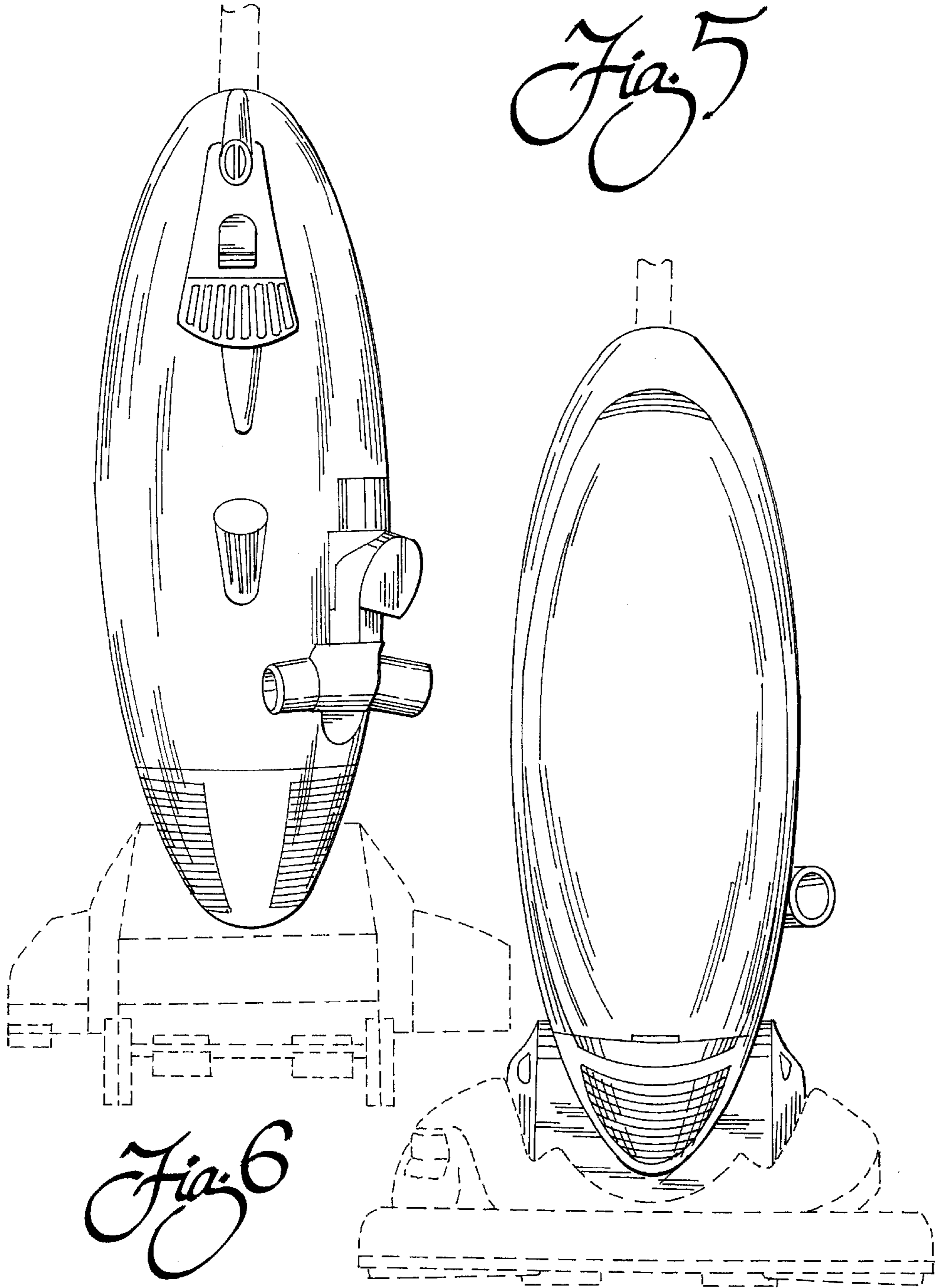
*Fig. 2*

*Fig. 1*

*Fig 3*



*Fig. 5*



*Fig. 6*