



US00D460221S

(12) **United States Design Patent**
Slot

(10) **Patent No.:** **US D460,221 S**

(45) **Date of Patent:** **** Jul. 9, 2002**

(54) **COMBINED COLLAR AND LEASH REFLECTOR**

4,221,063 A * 9/1980 Charles et al. 40/633
4,318,234 A * 3/1982 Charles et al. 40/633
5,473,830 A * 12/1995 Doble 40/300

(75) Inventor: **Alexander Sloot**, Sugarloaf, PA (US)

* cited by examiner

(73) Assignee: **Printmark Industries, Inc.**, Hazleton, PA (US)

Primary Examiner—Pamela Burgess

(**) Term: **14 Years**

(74) *Attorney, Agent, or Firm*—St. Onge Steward Johnston & Reens LLC

(21) Appl. No.: **29/129,212**

(57) **CLAIM**

(22) Filed: **Sep. 8, 2000**

I claim a combined collar and leash reflector, as shown and described.

(51) **LOC (7) Cl.** **30-04**

DESCRIPTION

(52) **U.S. Cl.** **D30/152; D30/153; D30/155**

(58) **Field of Search** D30/155, 152, D30/153; 40/633, 300, 5, 6, 301-303, 330; 119/856, 858; D20/27


FIG. 1 is a front perspective view of a combined collar and leash reflector showing my new design;
FIG. 2 is a front elevational view thereof;
FIG. 3 is a rear elevational view thereof;
FIG. 4 is a side elevational view thereof; and,
FIG. 5 is a top plan view thereof.

(56) **References Cited**

U.S. PATENT DOCUMENTS

3,184,874 A * 5/1965 Schofield D30/155

1 Claim, 1 Drawing Sheet






FIG. 1

FIG. 2




FIG. 3

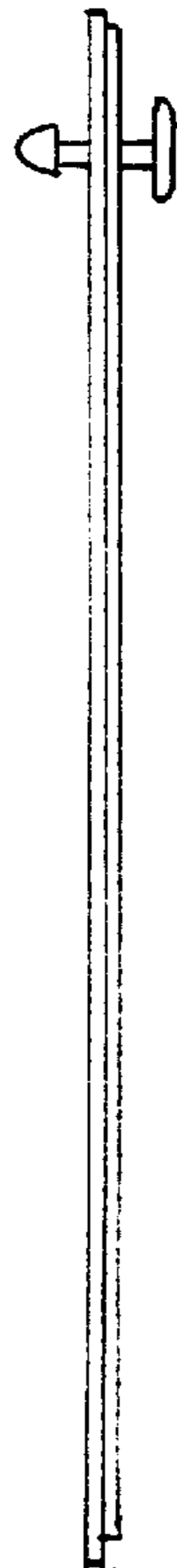


FIG. 4

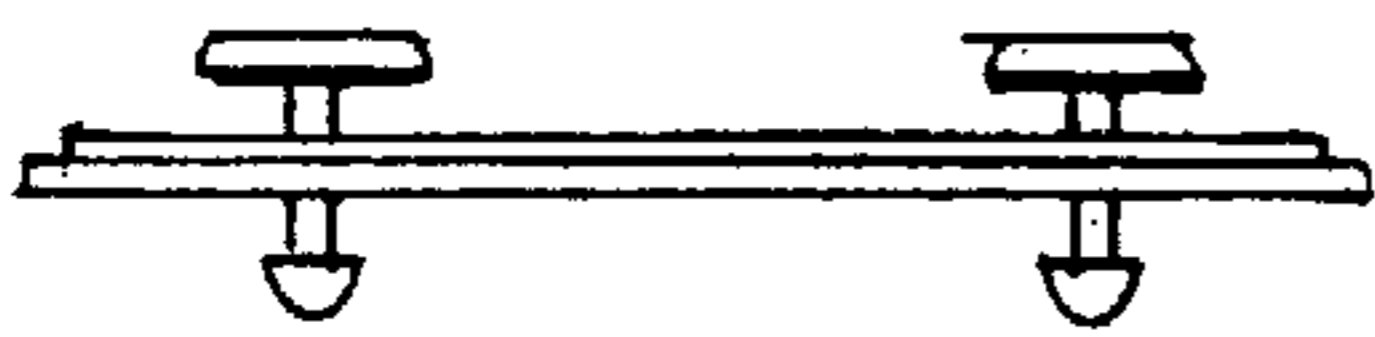


FIG. 5

