



US00D460204S

(12) **United States Design Patent** (10) **Patent No.:** **US D460,204 S**
Giese (45) **Date of Patent:** **** Jul. 9, 2002**

(54) **NIGHT LIGHT WITH SWIVEL HOOD**

(75) Inventor: **Robert D. Giese**, Kenosha, WI (US)

(73) Assignee: **Intermatic Incorporated**, Spring Grove, IL (US)

(**) Term: **14 Years**

(21) Appl. No.: **29/152,253**

(22) Filed: **Oct. 29, 2001**

(51) **LOC (7) Cl.** **26-04**

(52) **U.S. Cl.** **D26/26**

(58) **Field of Search** D26/24, 25, 26,
D26/37, 72, 73, 80, 81, 87, 88, 89, 92;
362/147, 200, 222, 226, 223, 367, 404

(56) **References Cited**

U.S. PATENT DOCUMENTS

1,629,613 A	5/1927	Crockett
4,343,032 A	8/1982	Schwartz
4,357,652 A	11/1982	Coulmance et al.
4,527,224 A	7/1985	Sangiamo et al.
4,533,982 A	8/1985	Kozar
4,549,250 A	10/1985	Spector
D285,008 S	8/1986	Schwartz
4,611,266 A	9/1986	Schwartz
4,654,764 A	3/1987	Hsiao
4,714,984 A	12/1987	Spector
D293,607 S	1/1988	Schwartz
5,339,231 A	8/1994	Parsolano et al.
5,412,550 A	5/1995	Hsieh et al.
5,420,764 A	5/1995	Hussain et al.
5,523,932 A	6/1996	Bogdanovs

5,544,025 A	8/1996	Bohlcool et al.
5,556,192 A	9/1996	Wang
5,599,091 A	2/1997	Kira
6,022,128 A	2/2000	Chi
6,093,028 A	7/2000	Yang
D432,688 S	* 10/2000	Petterson D26/26
D439,686 S	* 3/2001	Petterson et al. D26/26

* cited by examiner

Primary Examiner—Marcus A. Jackson

(74) *Attorney, Agent, or Firm*—Brinks Hofer Gilson & Lione

(57) **CLAIM**

The ornamental design for a night light with swivel hood, as shown and described.

DESCRIPTION

FIG. 1 is a perspective view of my new, original and ornamental design with a swivel hood located in a first position.

FIG. 2 is a first side view of the embodiment shown in FIG. 1 with the swivel hood located in a second position.

FIG. 3 is a top view of the embodiment shown in FIG. 1 with the swivel hood located in a first position.

FIG. 4 is a second side view of the embodiment shown in FIG. 1 with the hood located in the first position.

FIG. 5 is a third side view of the embodiment shown in FIG. 1 with the hood located in the second position; and,

FIG. 6 is a bottom view of the embodiment shown in FIG. 1 with the hood located in the first position.

The broken lines in the Figures are for illustrative purposes only and form no part of the claimed design.

1 Claim, 2 Drawing Sheets

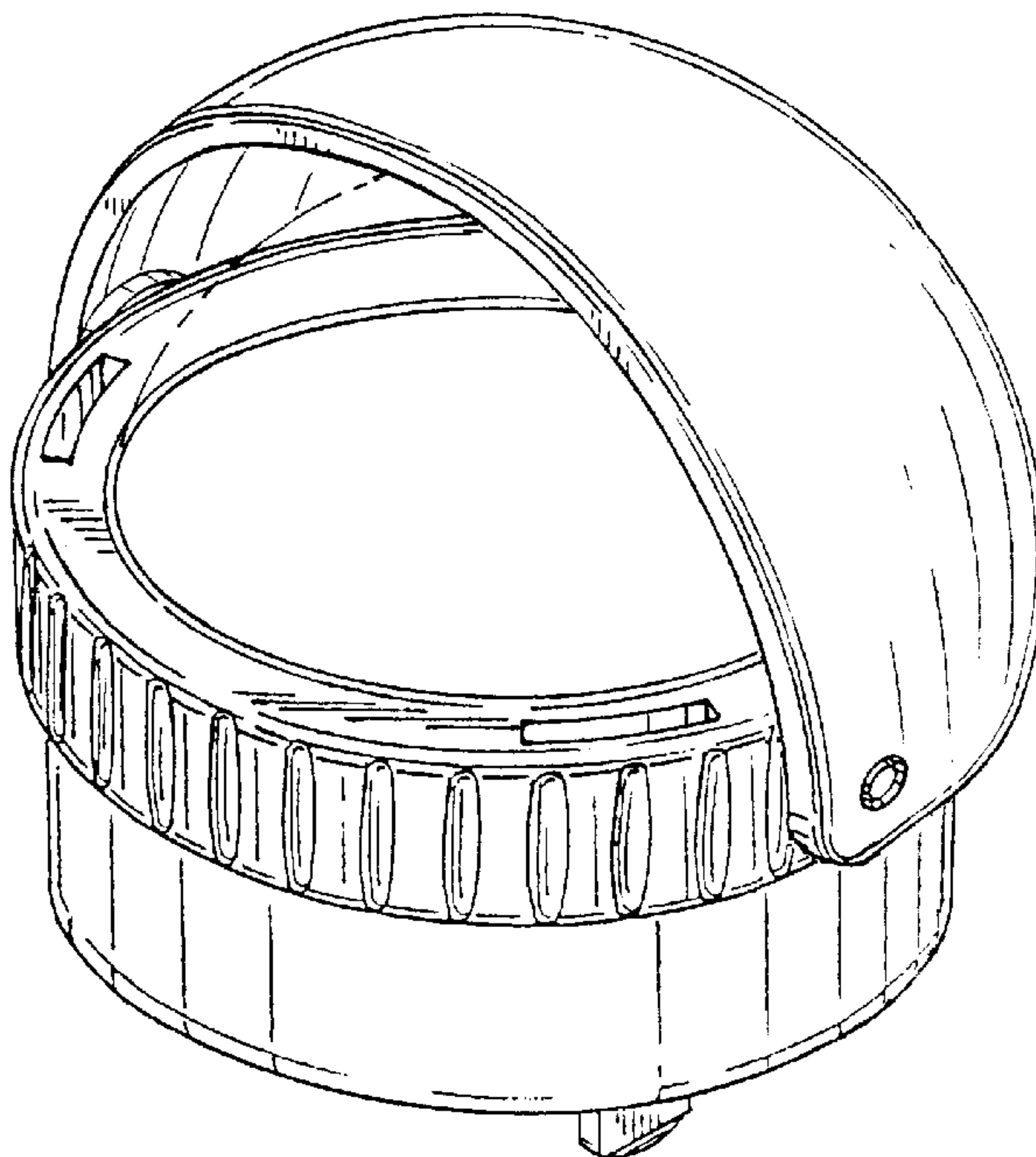


FIG.1

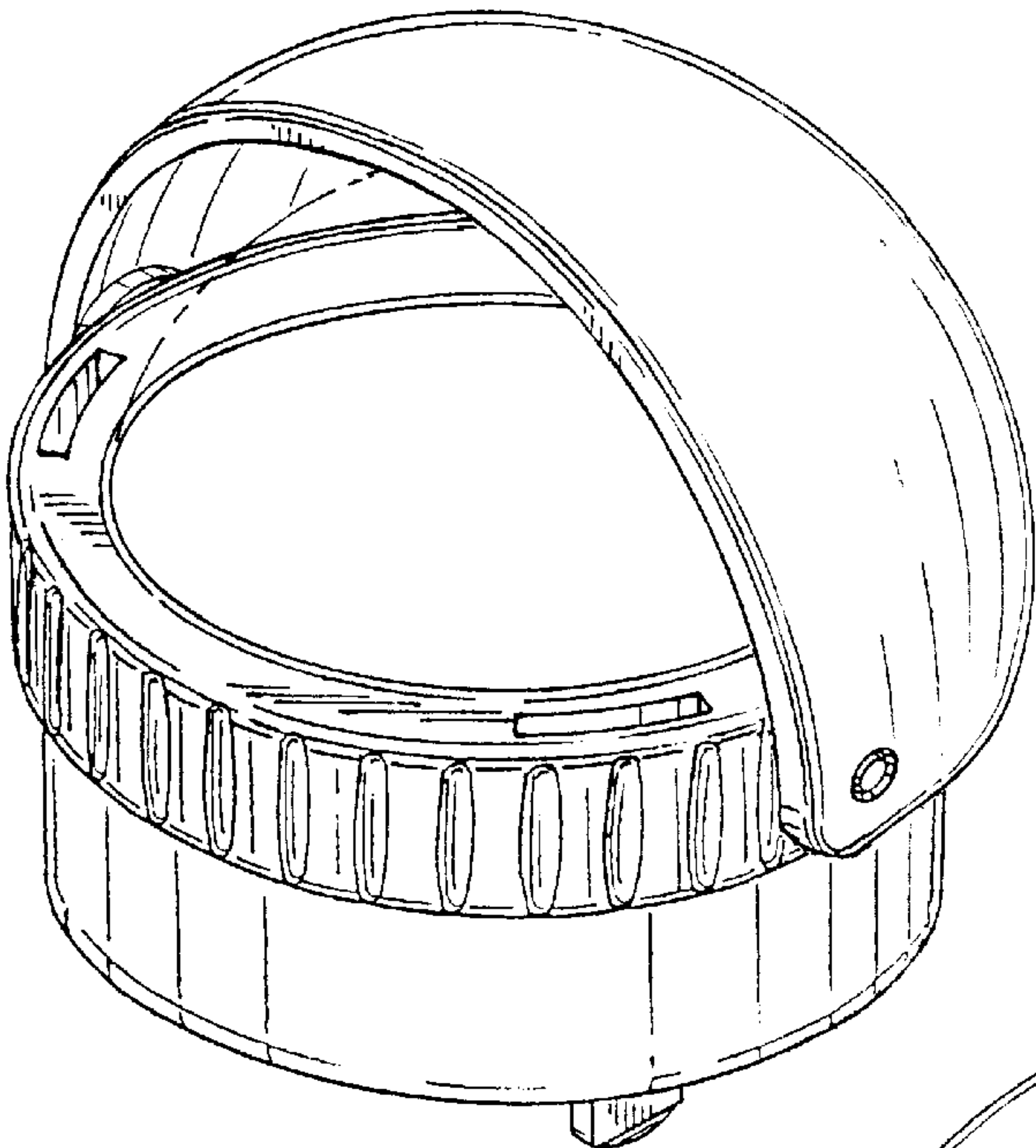


FIG.2

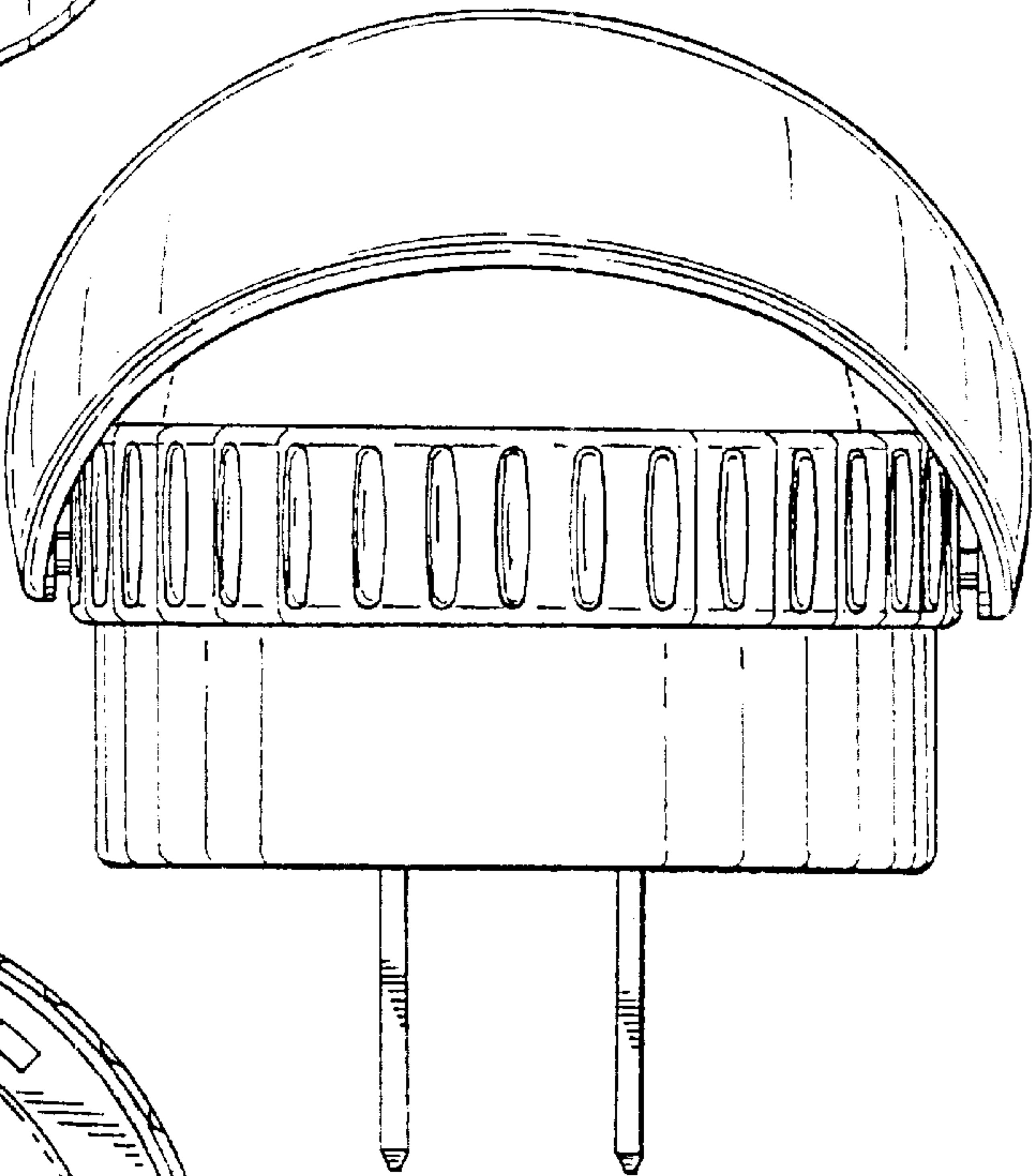


FIG.3

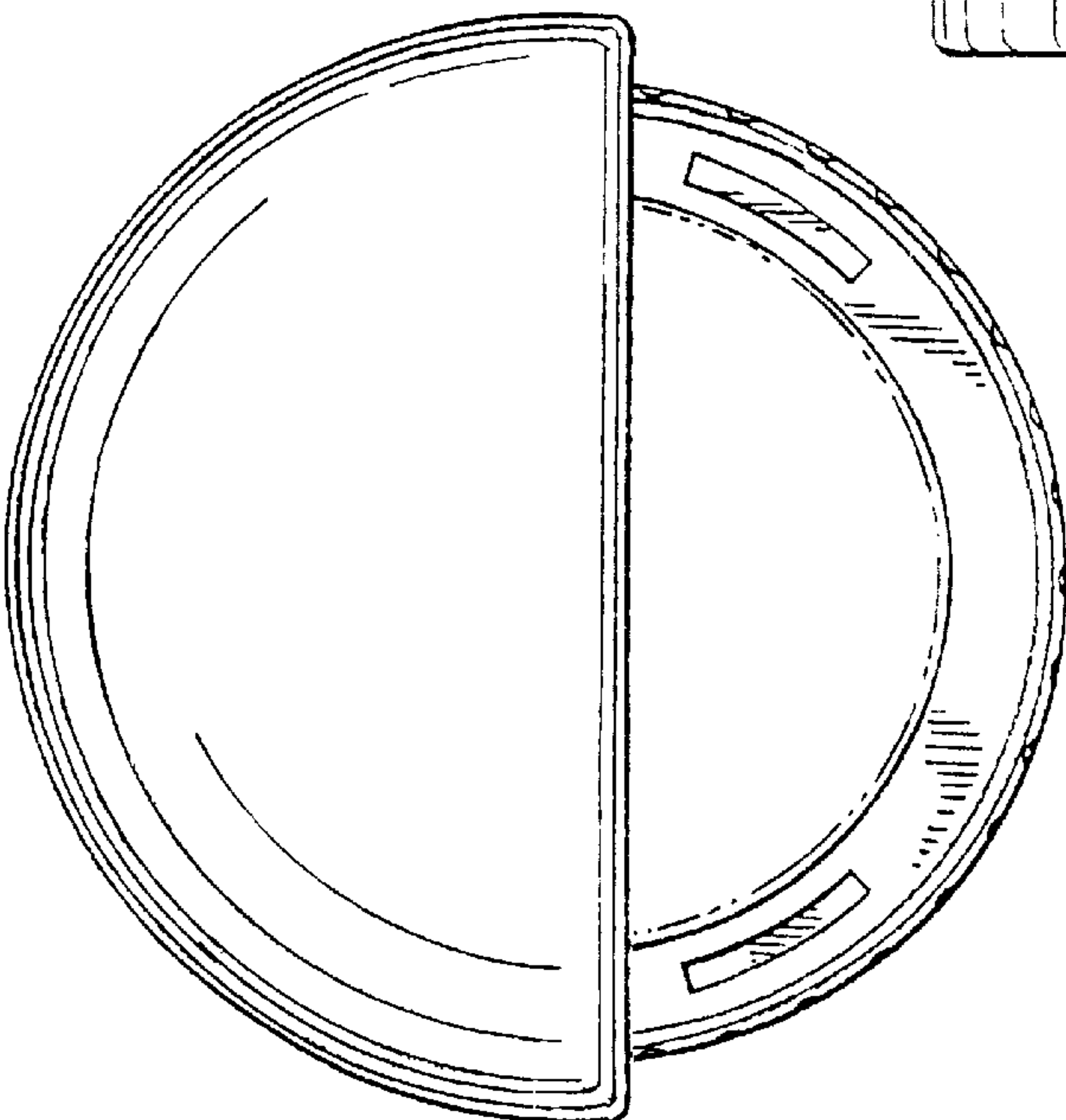


FIG.4

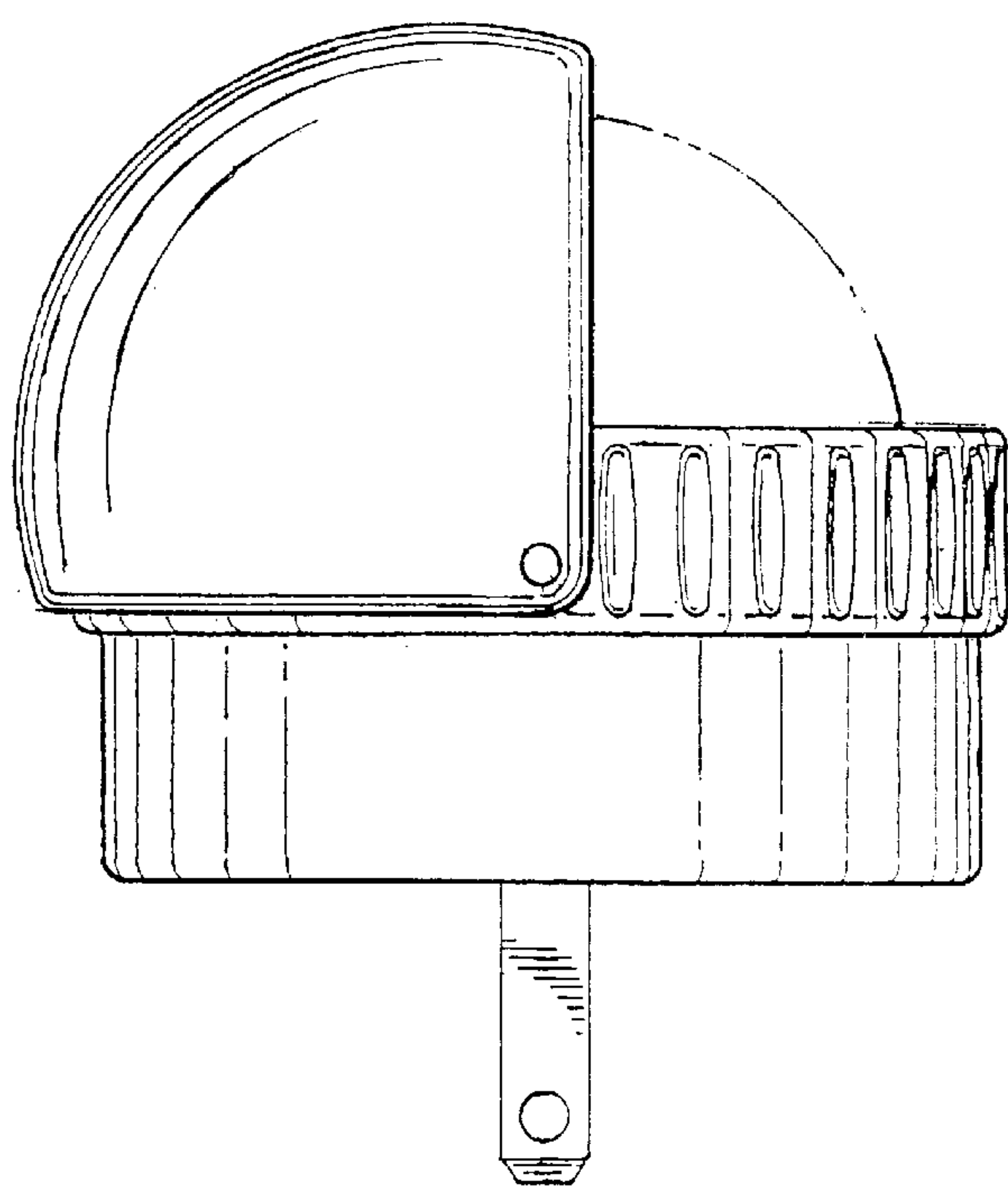


FIG.5

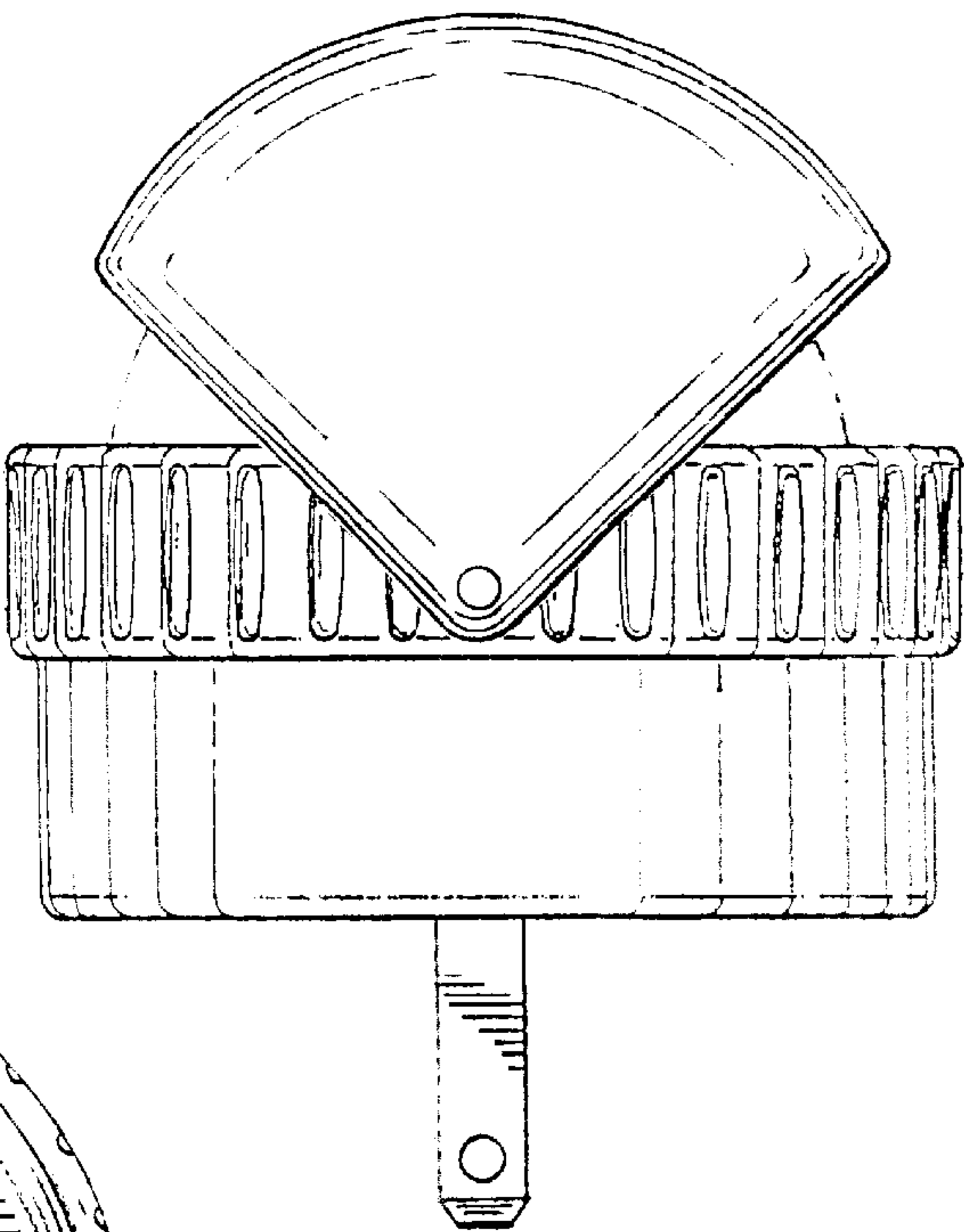


FIG.6

