



US00D460198S

(12) **United States Design Patent**
Blaber et al.

(10) **Patent No.: US D460,198 S**

(45) **Date of Patent: ** Jul. 9, 2002**

(54) **MAILBOX TRELLIS**

D423,688 S 4/2000 Evans D25/100
B1374,485 10/2000 Brown D25/38

(75) Inventors: **Kathy Blaber**, Denville; **James Hegarty**, Ledgewood; **Karen Hegarty**, Parsippany, all of NJ (US)

* cited by examiner

Primary Examiner—Doris Clark

(73) Assignee: **Wire Cloth Manufacturers, Inc.**, Randolph, NJ (US)

(74) *Attorney, Agent, or Firm*—Fitzpatrick, Cella, Harper & Scinto

(**) Term: **14 Years**

(57) **CLAIM**

The ornamental design for a mailbox trellis, as shown and described.

(21) Appl. No.: **29/136,476**

DESCRIPTION

(22) Filed: **Feb. 1, 2001**

(51) **LOC (7) Cl.** **08-99**

(52) **U.S. Cl.** **D25/100**

(58) **Field of Search** 52/650.3, 651.01;
D25/100, 101; 47/70, 47

FIG. 1 is a perspective view of the mailbox trellis in accordance with the present invention;

FIG. 2 is a front view of the mailbox trellis in accordance with the present invention;

FIG. 3 is a rear view of the mailbox trellis in accordance with the present invention; and,

FIG. 4 is a side view of the mailbox trellis in accordance with the present invention.

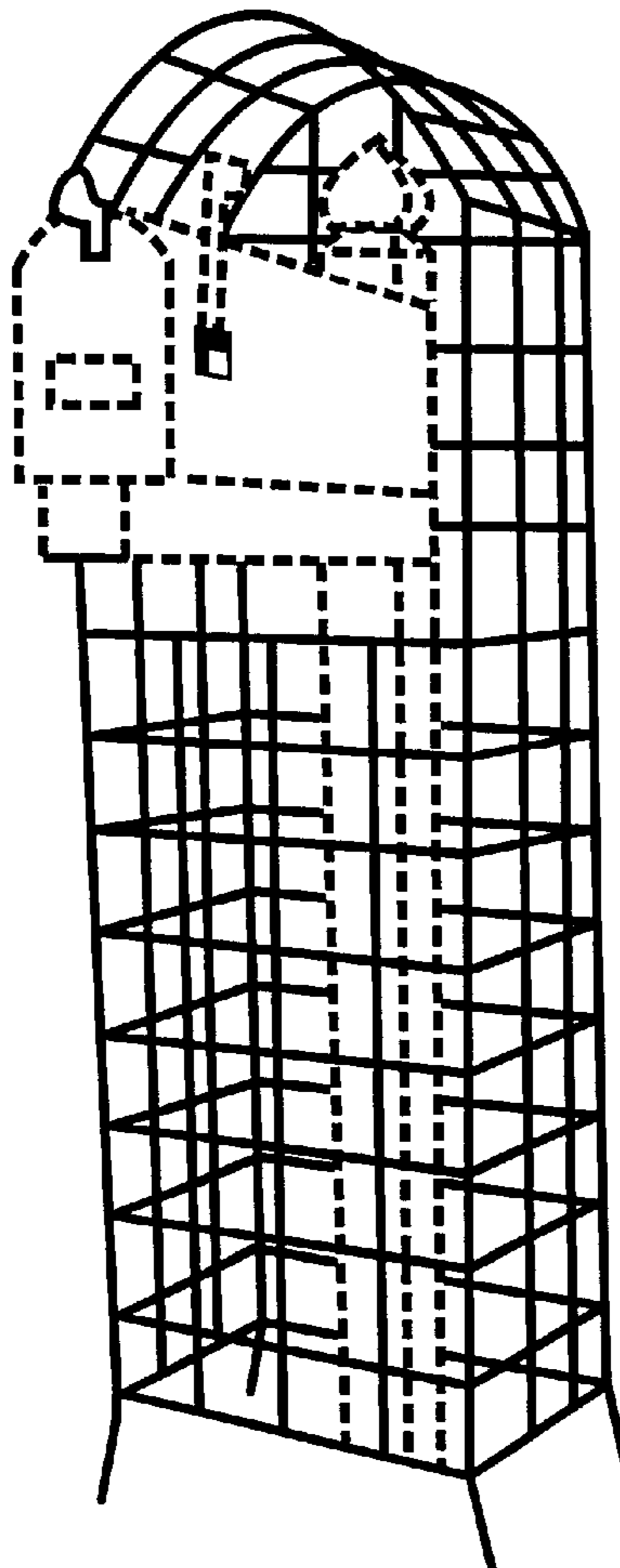
The broken lines showing a mailbox is for illustrative purposes only and form no part of the claimed design.

(56) **References Cited**

U.S. PATENT DOCUMENTS

62,989 A * 3/1867 Altick D25/100
D374,485 S 10/1996 Brown D25/38
D420,148 S 2/2000 Evans D25/100

1 Claim, 4 Drawing Sheets



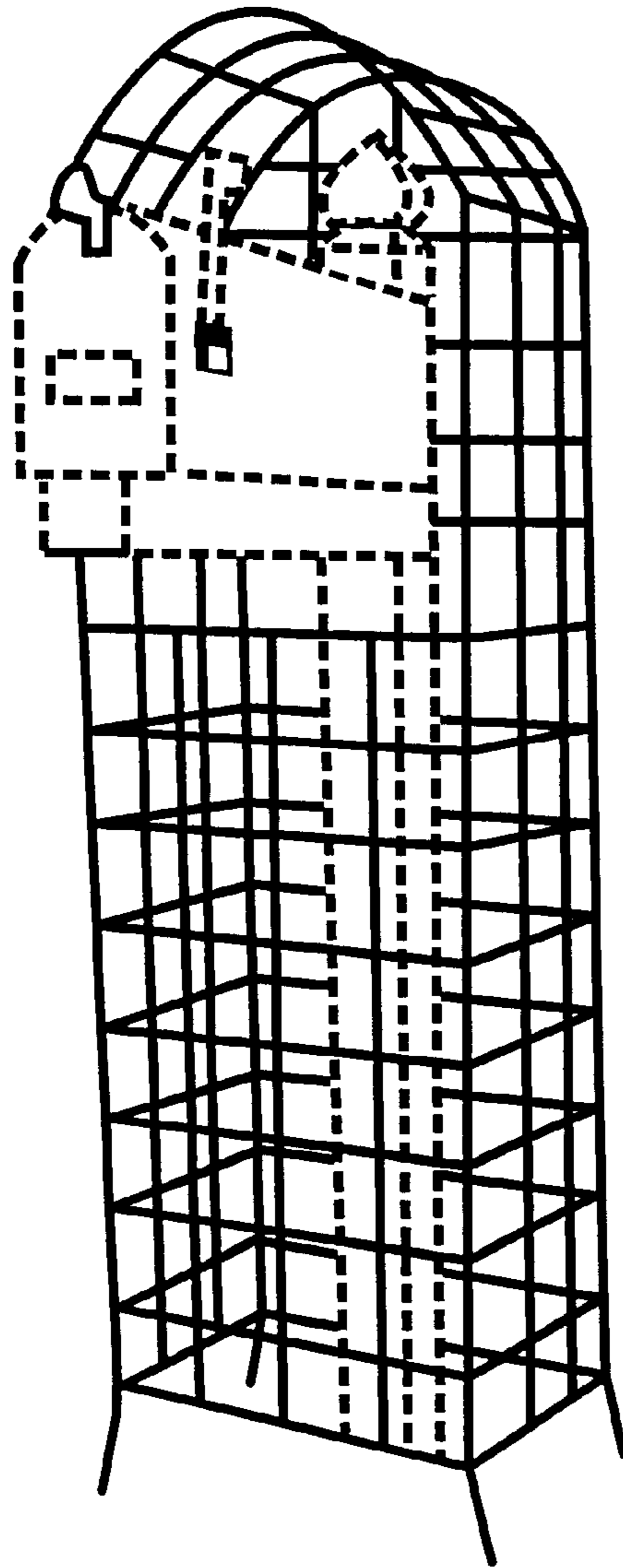


Figure 1




Figure 2




Figure 3




Figure 4