



US00D460175S

(12) **United States Design Patent**
Louviere

(10) **Patent No.:** **US D460,175 S**

(45) **Date of Patent:** **** Jul. 9, 2002**

(54) **MEDICAL VIALS**

(76) **Inventor:** **Kent A. Louviere**, 314 School Board Dr., New Iberia, LA (US) 70560

(**) **Term:** **14 Years**

(21) **Appl. No.:** **29/129,305**

(22) **Filed:** **Sep. 11, 2000**

(51) **LOC (7) Cl.** **24-02**

(52) **U.S. Cl.** **D24/115**

(58) **Field of Search** D24/115, 117; D9/302, 344, 305, 445, 442, 306; 206/528, 530, 532, 534.1, 820, 484, 480; 604/212, 217, 200; 222/541.1, 541.2, 541.4, 541.6, 541.9, 92, 94, 206, 212, 541.8; 215/48, 46, 49

(56) **References Cited**

U.S. PATENT DOCUMENTS

3,917,120 A 11/1975 Larenz et al.

4,512,475 A 4/1985 Federighi
D282,348 S 1/1986 Federighi
4,790,453 A * 12/1988 Fontana et al. 222/541.2
4,951,822 A * 8/1990 Fontana et al. 206/530
6,234,333 B1 * 5/2001 Federighi et al. 215/48

* cited by examiner

Primary Examiner—Ian Simmons

(74) *Attorney, Agent, or Firm*—Domingue & Waddell, PLC

(57) **CLAIM**

The ornamental design for a medical vials, as shown and described.

DESCRIPTION

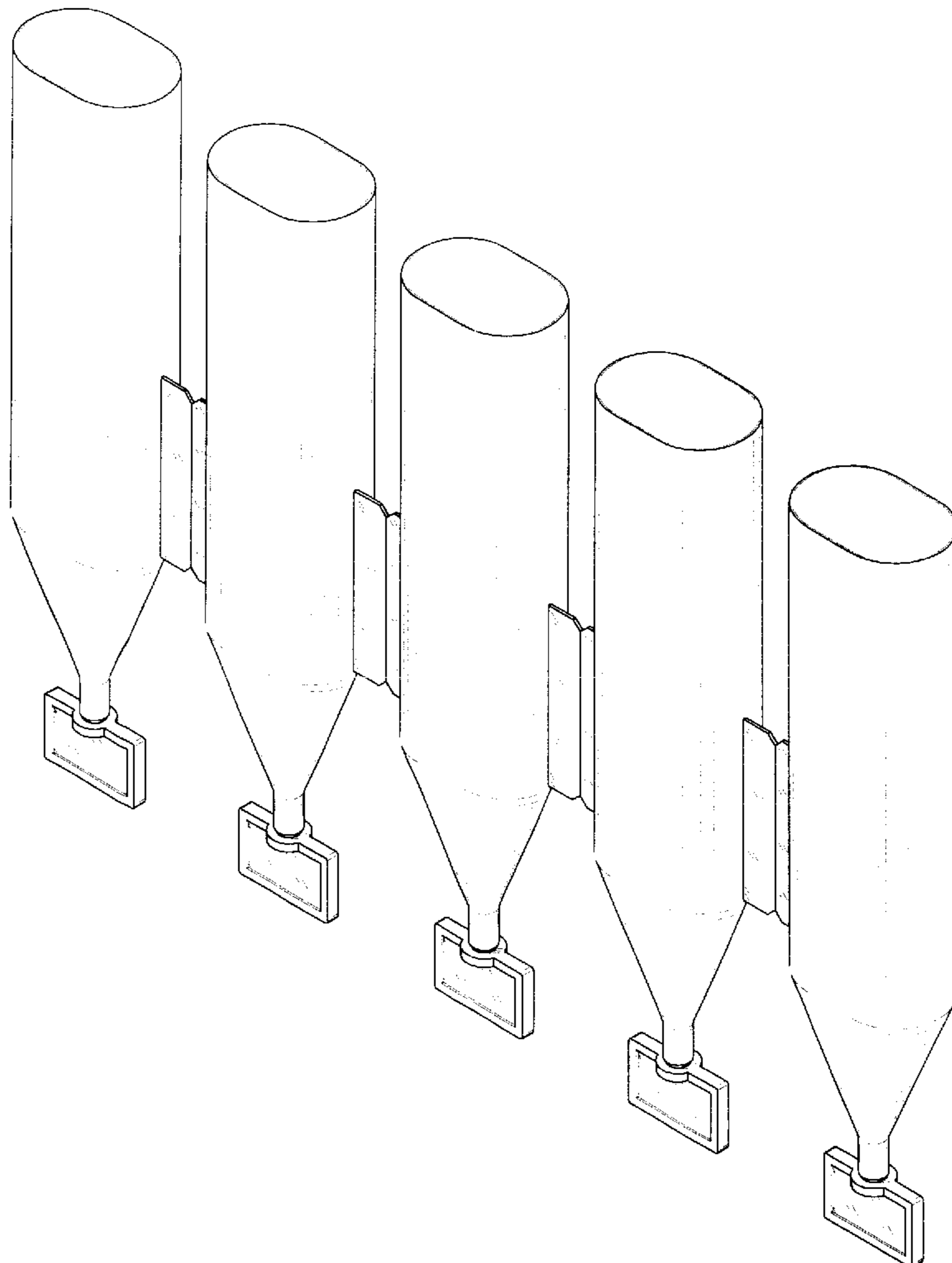
FIG. 1 is a perspective view of a medical vials showing my new design;

FIG. 2 is a side elevational view thereof;

FIG. 3 is a front elevational view thereof; and,

FIG. 4 is a top plan view thereof.

1 Claim, 2 Drawing Sheets






Fig. 2

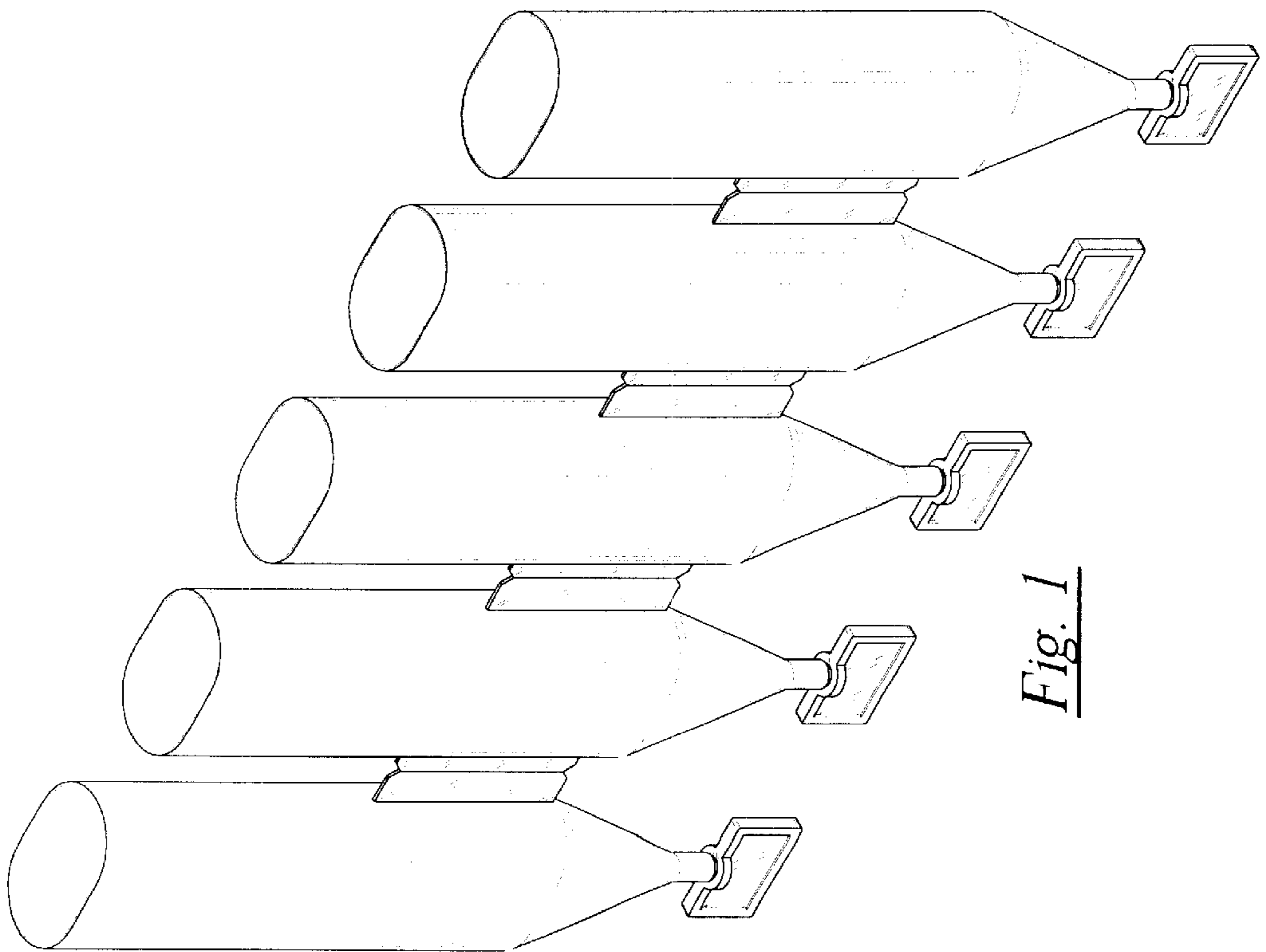


Fig. 1

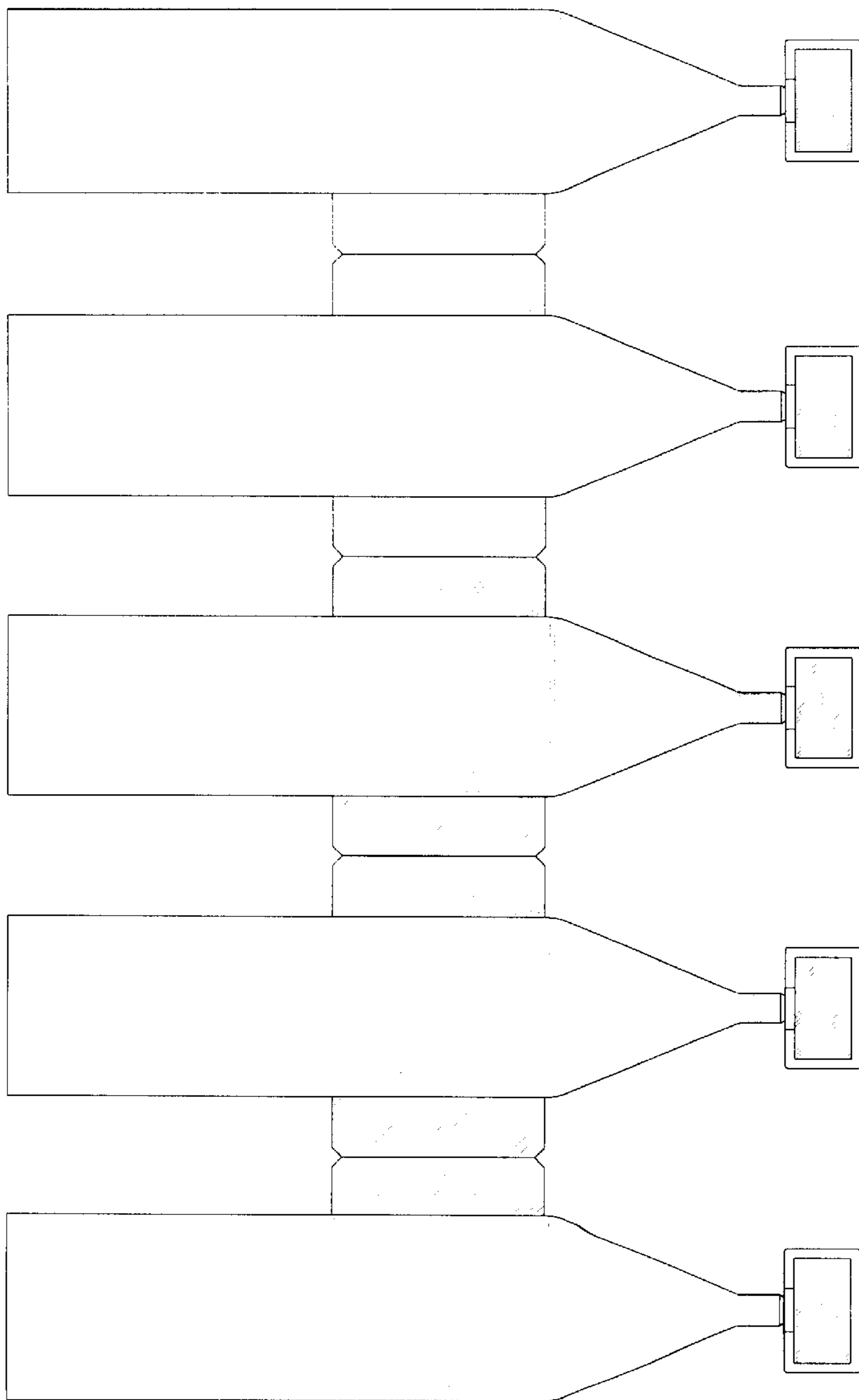


Fig. 3

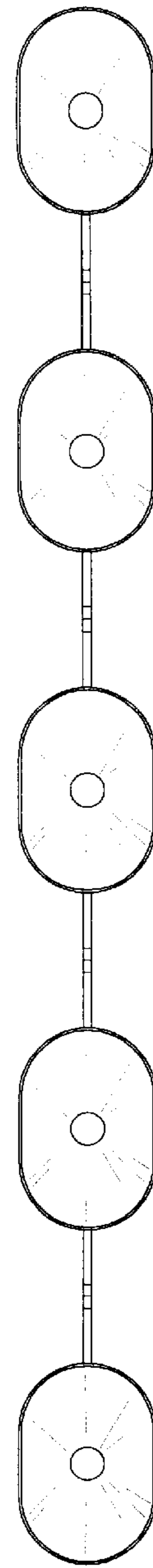


Fig. 4