



US00D460158S

(12) **United States Design Patent**
Green et al.

(10) **Patent No.:** **US D460,158 S**

(45) **Date of Patent:** **** Jul. 9, 2002**

(54) **FAUCET HANDLE**

(75) **Inventors:** **Eric Green**, Cleveland Heights;
Douglas A. Kemp, North Ridgeville,
both of OH (US)

(73) **Assignee:** **Moen Incorporated**, North Olmsted,
OH (US)

(**) **Term:** **14 Years**

(21) **Appl. No.:** **29/135,856**

(22) **Filed:** **Jan. 19, 2001**

(51) **LOC (7) Cl.** **23-01**

(52) **U.S. Cl.** **D23/252; D23/250**

(58) **Field of Search** D23/238-257;
D8/300-308, 350-354; 4/675-678; 137/801;
16/110 R-121

(56) **References Cited**

U.S. PATENT DOCUMENTS

D276,259 S	11/1984	Miller	
D285,106 S	8/1986	Yost	
D288,835 S	3/1987	Yost	
D290,388 S	6/1987	Yost	
D318,717 S	* 7/1991	Spangler D23/252
D325,772 S	* 4/1992	Carr D23/252
D332,135 S	12/1992	Bonnell	
D332,824 S	1/1993	Robbins	
D357,525 S	4/1995	Fabian	
D366,517 S	1/1996	Doughty et al.	
D368,302 S	3/1996	Doughty et al.	
D372,300 S	* 7/1996	Fabian D23/252
D384,130 S	9/1997	Doughty et al.	

D384,132 S	9/1997	Doughty et al.	
D384,394 S	9/1997	Doughty et al.	
D384,402 S	9/1997	Doughty et al.	
D385,016 S	10/1997	Doughty et al.	
D390,921 S	* 2/1998	Steffes et al. D23/250
D391,831 S	3/1998	Doughty et al.	
D393,692 S	4/1998	Ko	
D395,812 S	7/1998	Doughty et al.	
D399,930 S	10/1998	Lord	
D404,470 S	1/1999	Pitsch et al.	
D404,802 S	1/1999	Delker	
D426,872 S	6/2000	Milrud et al.	
D429,798 S	8/2000	Milrud et al.	

* cited by examiner

Primary Examiner—Louis S. Zarfes

Assistant Examiner—Gregory Andoll

(74) *Attorney, Agent, or Firm*—Cook, Alex, McFarron,
Manzo, Cummings & Mehler, Ltd.


(57) **CLAIM**

The ornamental design for a faucet handle, as shown and described.

DESCRIPTION

FIG. 1 is a perspective view of our new design for a faucet handle
FIG. 2 is a right side view thereof, the left side being the same as the right side;
FIG. 3 is a front view thereof;
FIG. 4 is a rear view thereof;
FIG. 5 is a top view thereof; and,
FIG. 6 is a bottom view thereof.

1 Claim, 1 Drawing Sheet






Fig. 1.

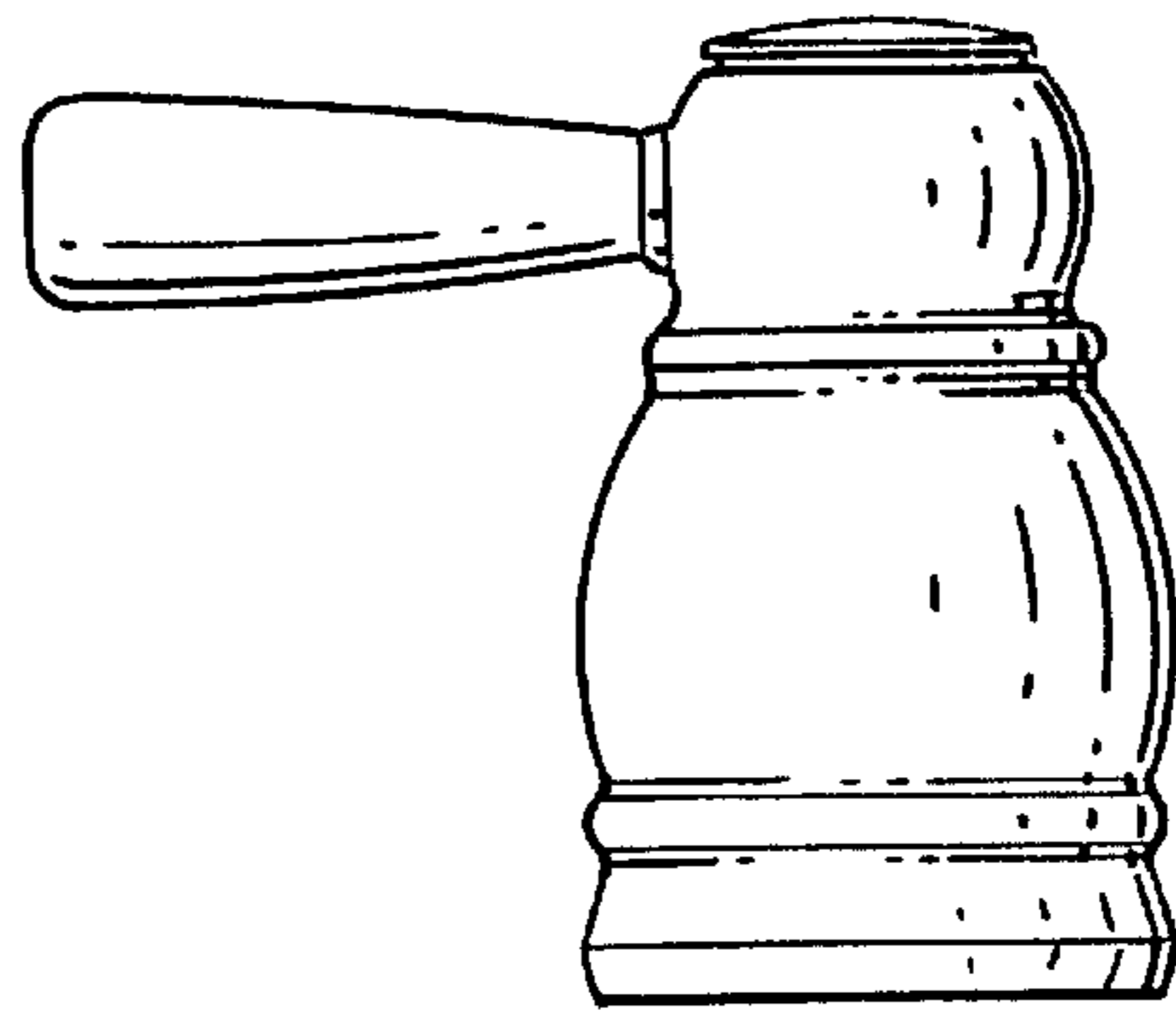


Fig. 2.

Fig. 3.

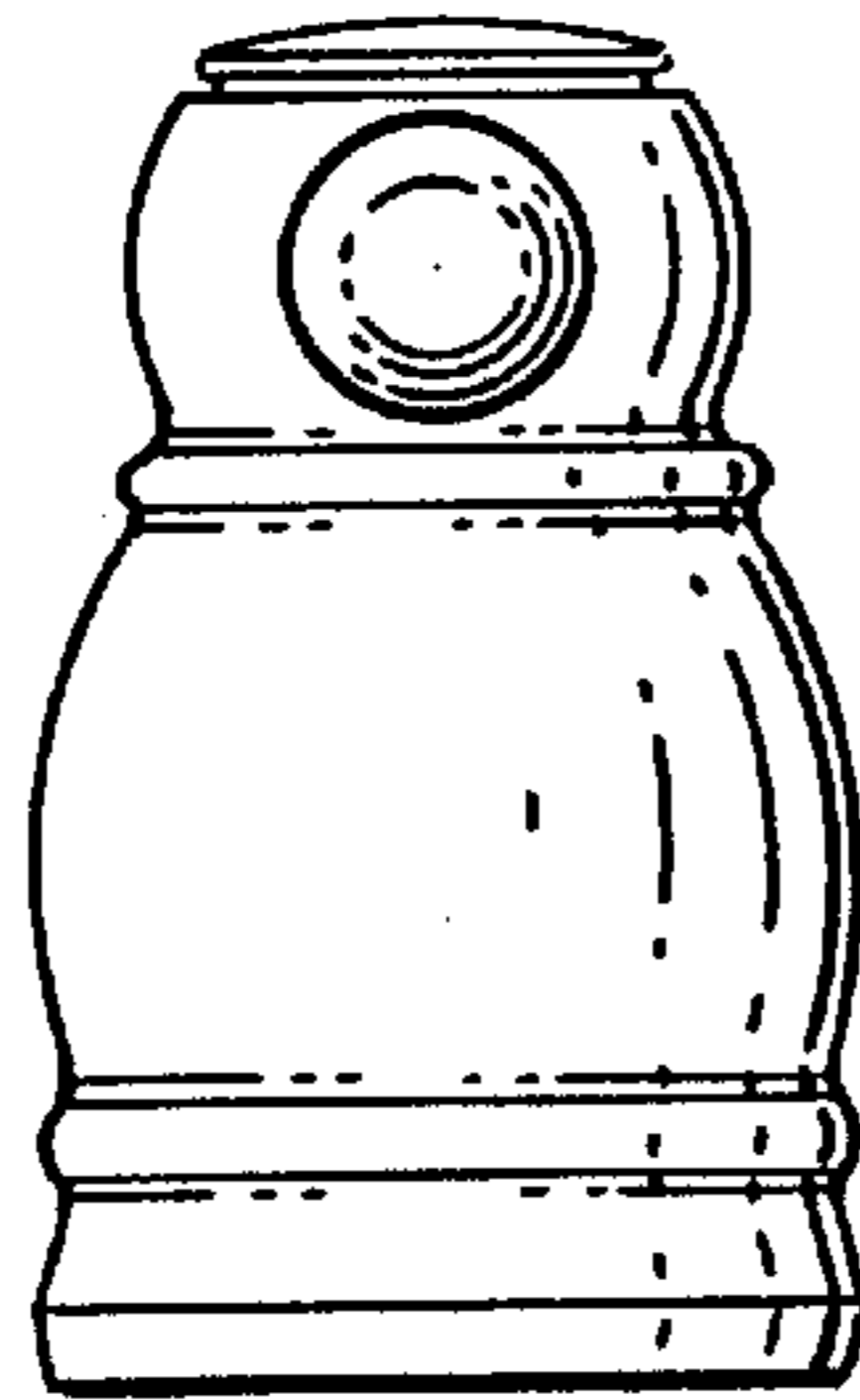


Fig. 4.

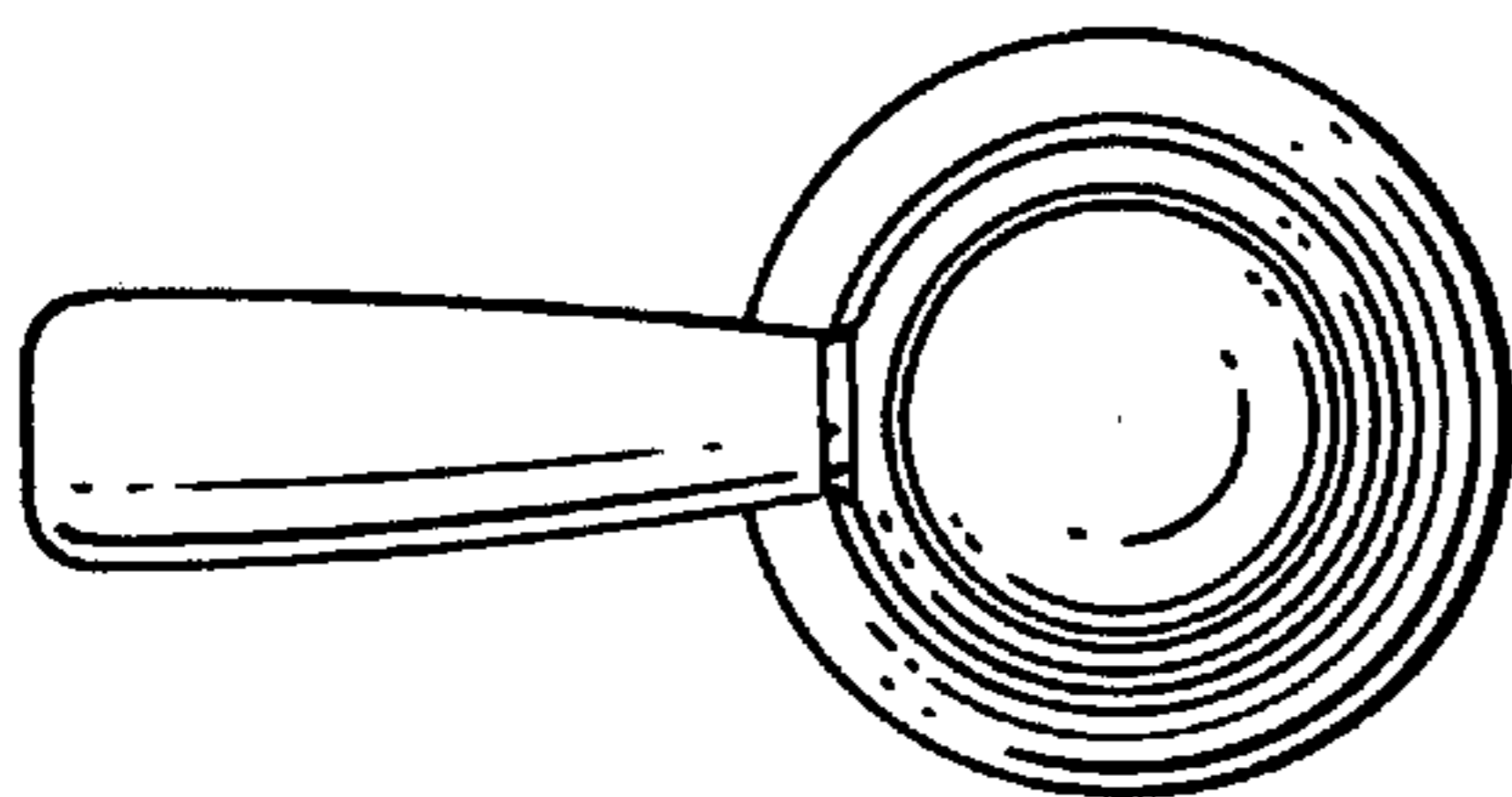
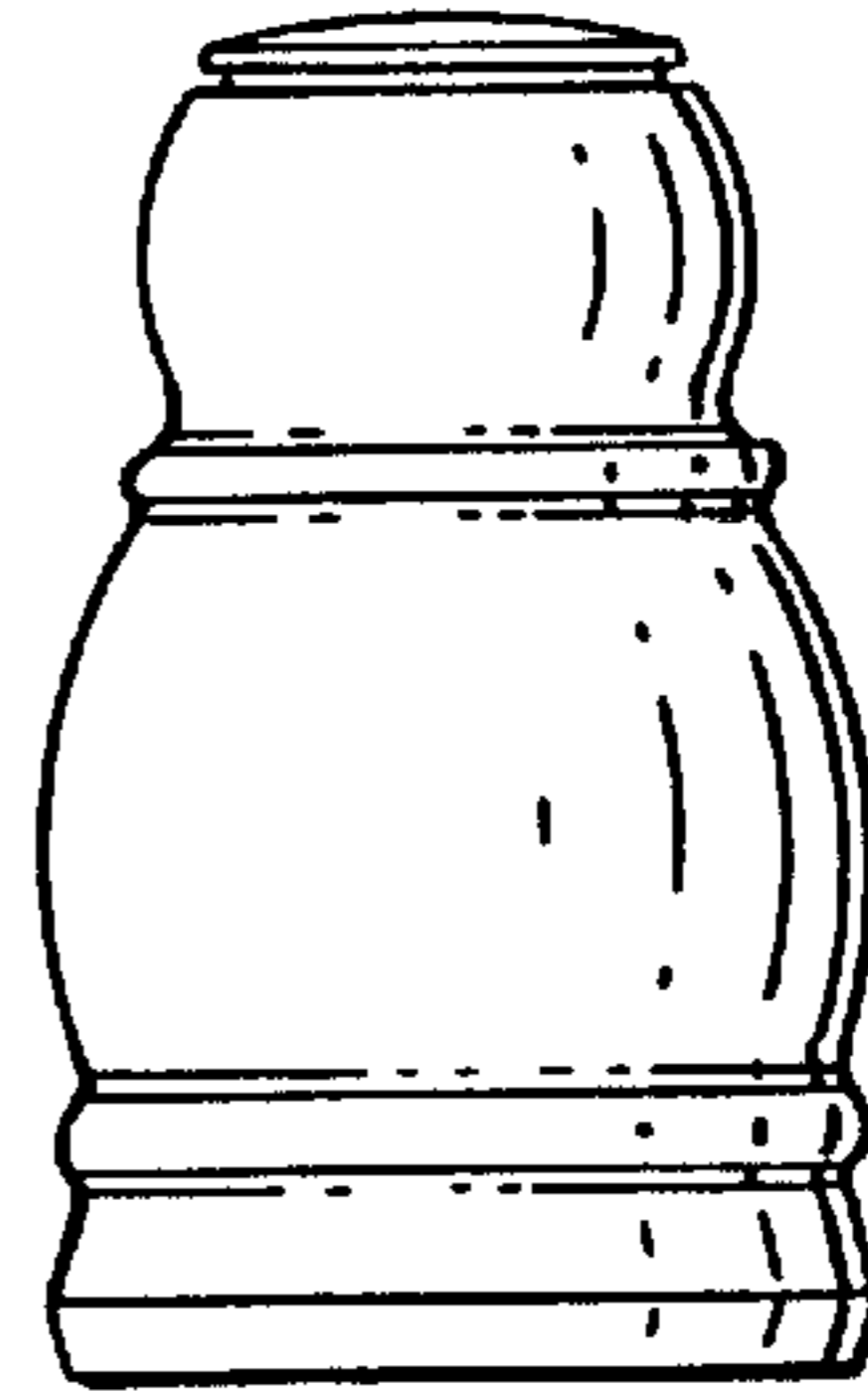


Fig. 5.

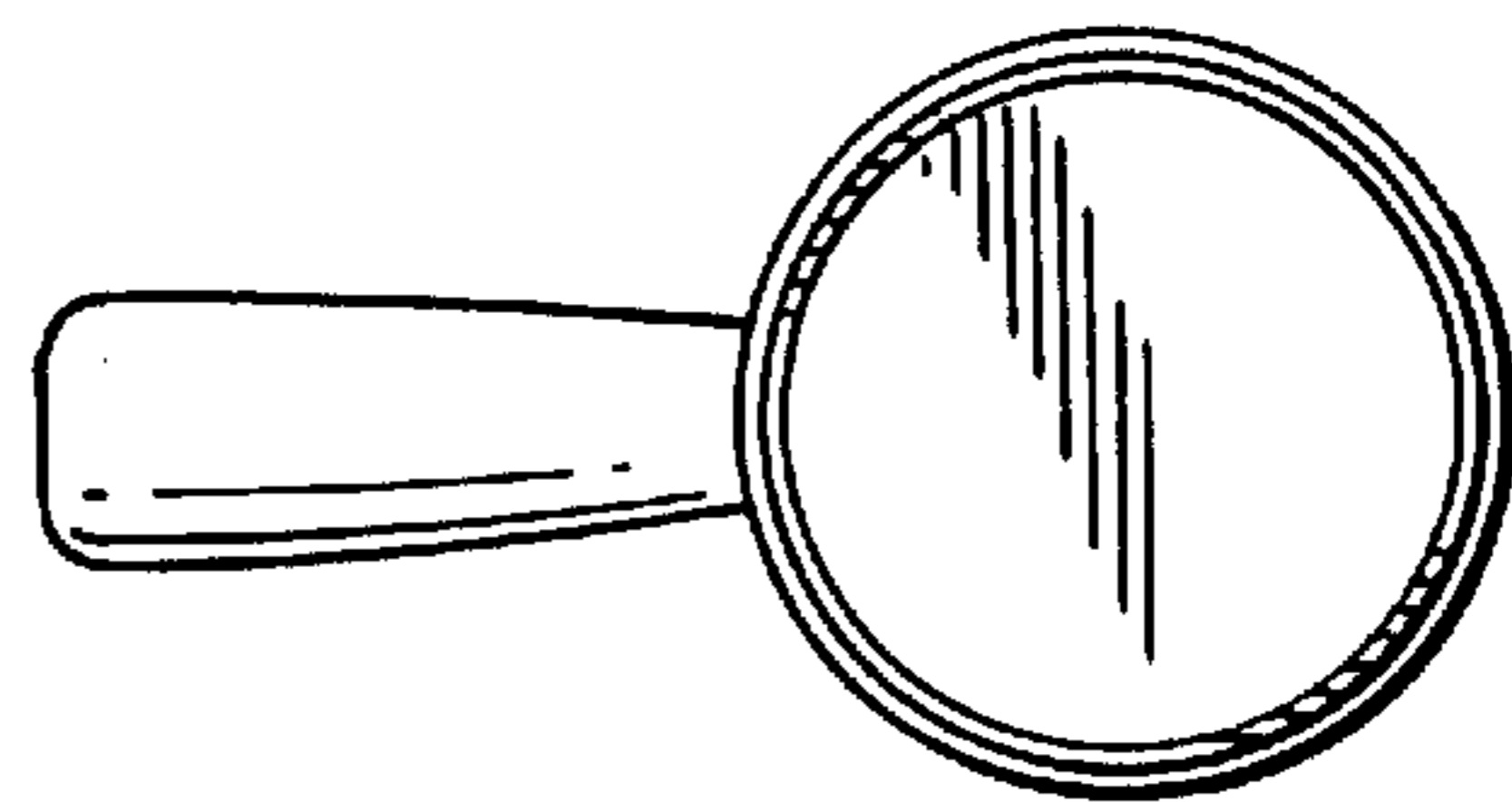


Fig. 6.