



US00D460155S

(12) **United States Design Patent**
Dretzka et al.

(10) **Patent No.: US D460,155 S**

(45) **Date of Patent: ** Jul. 9, 2002**

(54) **FAUCET**

(75) **Inventors: Lizabeth Dretzka; Eric Green**, both of Cleveland Heights, OH (US); **John C. Costello**, Wellesley, MA (US); **Thorben Neu**, Cambridge, MA (US); **Stephanie C. Schwarz**, Boston, MA (US)

(73) **Assignee: Moen Incorporated**, North Olmsted, OH (US)

(**) **Term: 14 Years**

(21) **Appl. No.: 29/135,922**

(22) **Filed: Jan. 19, 2001**

(51) **LOC (7) Cl. 23-01**

(52) **U.S. Cl. D23/241**

(58) **Field of Search D23/238-243, D23/250-257; 4/675-678; 137/801; D8/300-310**

(56) **References Cited**

U.S. PATENT DOCUMENTS

D101,826 S	*	11/1936	Sinko	D23/250
D140,556 S		3/1945	Stanitz		
D202,772 S		11/1965	Henry		
D254,147 S		2/1980	Colani		
D296,354 S		6/1988	Fabian		
D309,006 S		7/1990	Spangler		
D324,807 S		3/1992	Reid et al.		
D336,946 S		6/1993	Levien		
D337,813 S		7/1993	Levien		
D346,644 S		5/1994	Bonnell		
D346,645 S		5/1994	Hill et al.		
D346,852 S	*	5/1994	Hill	D23/241
D348,510 S		7/1994	Gottwald		
D352,769 S		11/1994	Formgren		
D353,184 S		12/1994	Formgren		
D354,549 S		1/1995	Jans		
D355,956 S		2/1995	Jans		
D361,827 S	*	8/1995	Doughty et al.	D23/241
D362,899 S		10/1995	Jans		
D368,301 S		3/1996	Lobermeier		
D368,766 S		4/1996	Lobermeier		

D370,714 S		6/1996	Lobermeier		
D371,827 S		7/1996	Jans		
D372,518 S		8/1996	Gottwald		
D373,180 S		8/1996	Gottwald		
D373,406 S		9/1996	Gottwald et al.		
D377,678 S		1/1997	Gottwald		
D379,215 S		5/1997	Gottwald		
D380,251 S		6/1997	Spurgeon et al.		
D381,395 S		7/1997	Fleischmann		
D385,337 S		10/1997	Spureon et al.		
D387,136 S		12/1997	Oswaks et al.		
D388,865 S		1/1998	Fleischmann		
D397,205 S		8/1998	Kergoet		
D397,424 S		8/1998	Ficken, Jr. et al.		
D400,645 S		11/1998	Kergoet		
D407,465 S		3/1999	Ko		
D409,289 S		5/1999	Hyde et al.		
D410,066 S		5/1999	Kergoet		
D410,277 S		5/1999	Lobermeier		
D412,026 S	*	7/1999	Hyde et al.	D23/250
D412,359 S		7/1999	Lobermeier		
D413,375 S		8/1999	Meda		
D413,376 S		8/1999	Meda		
D413,655 S		9/1999	Gottwald		
D448,452 S	*	9/2001	Pitsch et al.	D23/238

* cited by examiner

Primary Examiner—Louis S. Zarfaz
Assistant Examiner—Gregory Andoll
(74) *Attorney, Agent, or Firm*—Cook, Alex, McFarron, Manzo, Cummings & Mehler, Ltd.

(57) **CLAIM**

The ornamental design for a faucet, as shown and described.

DESCRIPTION

FIG. 1 is a perspective view of our new design for a faucet; FIG. 2 is a front view thereof; FIG. 3 is a top view thereof; FIG. 4 is a right side view thereof, the left side being the same as the right side; FIG. 5 is a rear view thereof; and, FIG. 6 is a bottom view thereof.

1 Claim, 2 Drawing Sheets

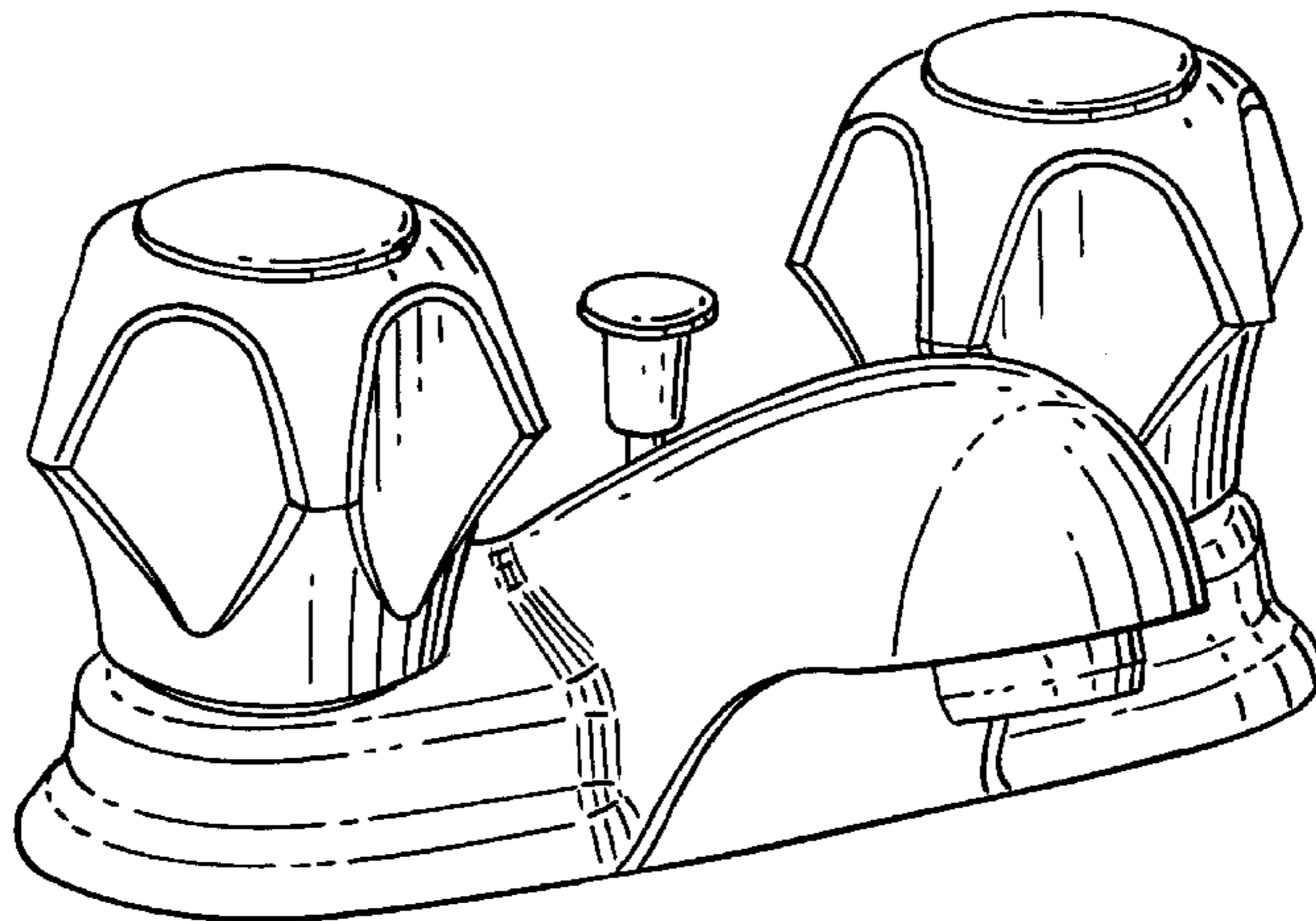


FIG. 1.

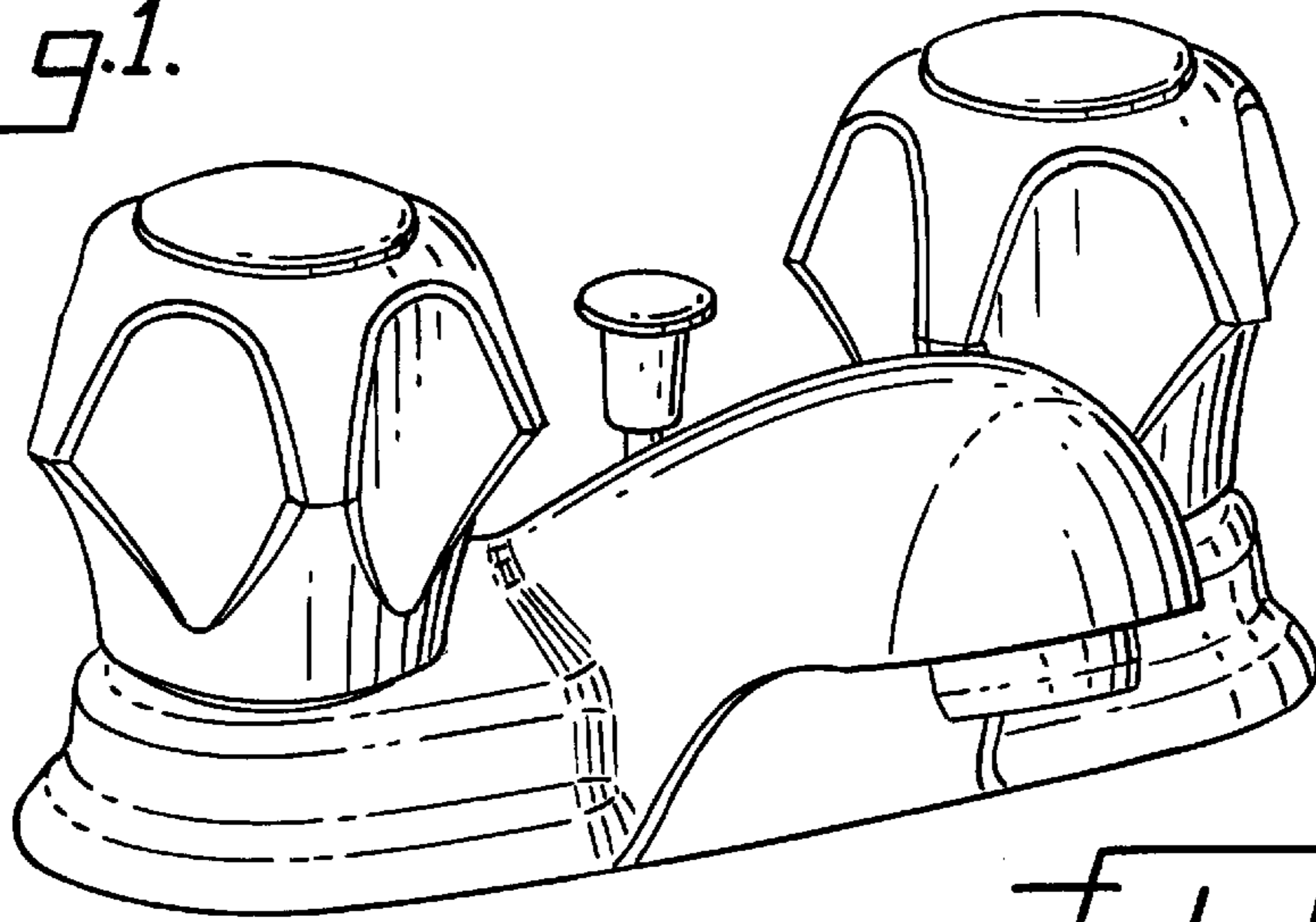


FIG. 2.

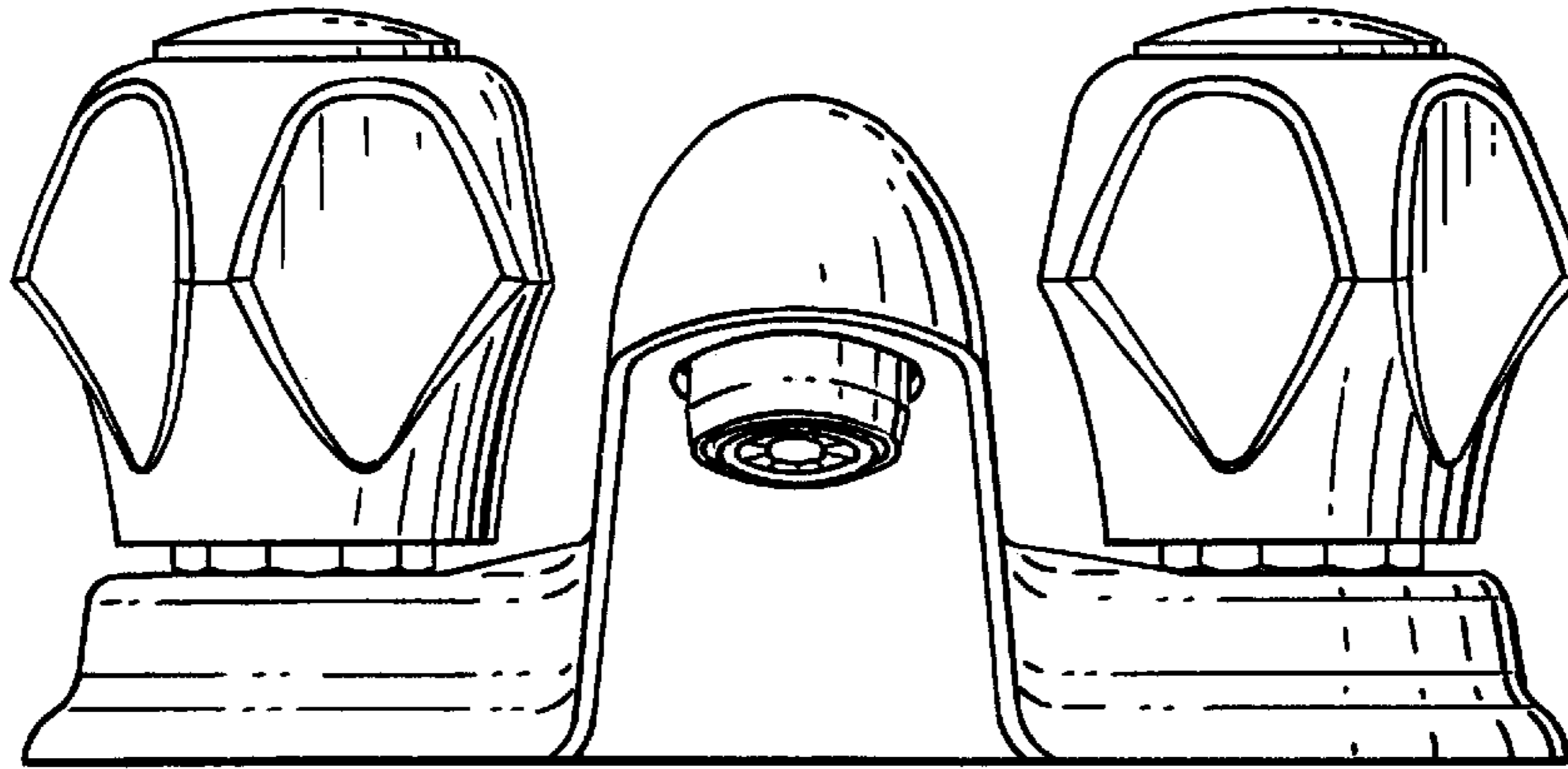


FIG. 3.

