



US00D460151S

(12) **United States Design Patent**
Green et al.

(10) **Patent No.:** **US D460,151 S**

(45) **Date of Patent:** **** Jul. 9, 2002**

(54) **FAUCET**

(75) **Inventors:** **Eric Green**, Cleveland Heights;
Douglas A. Kemp, North Ridgeville,
both of OH (US)

(73) **Assignee:** **Moen Incorporated**, North Olmsted,
OH (US)

(**) **Term:** **14 Years**

(21) **Appl. No.:** **29/135,861**

(22) **Filed:** **Jan. 19, 2001**

(51) **LOC (7) Cl.** **23-01**

(52) **U.S. Cl.** **D23/238**

(58) **Field of Search** D23/238-243,
D23/250-257; 4/675-678; 137/801; D8/300-310

(56) **References Cited**

U.S. PATENT DOCUMENTS

D140,556 S	3/1945	Stanitz
D202,772 S	11/1965	Henry
D254,147 S	2/1980	Colani
D309,006 S	7/1990	Spangler
D362,899 S	10/1995	Jans
D368,301 S	3/1996	Lobermeier
D372,518 S	8/1996	Gottwald
D373,180 S	8/1996	Gottwald

D387,136 S	12/1997	Oswaks et al.	
D397,422 S	* 8/1998	Meisner et al.	D23/238
D407,465 S	3/1999	Ko	
D409,289 S	5/1999	Hyde et al.	
D412,359 S	7/1999	Lobermeier	
D413,159 S	* 8/1999	Lim	D23/238
D413,655 S	9/1999	Gottwald	
D429,797 S	* 8/2000	Kolada	D23/238
D434,121 S	11/2000	Donath, Jr. et al.	

* cited by examiner

Primary Examiner—Louis S. Zarfaz

Assistant Examiner—Gregory Andoll

(74) *Attorney, Agent, or Firm*—Cook, Alex, McFarron, Manzo, Cummings & Mehler, Ltd.

(57) **CLAIM**

The ornamental design for a faucet, as shown and described.

DESCRIPTION

FIG. 1 is a perspective view of our new design for a faucet; FIG. 2 is a left side view thereof, the right side being the same as the left side; FIG. 3 is a front view thereof; FIG. 4 is a top view thereof; FIG. 5 is a rear view thereof; and, FIG. 6 is a bottom view thereof.

1 Claim, 1 Drawing Sheet

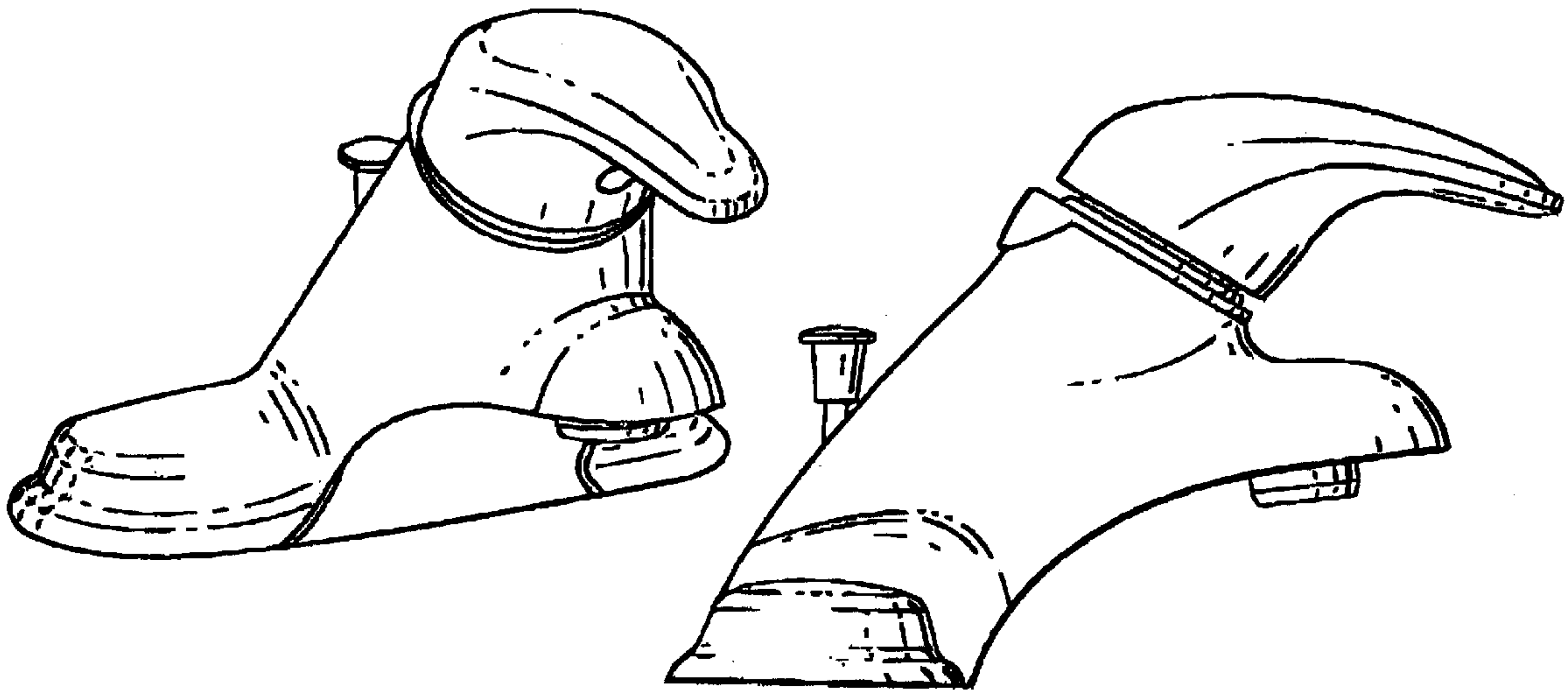


FIG. 1.




FIG. 2.

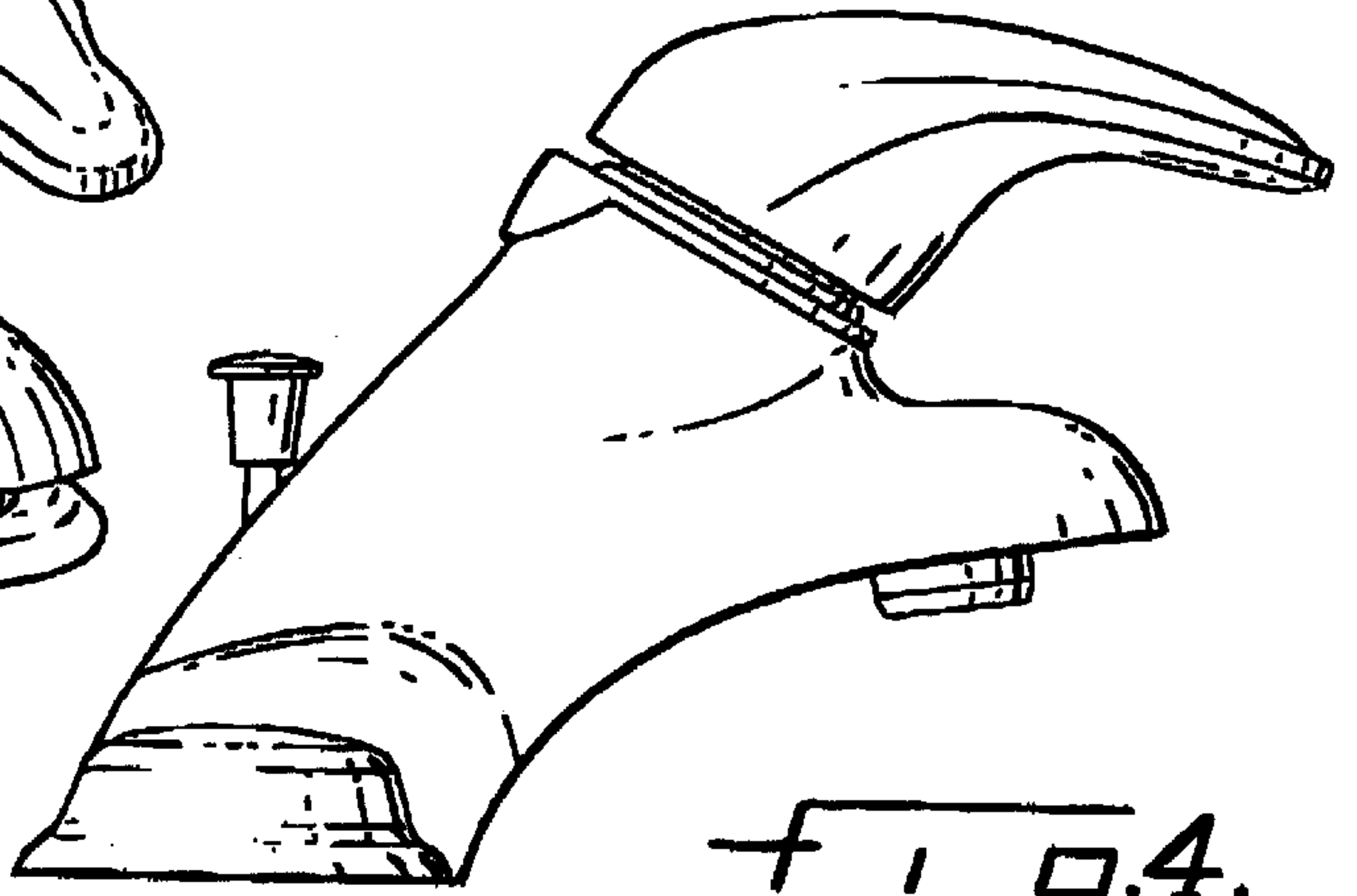


FIG. 4.

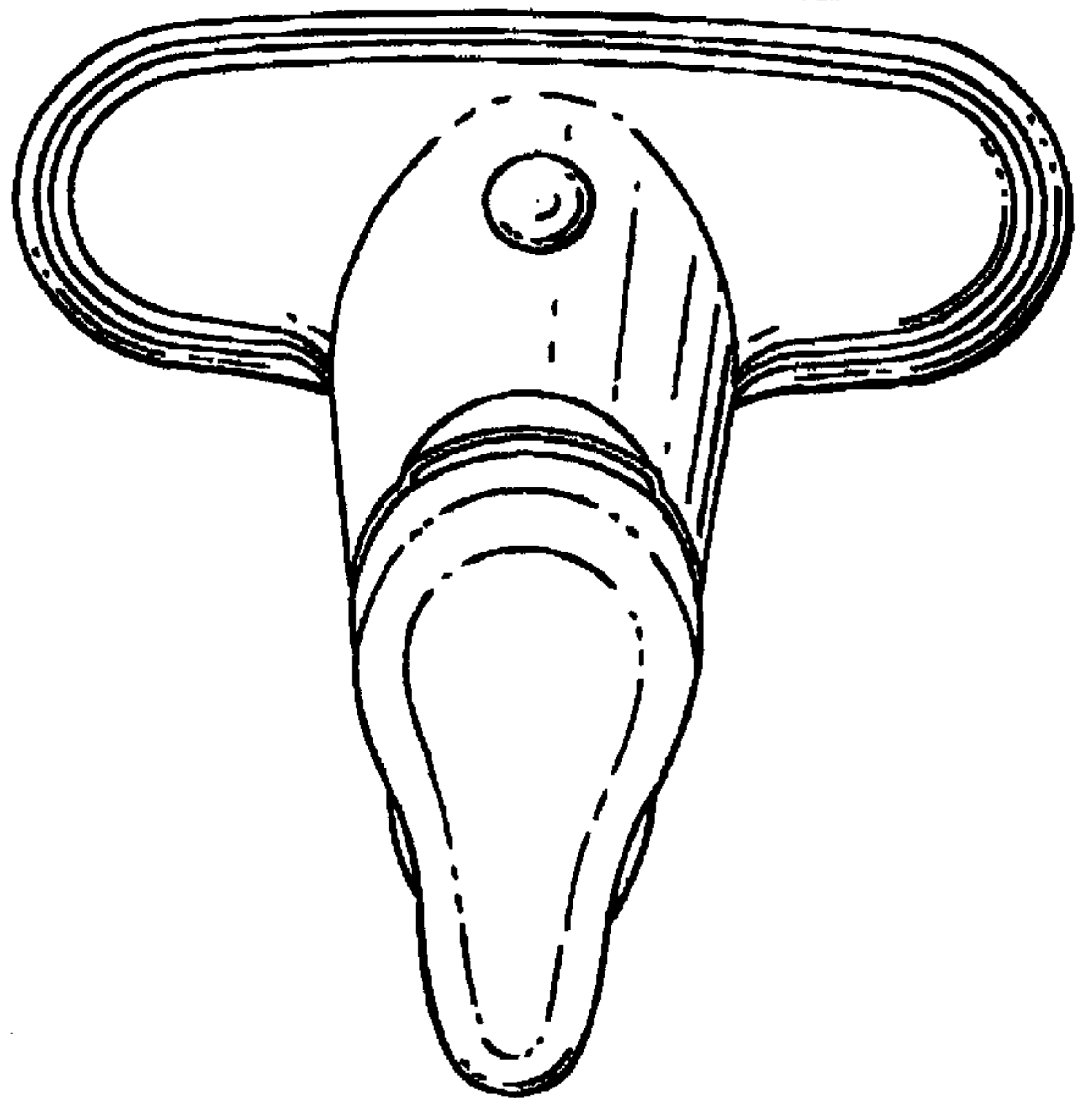


FIG. 3.

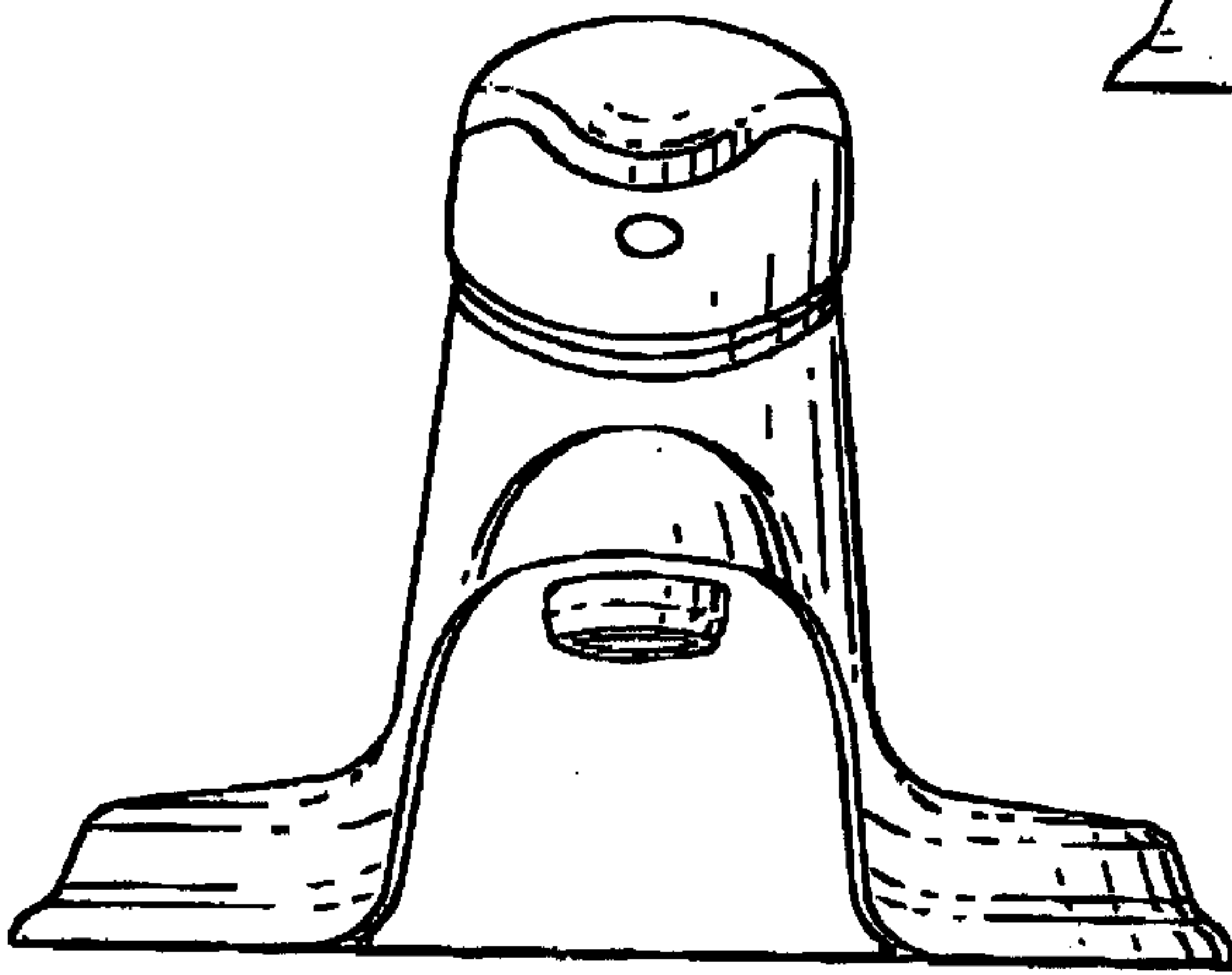


FIG. 5.

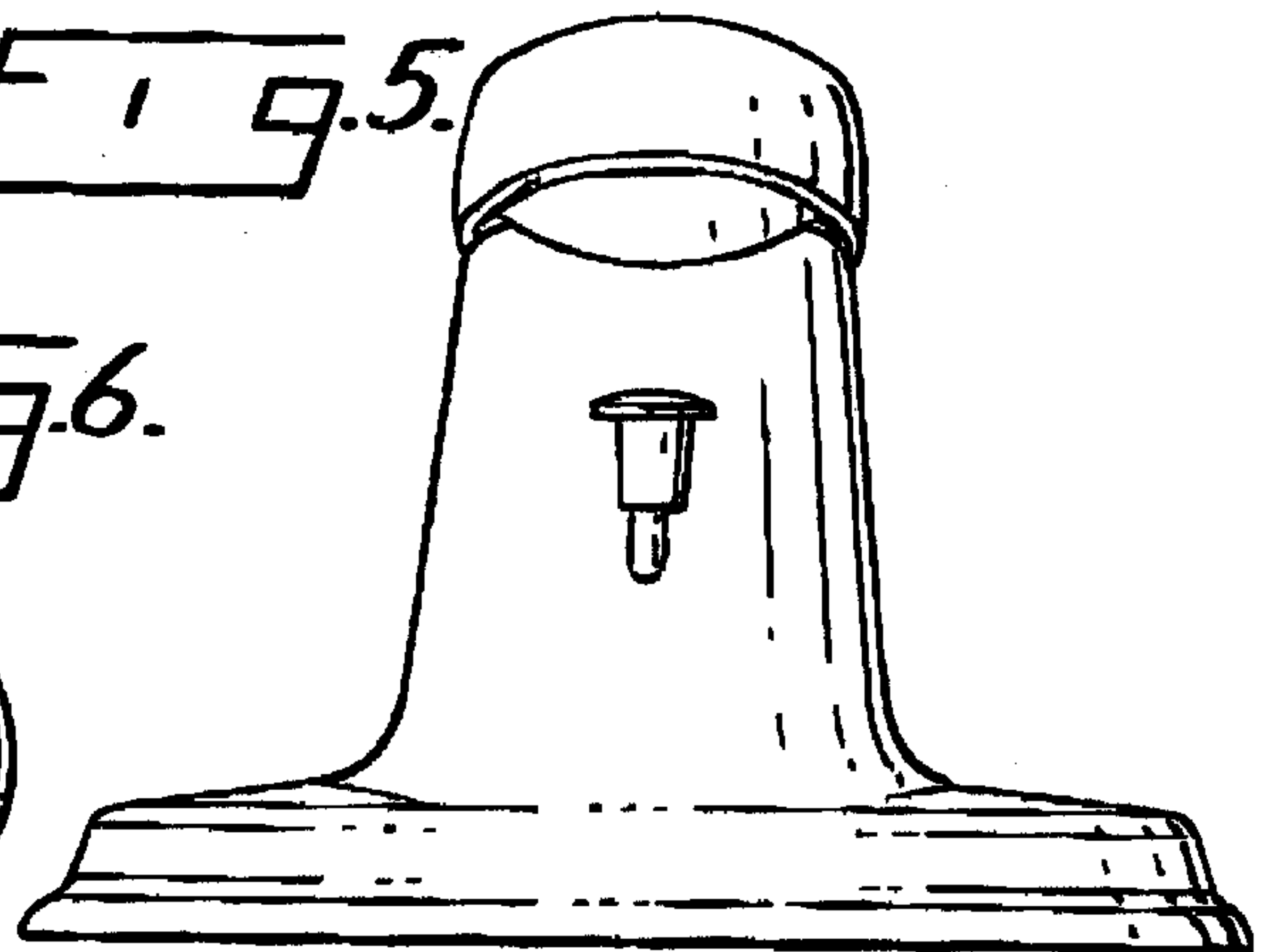


FIG. 6.

