



US00D460143S

(12) **United States Design Patent**
McDaniel, Sr.

(10) **Patent No.:** **US D460,143 S**

(45) **Date of Patent:** **** Jul. 9, 2002**

(54) **FISHING JIG BODY**

(76) Inventor: **Cecil G. McDaniel, Sr.**, 11673
Highway 51 North, Grenada, MS (US)
38901

(**) Term: **14 Years**

(21) Appl. No.: **29/126,705**

(22) Filed: **Jul. 24, 2000**

(51) **LOC (7) Cl.** **22-05**

(52) **U.S. Cl.** **D22/126**

(58) **Field of Search** D22/126-133;
43/42.27, 42.28, 42.37, 44.81, 42.09, 42.22,
42.5

(56) **References Cited**

U.S. PATENT DOCUMENTS

2,166,585	A	7/1939	Evans	43/1
2,268,541	A	1/1942	Arbogast	43/42
3,803,747	A	4/1974	Cartwright	43/42.28
4,215,506	A	8/1980	LeBoeuf	43/42
4,335,495	A	6/1982	Buchanan	29/428
4,435,914	A	3/1984	Norman	43/42.12
4,619,067	A	10/1986	West	43/42.09
4,738,047	A	4/1988	Ryan	43/42.25
D324,407	S *	3/1992	Snyder	D22/126
5,155,948	A	10/1992	Kitagawa	43/42.36
D371,821	S *	7/1996	Hood	D22/128
D376,407	S *	12/1996	Friday	D22/128

* cited by examiner

Primary Examiner—Catherine R. Oliver

(74) *Attorney, Agent, or Firm*—Walker, McKenzie and Walker, P.C.

(57) **CLAIM**

The ornamental design for a fishing jig body, as shown and described.

DESCRIPTION

FIG. 1 is a top plan view of a fishing jig body, showing a first embodiment of the new design.

FIG. 2 is a right side elevation of the fishing jig body of FIG. 1, the left side elevation being a mirror image thereof.

FIG. 3 is a bottom plan view of the fishing jig body of FIG. 1.

FIG. 4 is a front end elevation of the fishing jig body of FIG. 1.

FIG. 5 is a rear end elevation of the fishing jig body of FIG. 1.

FIG. 6 is a top plan view of a fishing jig body, showing a second embodiment of the new design.

FIG. 7 is a right side elevation of the fishing jig body of FIG. 6, the left side elevation being a mirror image thereof.

FIG. 8 is a bottom plan view of the fishing jig body of FIG. 6.

FIG. 9 is a front end elevation of the fishing jig body of FIG. 6; and,

FIG. 10 is a rear end elevation of the fishing jig body of FIG. 6.

Fishing jig heads and hooks are shown in broken lines in the drawings (with single hooks shown with the first and second embodiments and a treble hook shown with the third embodiment) for illustrative purpose and form no part of the claimed design.

1 Claim, 2 Drawing Sheets

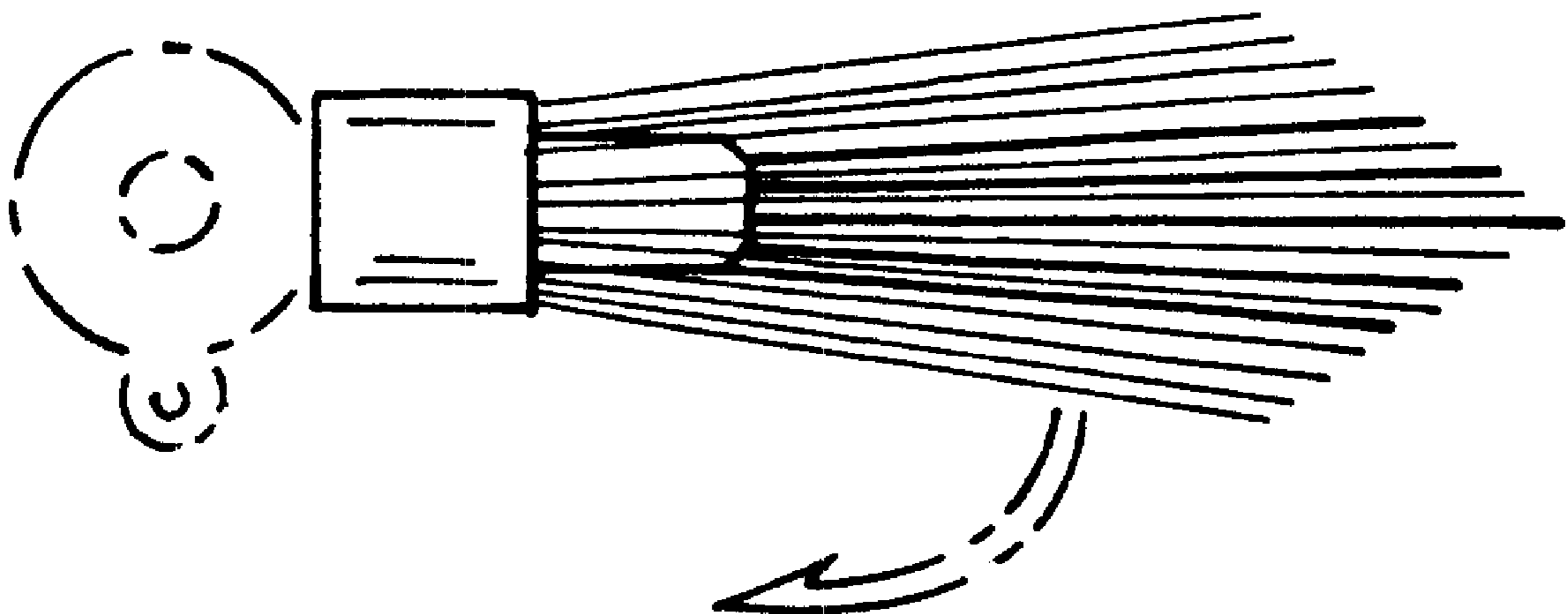


FIG. 1

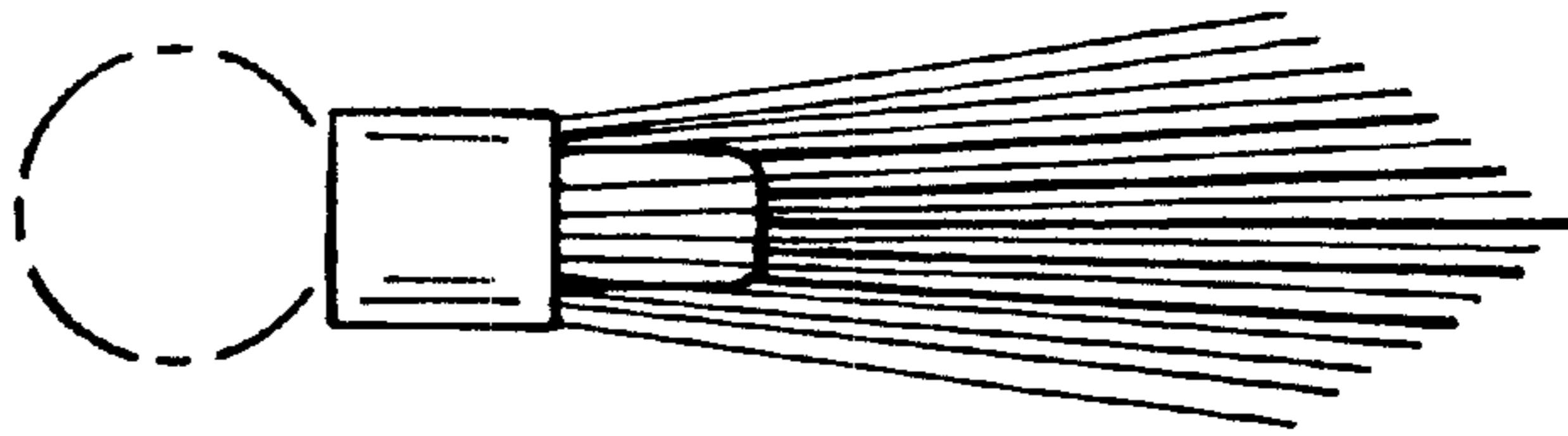


FIG. 2

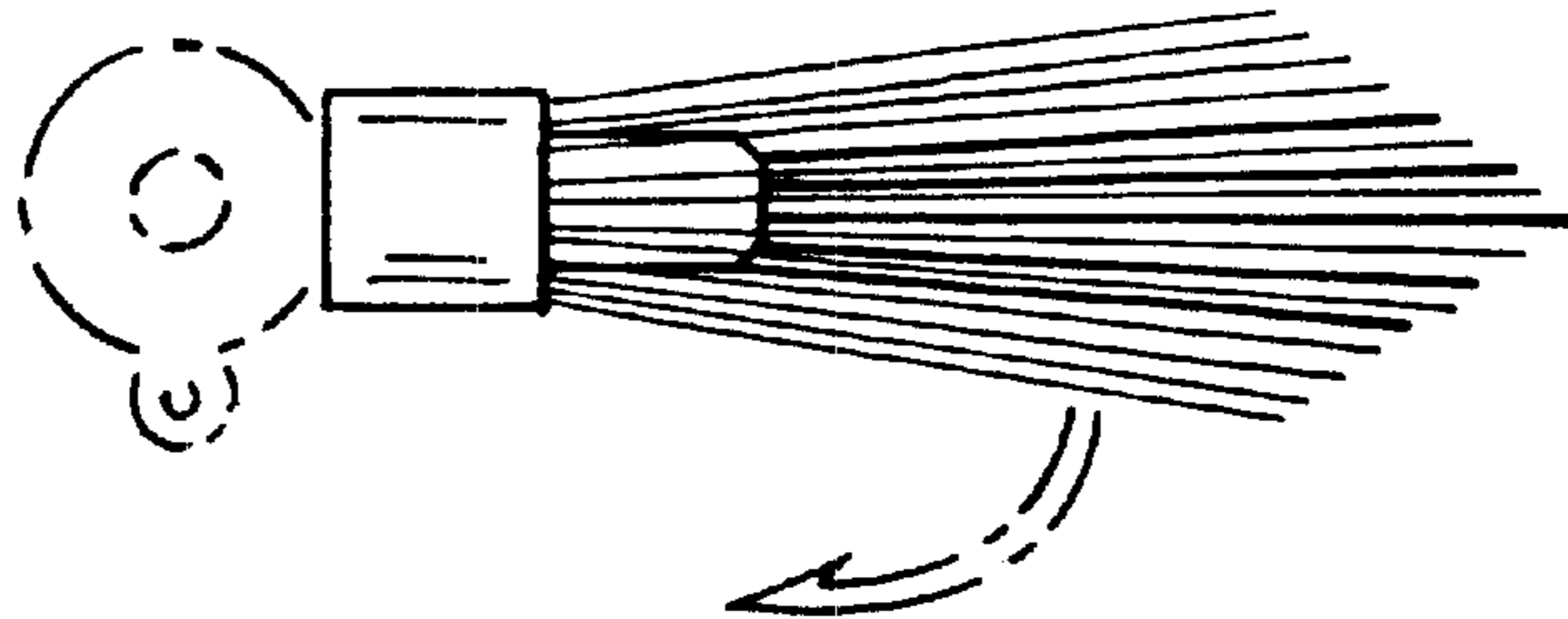


FIG. 3

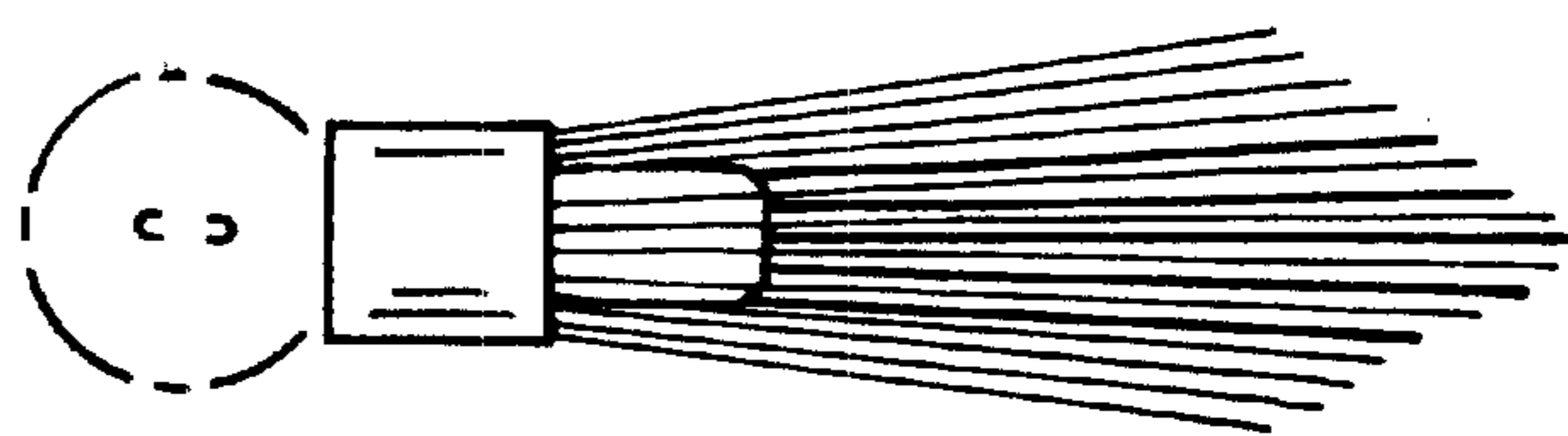


FIG. 4

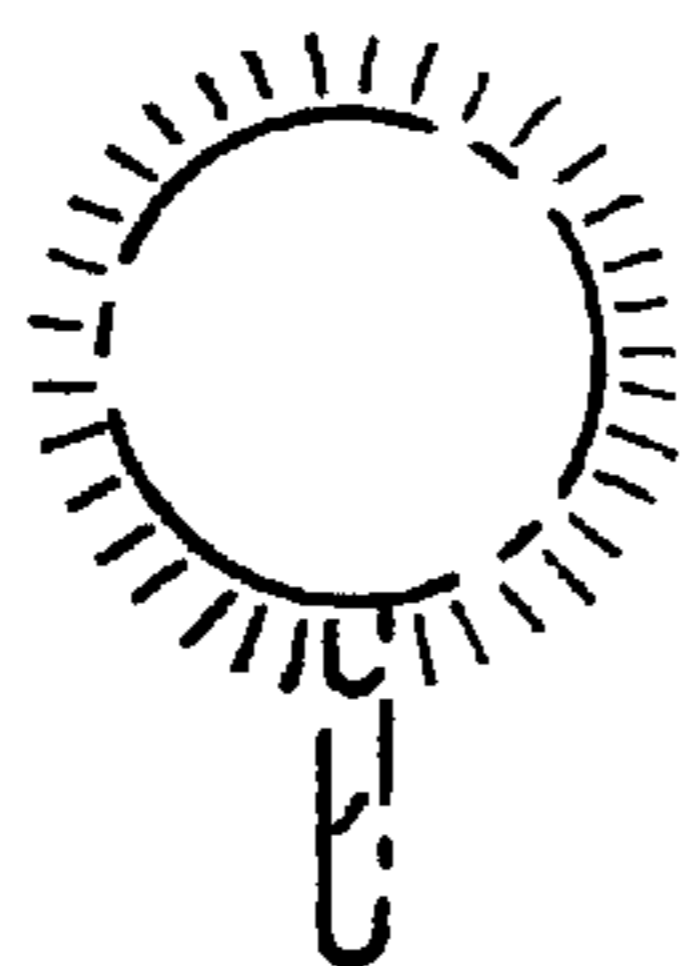


FIG. 5




FIG. 6

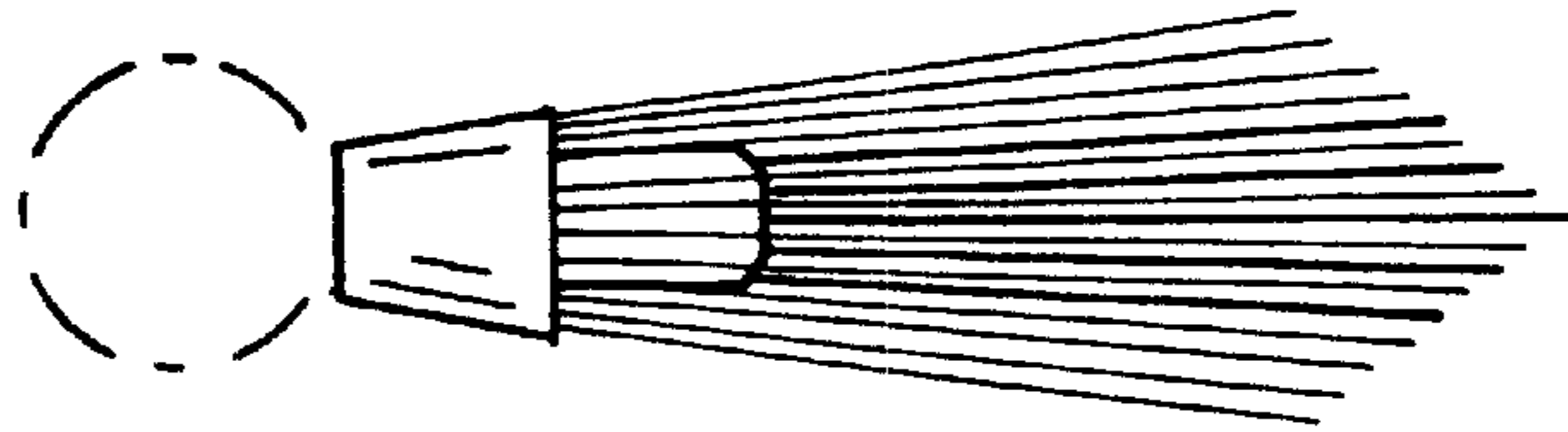


FIG. 7

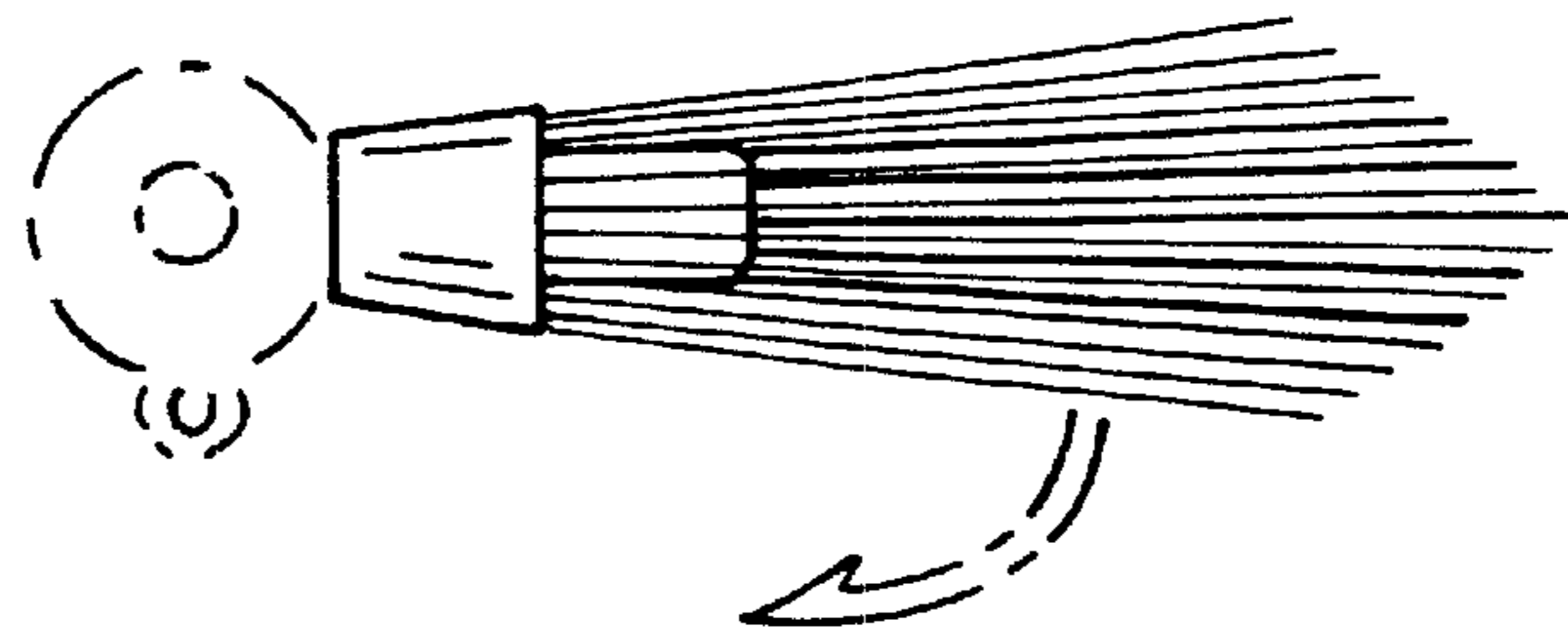


FIG. 8

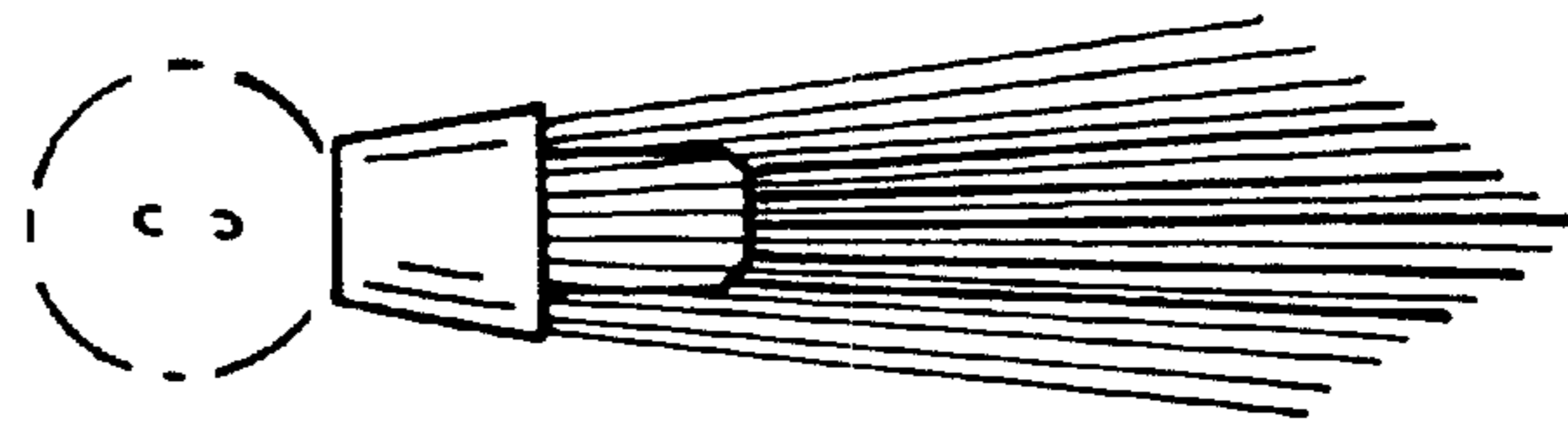


FIG. 9




FIG. 10

