

US00D460139S

(12) **United States Design Patent**  
**Bradbury**

(10) **Patent No.:** **US D460,139 S**

(45) **Date of Patent:** **\*\* Jul. 9, 2002**

(54) **GOLF PUTTING PRACTICE DEVICE**

(75) **Inventor:** **Bryan T. C. Bradbury, Victoria (CA)**

(73) **Assignee:** **Croisière SA (FR)**

(\*\*) **Term:** **14 Years**

(21) **Appl. No.:** **29/145,000**

(22) **Filed:** **Jul. 13, 2001**

(51) **LOC (7) Cl.** ..... **21-02**

(52) **U.S. Cl.** ..... **D21/792**

(58) **Field of Search** ..... D21/789, 791,  
D21/792; 473/257, 265, 267, 160, 243,  
251-254, 162, 173, 174

(56) **References Cited**

**U.S. PATENT DOCUMENTS**

5,131,659 A 7/1992 Lindberg, Jr.  
5,294,124 A 3/1994 Florian  
5,362,057 A 11/1994 Arima

D353,646 S \* 12/1994 Arima ..... D21/791  
5,443,265 A \* 8/1995 Wheeler ..... 473/257  
D436,639 S \* 1/2001 Haliyo ..... D21/791

\* cited by examiner

*Primary Examiner*—Mitchell Siegel

(74) *Attorney, Agent, or Firm*—Robert H. Barrigar

(57) **CLAIM**

The ornamental design for a golf putting practice device, as shown and described.

**DESCRIPTION**

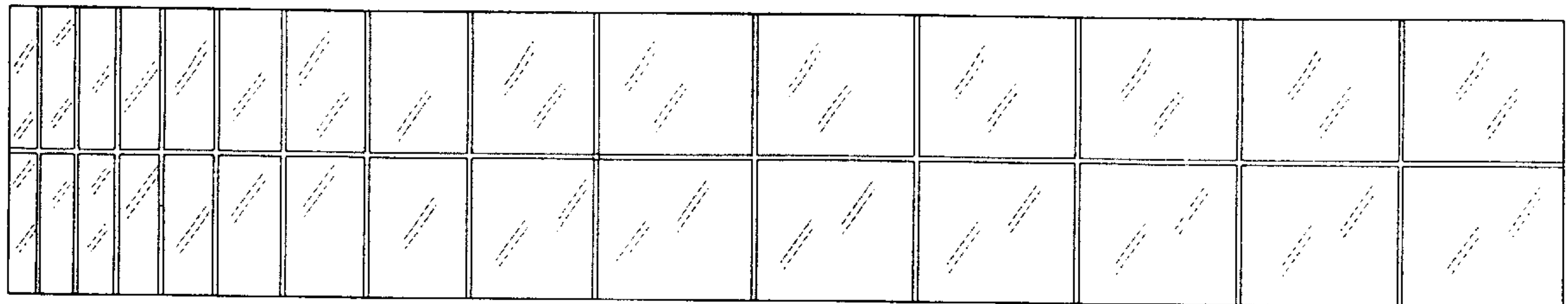
FIG. 1 is a plan view of the ornamental design.

FIG. 2 is a front elevation of the ornamental design. The rear elevation is the same as the front elevation reflected in a vertical axis.

FIG. 3 is the right end elevation of the ornamental design. The left end elevation is identical; and,

FIG. 4 is the bottom view of the ornamental design.

**1 Claim, 1 Drawing Sheet**



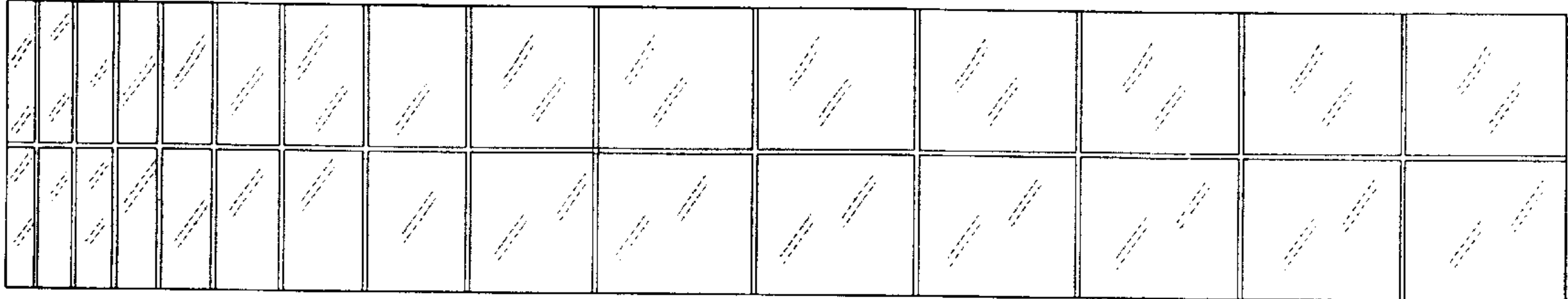


Figure 1



Figure 2



Figure 3




Figure 4