



US00D460137S

(12) **United States Design Patent**  
**Burger**

(10) **Patent No.: US D460,137 S**

(45) **Date of Patent: \*\* Jul. 9, 2002**

(54) **SKI FITTED SCOOTER**

(76) Inventor: **Jason E. Burger**, 1560 Rudd Ct.,  
Libertyville, IL (US) 60048

(\*\*) Term: **14 Years**

(21) Appl. No.: **29/133,903**

(22) Filed: **Dec. 8, 2000**

(51) **LOC (7) Cl. .... 21-02**

(52) **U.S. Cl. .... D21/767; D12/8**

(58) **Field of Search .... D21/760, 765,  
D21/766, 767, 423; 280/606, 607, 605,  
87.041, 14.28, 14.27; D12/8**

(56) **References Cited**

**U.S. PATENT DOCUMENTS**

1,330,644 A	2/1920	Matson	
1,445,219 A	2/1923	Larson	
1,658,068 A	2/1928	White	
1,968,975 A	* 8/1934	Upsacker et al. ....	280/14.28
2,006,325 A	6/1935	Scholtes	
D126,833 S	* 4/1941	Hylan .....	D21/767
2,316,272 A	* 4/1943	Meyer .....	280/14.28
2,449,336 A	9/1948	Spitzwieser	
2,497,995 A	2/1950	Julie	
2,711,326 A	* 6/1955	Sorensen .....	280/14.28
3,057,634 A	10/1962	Long	
D210,544 S	* 3/1968	Fleisher .....	D21/423
D215,458 S	* 10/1969	Latch .....	D21/767
3,529,847 A	9/1970	Shores	
D224,125 S	* 7/1972	Boganowald .....	D21/767
D246,920 S	* 1/1978	Koblick .....	D21/767
4,160,552 A	7/1979	Kupka	

4,537,412 A	8/1985	Hill	
4,773,659 A	9/1988	Rygiel	
5,092,616 A	3/1992	McKinney	
5,351,975 A	10/1994	Petoud	
5,516,126 A	5/1996	Myers	
5,547,204 A	8/1996	Gamzo	
D384,912 S	10/1997	Lanner	
D435,873 S	* 1/2001	Lee .....	D21/423

\* cited by examiner

*Primary Examiner*—Lucy Lieberman  
(74) *Attorney, Agent, or Firm*—TraskBritt, PC

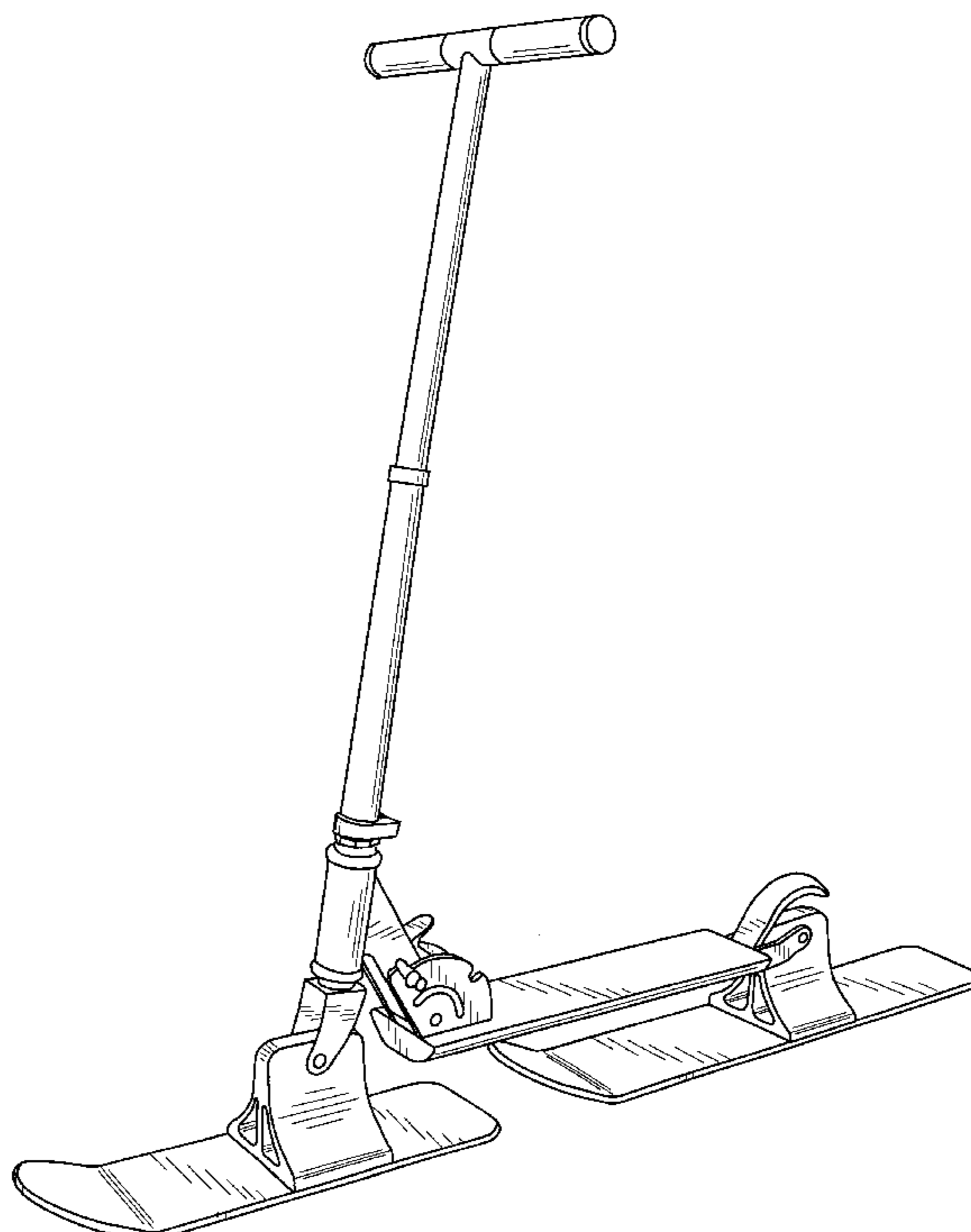
(57) **CLAIM**

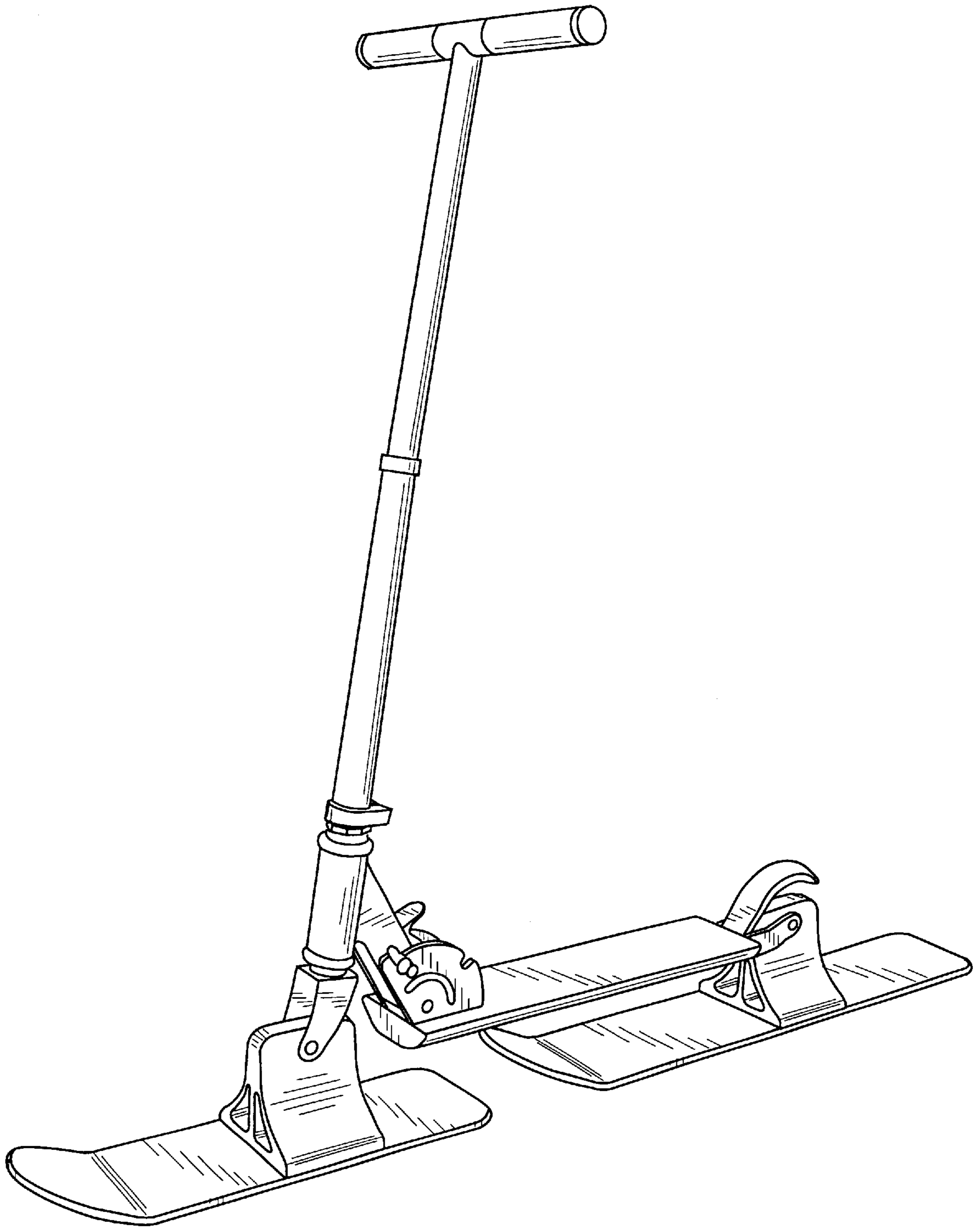
The ornamental design for a ski fitted scooter, as shown and described

**DESCRIPTION**

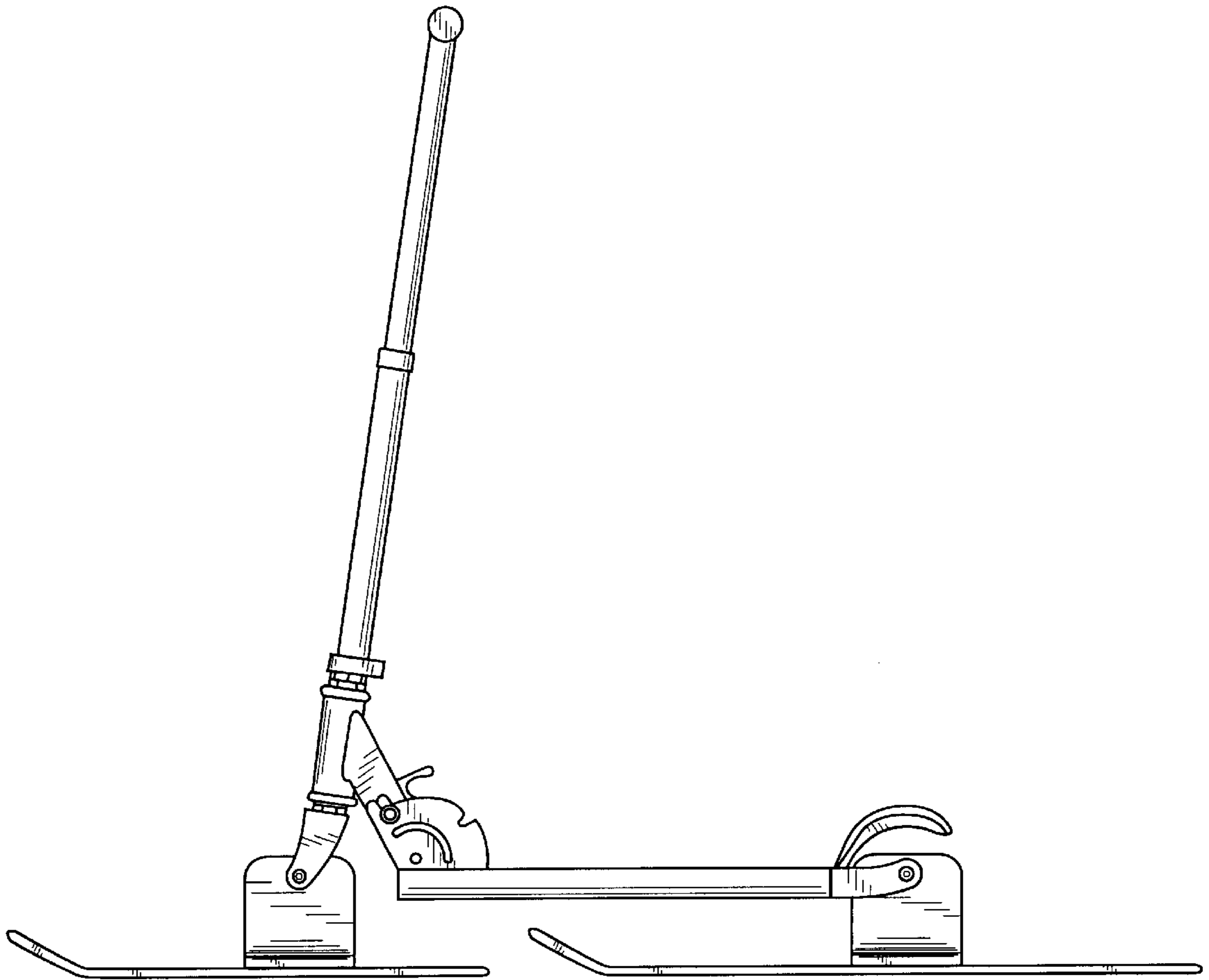
FIG. 1 is a perspective view of a ski fitted scooter showing my new design;  
FIG. 2 is a first side view of the ski fitted scooter shown in FIG. 1;  
FIG. 3 is a second side view of the ski fitted scooter shown in FIG. 1;  
FIG. 4 is a front view of the ski fitted scooter shown in FIG. 1;  
FIG. 5 is a rear view of the ski fitted scooter shown in FIG. 1;  
FIG. 6 is a top plan view of the ski fitted scooter shown in FIG. 1; and,  
FIG. 7 is a bottom plan view of the scooter ski shown in FIG. 1.

**1 Claim, 5 Drawing Sheets**

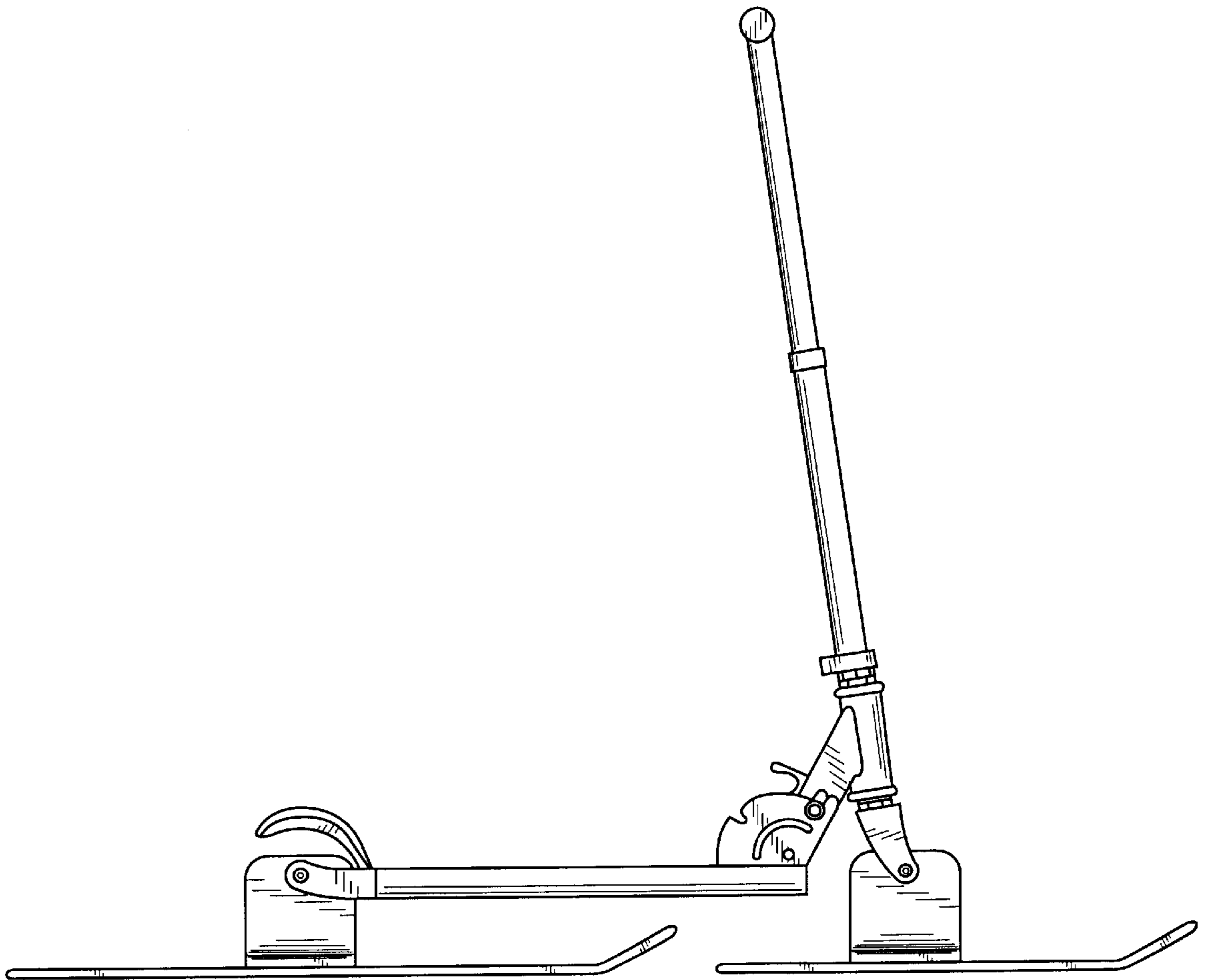




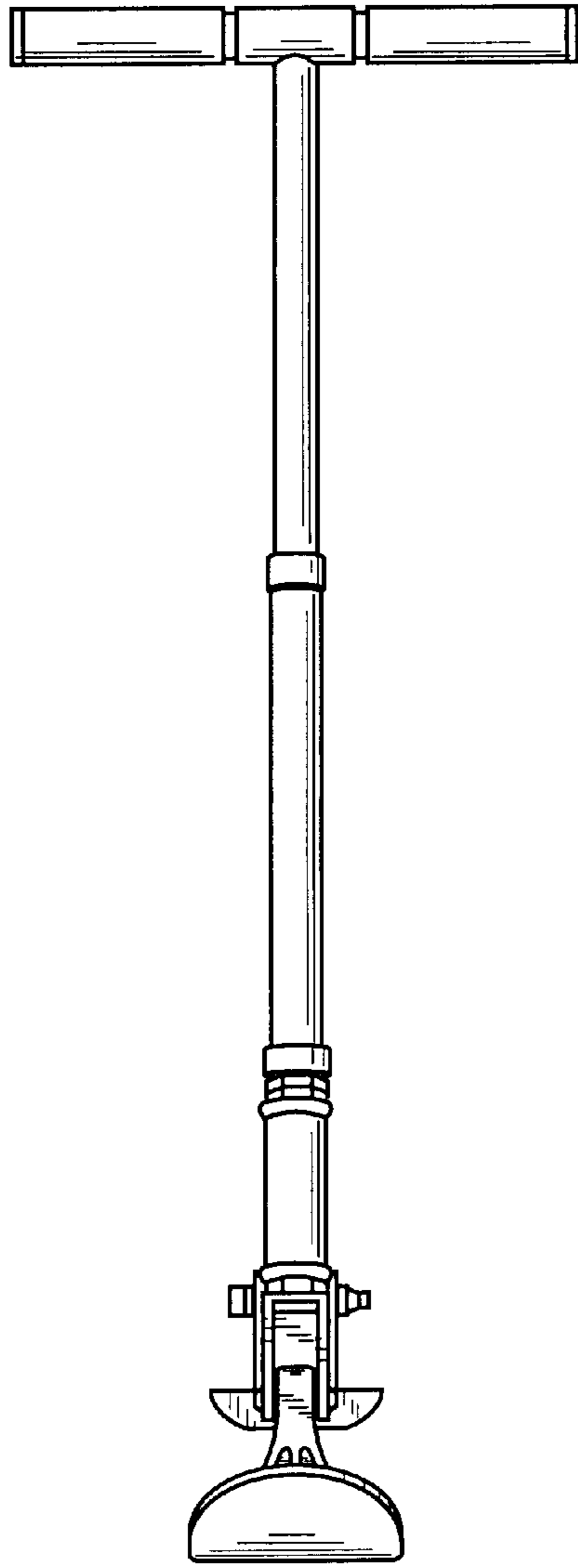
**Fig. 1**



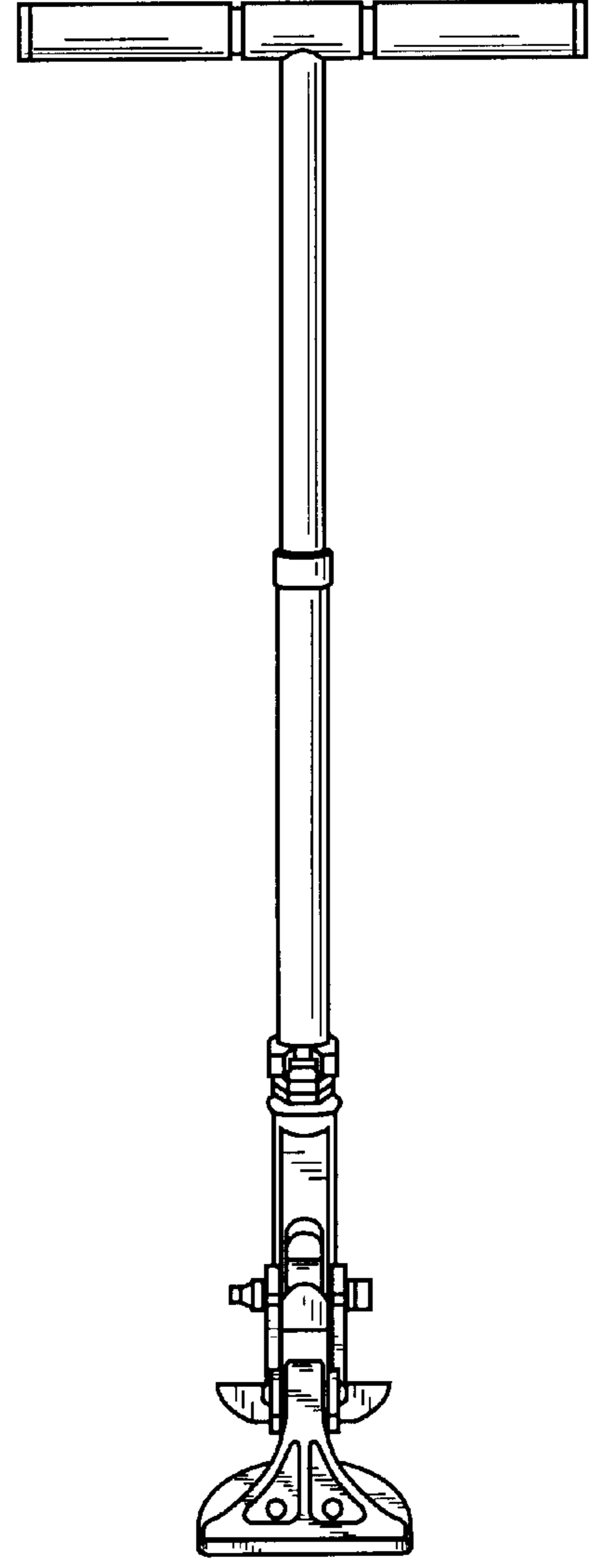
**Fig. 2**



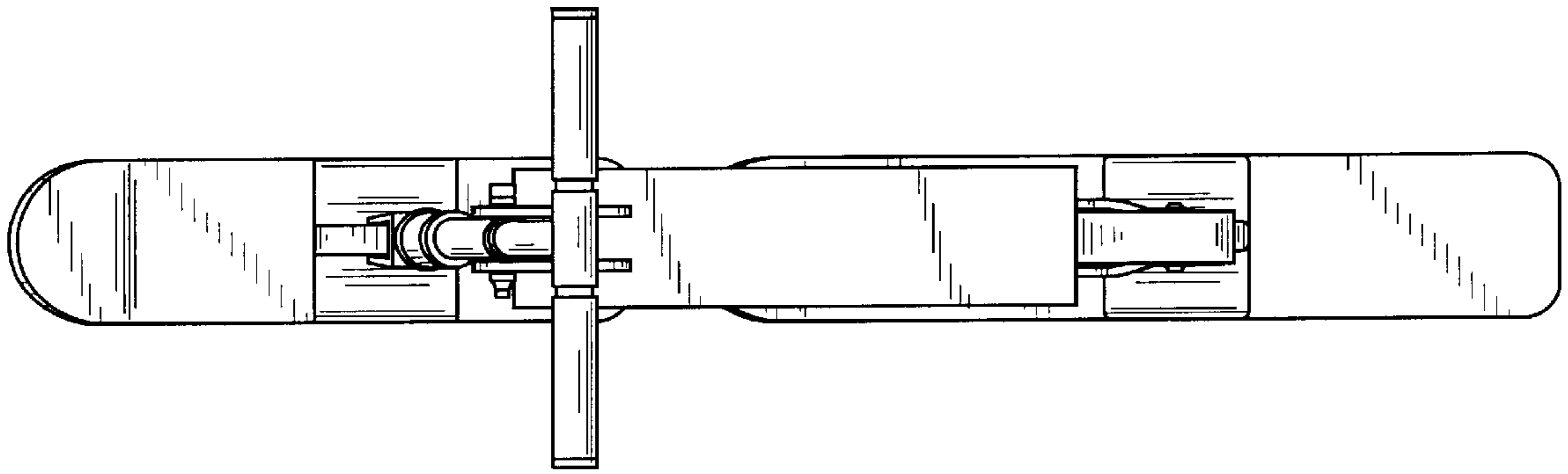
*Fig. 3*



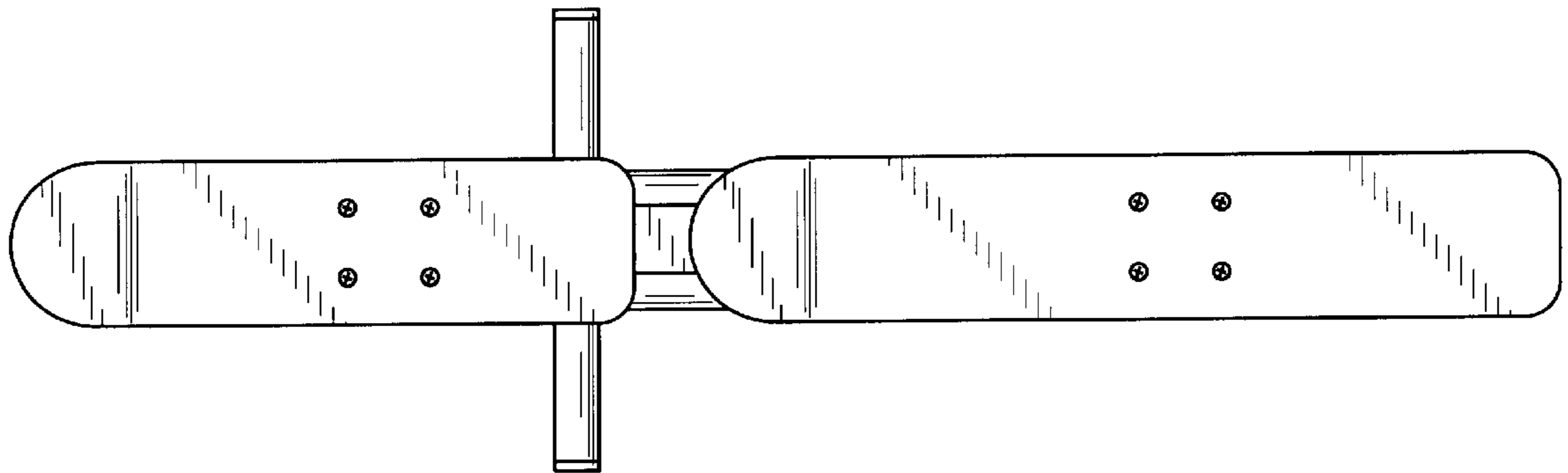
**Fig. 4**



**Fig. 5**



*Fig. 6*



*Fig. 7*