



US00D460113S

(12) **United States Design Patent**
Hainey, II et al.

(10) **Patent No.:** **US D460,113 S**

(45) **Date of Patent:** **** Jul. 9, 2002**

(54) **ELECTRONIC DRAWING APPARATUS**

6,183,262 B1 * 2/2001 Tseng 434/409
6,196,848 B1 * 3/2001 Yamazaki 434/409

(75) Inventors: **Robert O. Hainey, II; Peter Yanofsky,**
both of Hong Kong (HK)

* cited by examiner

(73) Assignee: **Toynetix Company Ltd.,** Hong Kong
(HK)

Primary Examiner—Martie K. Holtje
(74) *Attorney, Agent, or Firm*—Lerner, David, Littenberg,
Krumholz & Mentlik, LLP

(**) Term: **14 Years**

(57) **CLAIM**

(21) Appl. No.: **29/118,221**

The ornamental design for an electronic drawing apparatus,
as shown and described.

(22) Filed: **Feb. 4, 2000**

(51) **LOC (7) Cl.** **19-06**

(52) **U.S. Cl.** **D19/52; D19/35**

(58) **Field of Search** D19/35, 36, 52,
D19/65, 78, 83, 59, 99, 100; D21/469;
D14/390, 389; 434/409, 410, 85, 412, 416;
446/131, 132

DESCRIPTION

FIG. 1 is a top plan view of the electronic drawing apparatus showing my new design, the drawing of a house being illustrated in dashed lines to shown environment;
FIG. 2 is a bottom plan view thereof;
FIG. 3 is a front elevational view thereof;
FIG. 4 is a rear elevational view thereof;
FIG. 5 is a right-side elevational view thereof; and,
FIG. 6 is a left-side elevational view thereof.
The dashed lines showing the frame around the display and the apertures for a speaker are for illustrative purposes only and form no part of the claimed design. The dashed lines showing the buttons, stylus, stylus holder and display are for illustrative purposes only and form no part of the claimed design.

(56) **References Cited**

U.S. PATENT DOCUMENTS

D19,720 S	*	3/1890	Lochbaum	D19/35 X
D34,603 S	*	6/1901	Doyle	D19/35
D180,118 S	*	4/1957	Styka	D19/35
D280,137 S	*	8/1985	Guttenplan et al.	D19/35
4,931,019 A	*	6/1990	Park	434/409
D359,984 S	*	7/1995	Mak	D19/52
D416,587 S	*	11/1999	Hornsby et al.	D21/329

1 Claim, 2 Drawing Sheets

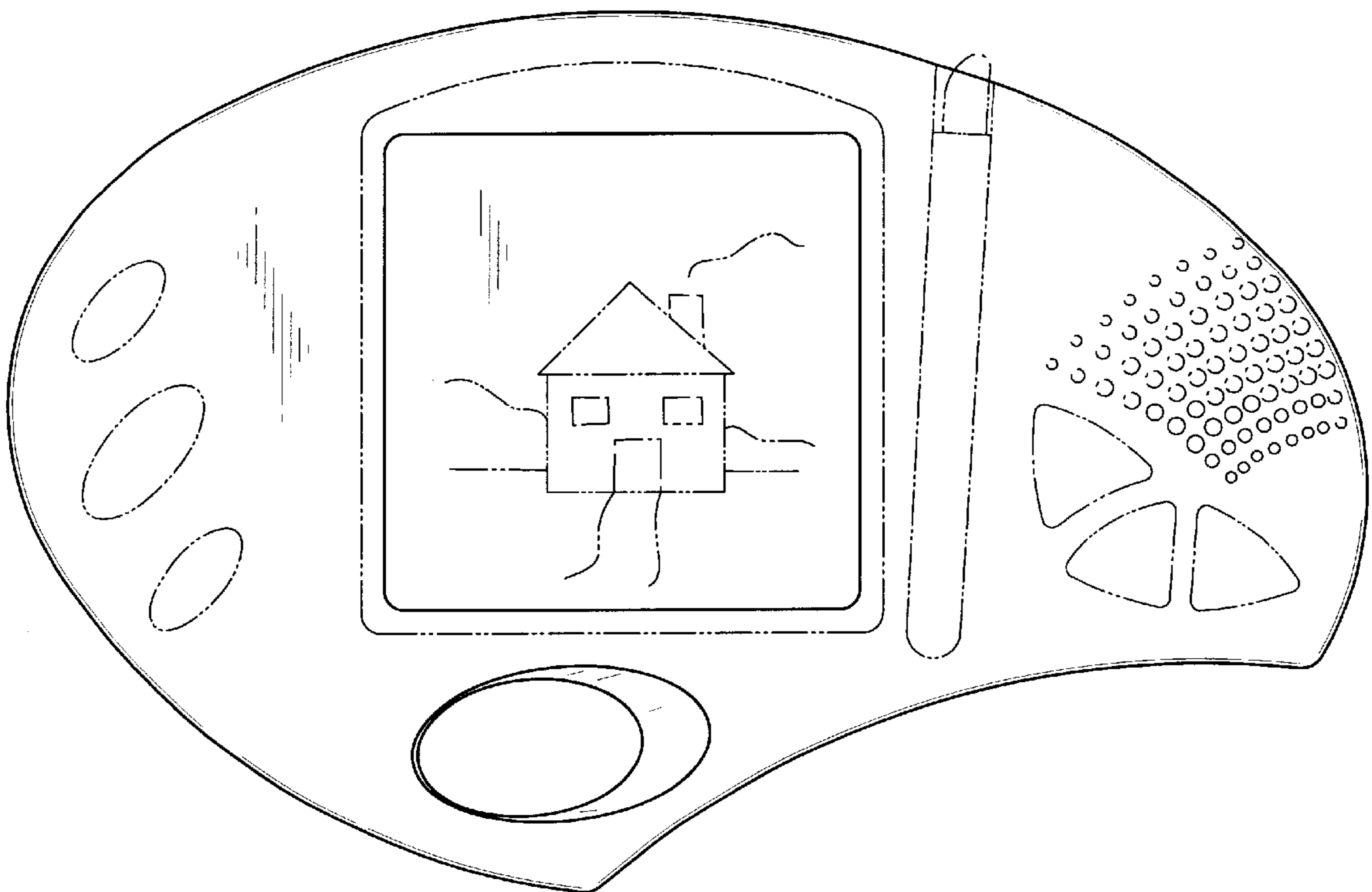


FIG. 1

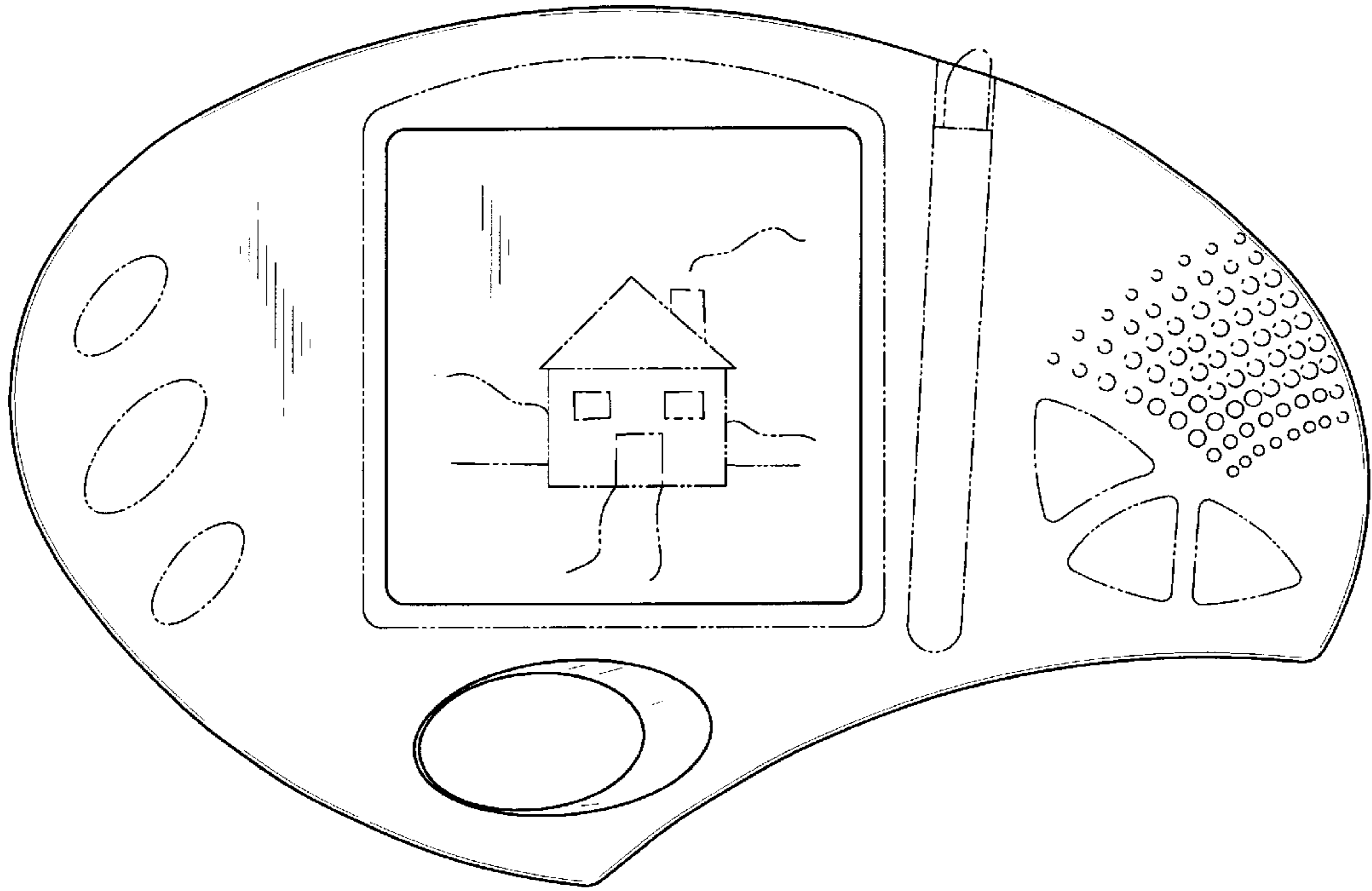


FIG. 2

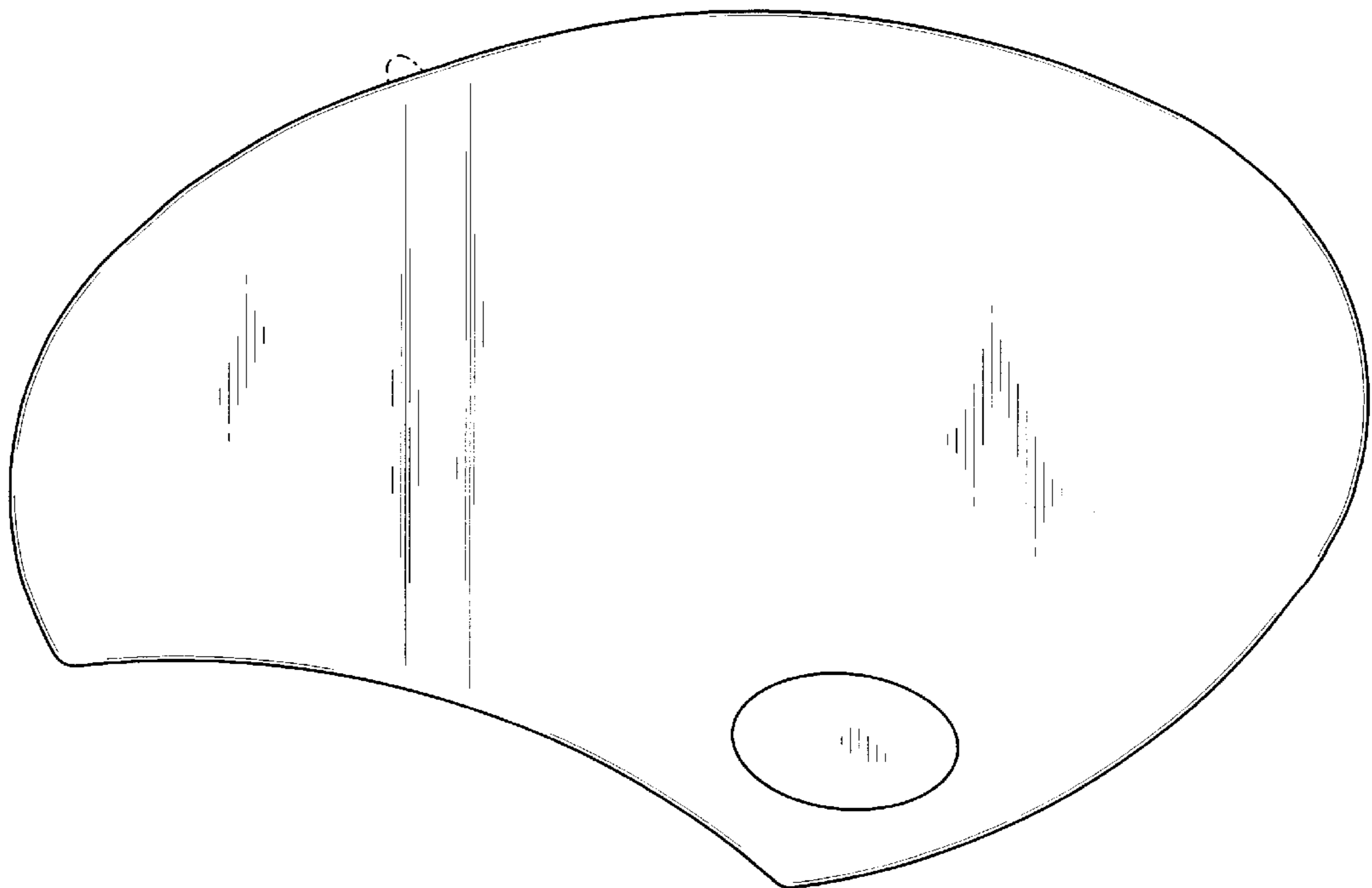


FIG. 3




FIG. 4




FIG. 5




FIG. 6

