



US00D460112S

(12) **United States Design Patent**
Keda

(10) **Patent No.:** **US D460,112 S**

(45) **Date of Patent:** **** Jul. 9, 2002**

(54) **WRITING INSTRUMENT**

(75) Inventor: **Tadashi Keda**, Kawagoe (JP)

(73) Assignee: **Kotobuki & Co., Ltd.**, Kyoto (JP)

(**) Term: **14 Years**

(21) Appl. No.: **29/148,652**

(22) Filed: **Sep. 26, 2001**

(30) **Foreign Application Priority Data**

Mar. 30, 2001 (JP) 2001-013177

(51) **LOC (7) Cl.** **19-06**

(52) **U.S. Cl.** **D19/51; D19/55; D19/56**

(58) **Field of Search** D19/35, 36, 41-51,
D19/53-58, 81-85; 401/99, 100, 103-106,
107-109, 110-117, 209, 67, 88

(56) **References Cited**

U.S. PATENT DOCUMENTS

- D121,406 S * 7/1940 Whitehouse D19/51
- D188,266 S * 6/1960 Bunn D19/51
- D191,555 S * 10/1961 Parker D19/55
- D415,198 S * 10/1999 Mouawad D19/48
- D437,352 S * 2/2001 Matsuzaki et al. D19/51

- D441,018 S * 4/2001 Droege D19/51
- D450,347 S * 11/2001 Keda D19/51
- D452,274 S * 12/2001 Keda D19/51

* cited by examiner

Primary Examiner—Martie K. Holtje

(74) *Attorney, Agent, or Firm*—McGinn & Gibb, PLLC

(57) **CLAIM**

The ornamental design for a writing instrument, as shown and described.

DESCRIPTION

FIG. 1 is a front elevational view of a writing instrument according to the present invention;
 FIG. 2 is a rear elevational view of the writing instrument of FIG. 1; right side view;
 FIG. 3 is a right side elevational view of the writing instrument of FIG. 1, the left side being a mirror image thereof;
 FIG. 4 is a top plan view of the writing instrument of FIG. 1;
 FIG. 5 is a bottom plan view of the writing instrument of FIG. 1; and,
 FIG. 6 is a front perspective view of the writing instrument of FIG. 1, in which a ball-point tip is extruded.

1 Claim, 2 Drawing Sheets

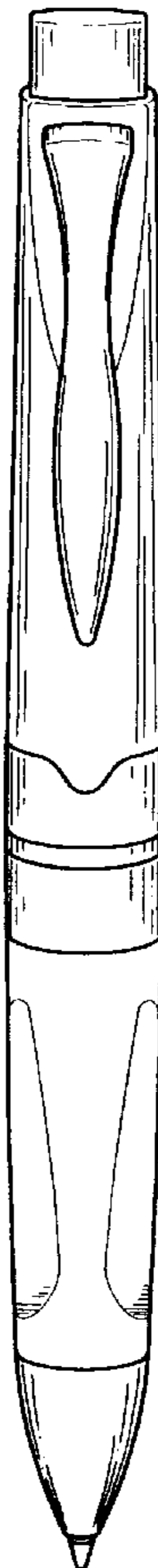


FIG. 3

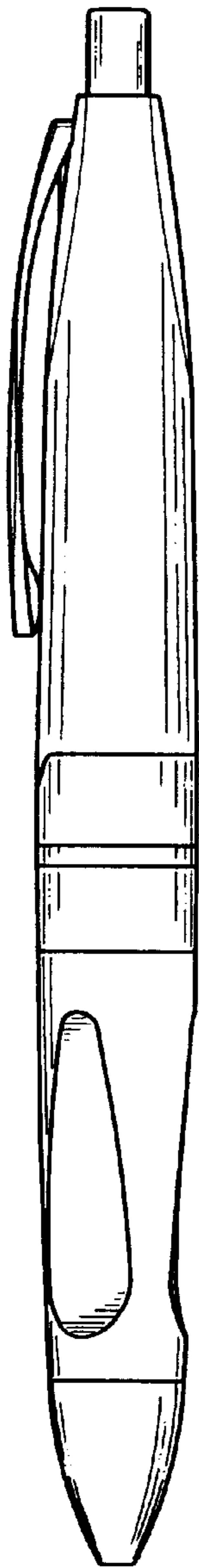


FIG. 1

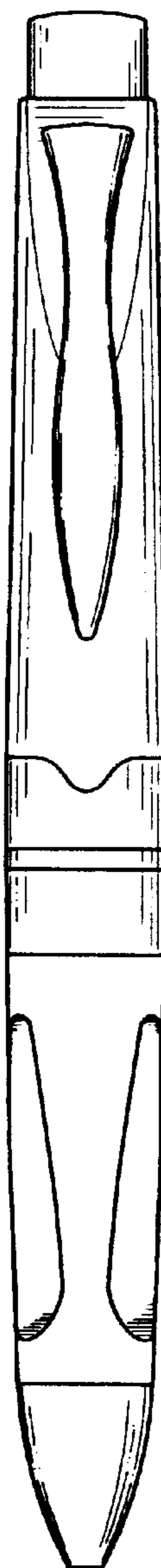


FIG. 2

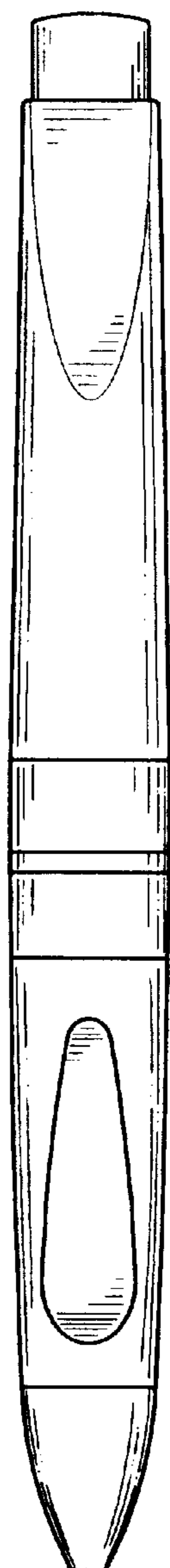


FIG. 6

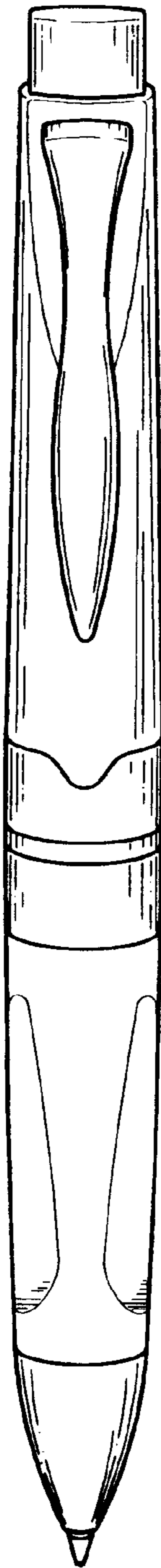


FIG. 4

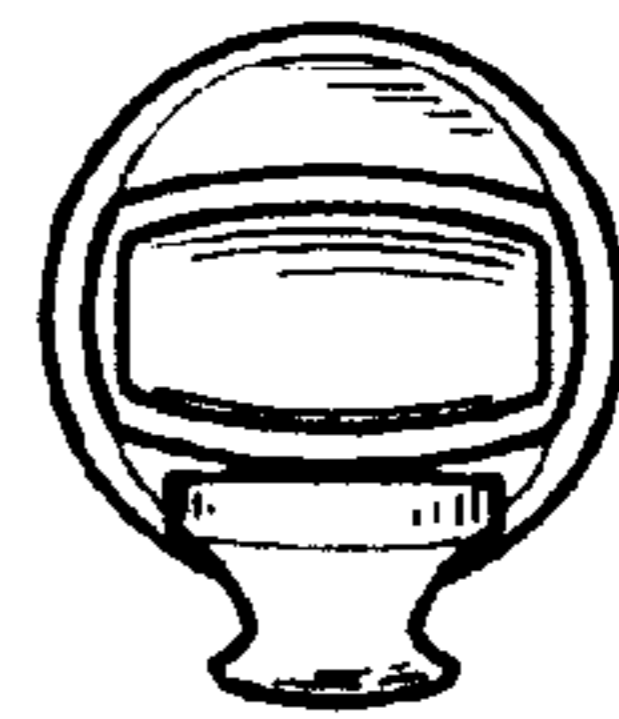


FIG. 5

