



US00D460111S

(12) **United States Design Patent**
Veillon

(10) **Patent No.:** **US D460,111 S**

(45) **Date of Patent:** **** *Jul. 9, 2002**

(54) **WRITING INSTRUMENT WITH A CAP**

(75) Inventor: **Jean Veillon**, Saint Etienne de Montluc (FR)

(73) Assignee: **Waterman S.A.**, Levallois Perret (FR)

(*) Notice: This patent is subject to a terminal disclaimer.

(**) Term: **14 Years**

(21) Appl. No.: **29/116,064**

(22) Filed: **Dec. 23, 1999**

(30) **Foreign Application Priority Data**

Jun. 28, 1999 (XH) DM/048 287

(51) **LOC (7) Cl.** **19-48**

(52) **U.S. Cl.** **D19/48; D19/43; D19/51; D19/56; D19/57**

(58) **Field of Search** D19/35, 36, 41-51, D19/53-58, 81-85; 401/6, 7, 88, 209, 243-247, 202, 262, 227

(56) **References Cited**

U.S. PATENT DOCUMENTS

D155,532 S * 10/1949 Morrison D19/48
D174,250 S * 3/1955 Daniels D19/48
D179,615 S * 1/1957 Spatz D19/48

D234,225 S * 1/1975 Ito D19/48
D283,901 S * 5/1986 Horntrich D19/50
D321,718 S * 11/1991 Ambasz D19/48
D329,660 S * 9/1992 Yamanaka D19/48
D345,578 S * 3/1994 Zier D19/48

* cited by examiner

Primary Examiner—Martie K. Holtje

(74) *Attorney, Agent, or Firm*—Chester Cekala

(57) **CLAIM**

The ornamental design for a writing instrument with a cap, as shown and described.

DESCRIPTION

FIG. 1 is a rear elevational view of my writing instrument with a cap in the closed position;
FIG. 2 is a right side elevational view thereof;
FIG. 3 is a right side elevational view thereof in the writing position;
FIG. 4 is a front elevational view thereof in the writing position;
FIG. 5 is a bottom plan view thereof;
FIG. 6 is a top plan view thereof;
FIG. 7 is a perspective view with thereof in the closed position; and,
FIG. 8 is a top perspective view thereof in the writing position.

1 Claim, 4 Drawing Sheets




FIG. 1



FIG. 2




FIG. 3

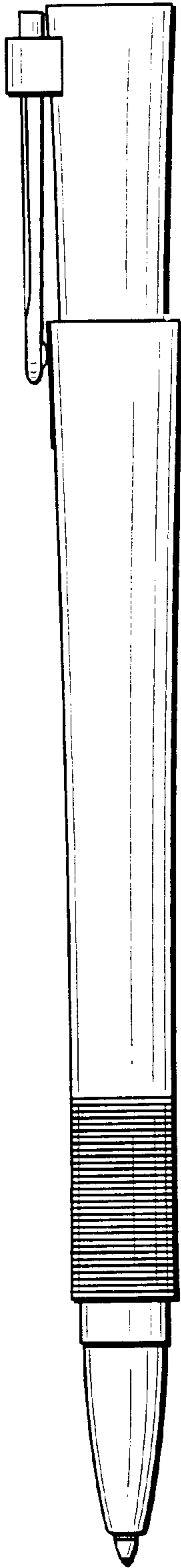


FIG. 4




FIG. 5




FIG. 6

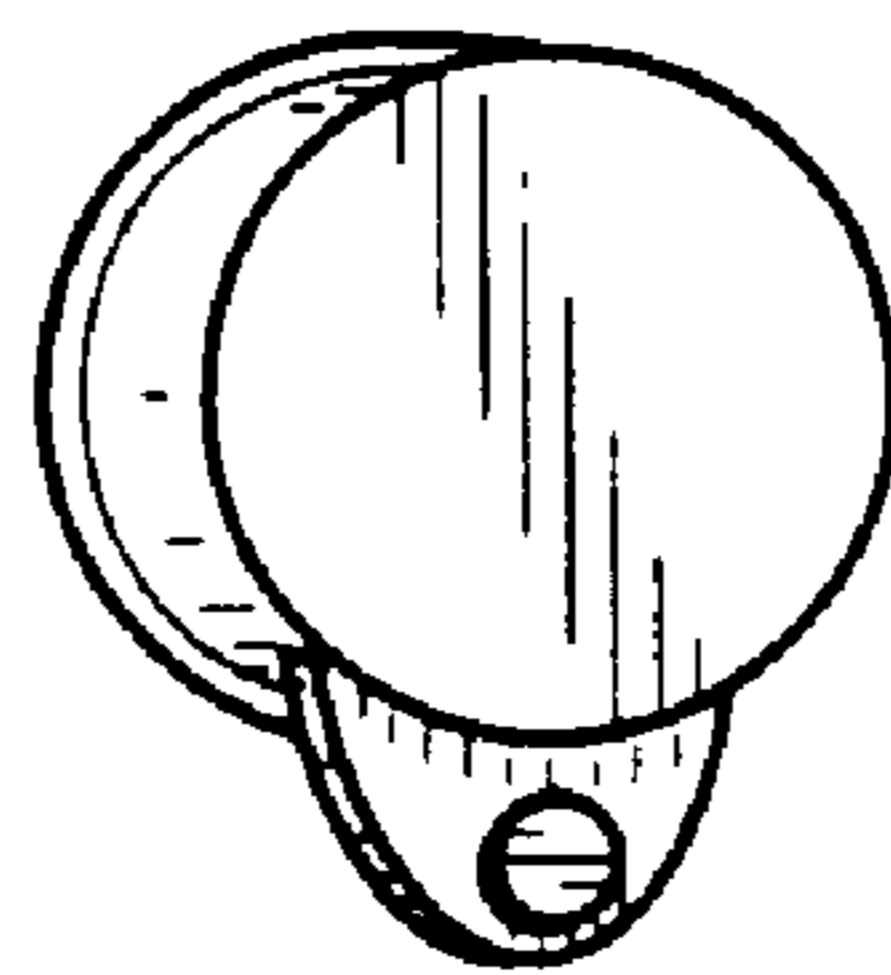


FIG. 7

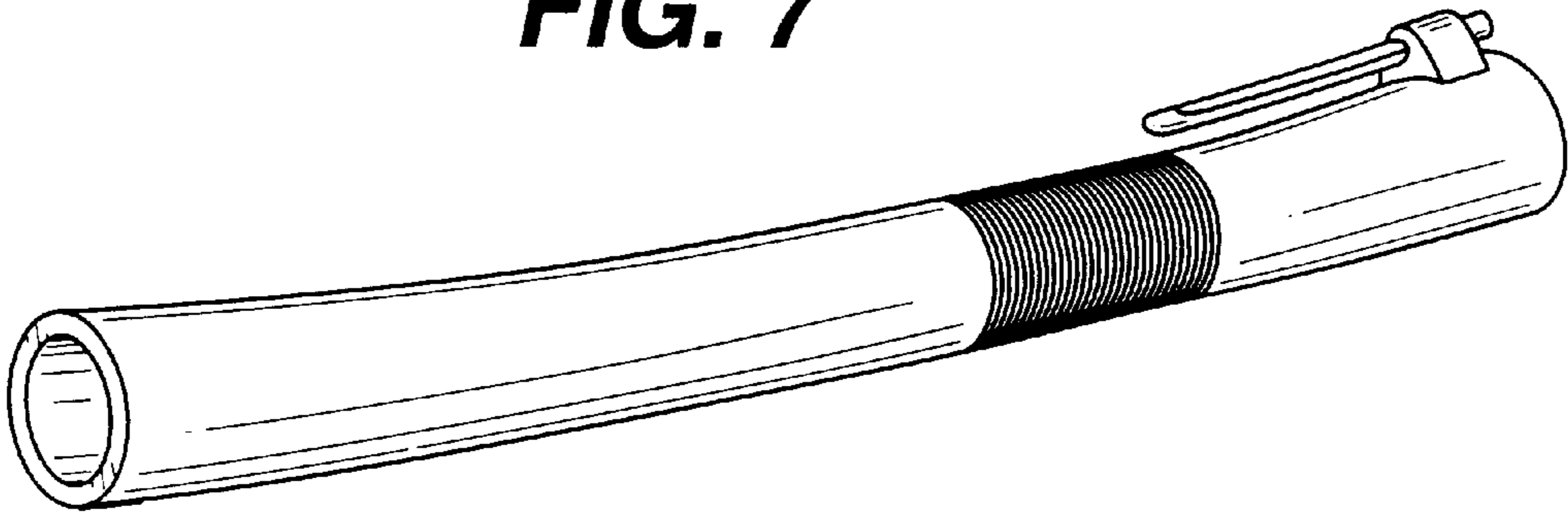


FIG. 8

