



US00D460110S

(12) **United States Design Patent**
Kobayashi

(10) **Patent No.:** **US D460,110 S**

(45) **Date of Patent:** **** Jul. 9, 2002**

(54) **WRITING INSTRUMENT**

(75) **Inventor:** **Nobuaki Kobayashi, Nara (JP)**

(73) **Assignee:** **Sakura Color Products Corporation, Osaka (JP)**

(**) **Term:** **14 Years**

(21) **Appl. No.:** **29/147,574**

(22) **Filed:** **Aug. 31, 2001**

(30) **Foreign Application Priority Data**

Mar. 6, 2001 (JP) 2001-005497

(51) **LOC (7) Cl.** **19-06**

(52) **U.S. Cl.** **D19/43; D19/51; D19/57**

(58) **Field of Search** D19/35, 36, 41-51,
D19/53-58, 81-85; 401/98, 202, 213, 243-247,
262, 292

(56) **References Cited**

U.S. PATENT DOCUMENTS

- 3,424,539 A * 1/1969 Jenkins 401/292
- D270,843 S * 10/1983 Itoh D19/51
- D284,676 S * 7/1986 Malm D19/57 X
- D310,542 S * 9/1990 Regnault D19/43

- D317,324 S * 6/1991 Chuang D19/57
- 5,066,156 A * 11/1991 Petrillo et al. 401/213
- D328,311 S * 7/1992 Nitta D19/49
- 5,174,672 A * 12/1992 Townsend 401/6
- D375,323 S * 11/1996 Young D19/49
- D391,153 S * 2/1998 Poisson et al. D19/48

* cited by examiner

Primary Examiner—Martie K. Holtje

(74) *Attorney, Agent, or Firm*—Howard C. Miskin; Gloria Tsui-Yip

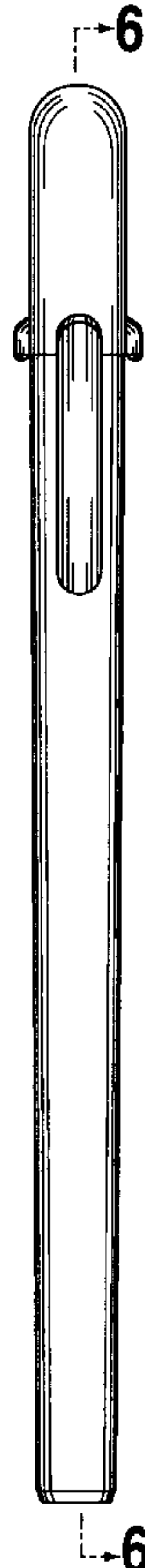
(57) **CLAIM**

The ornamental design for a writing instrument, as shown and described.

DESCRIPTION

FIG. 1 is front elevational view;
 FIG. 2 is a rear elevational view thereof;
 FIG. 3 is a right side view, the left side view being a mirror image thereof;
 FIG. 4 is a top plan view thereof;
 FIG. 5 is a bottom plan view thereof; and,
 FIG. 6 is a cross-sectional view taken along line 6—6 of FIG. 1.

1 Claim, 2 Drawing Sheets






FIG. 1

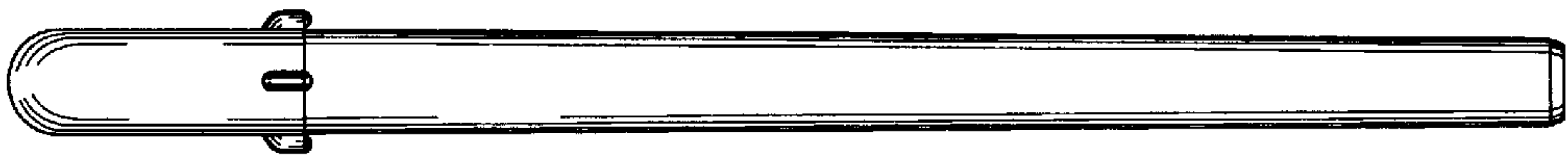


FIG. 2

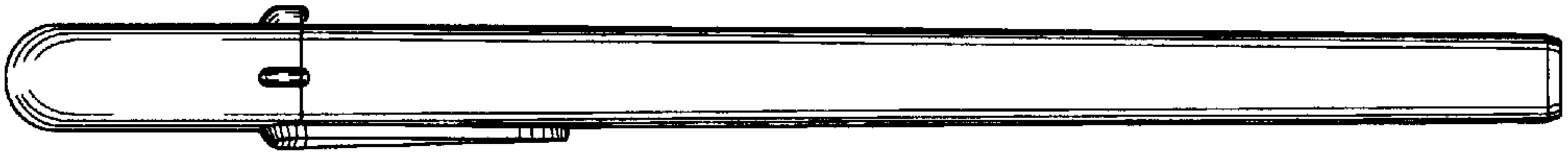


FIG. 3

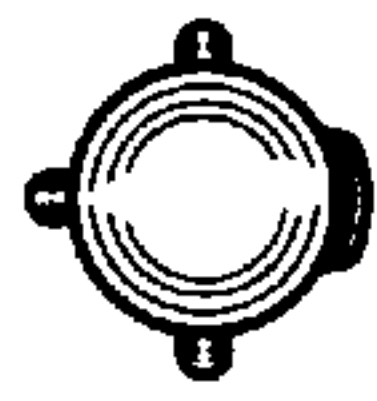


FIG. 4

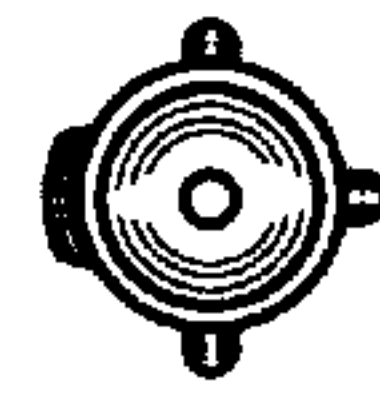


FIG. 5

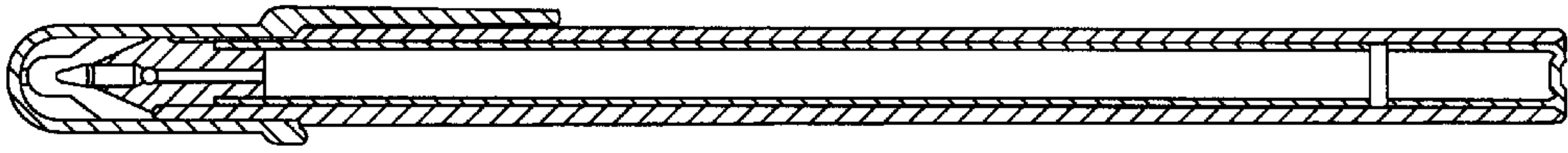


FIG. 6