



US00D460104S

(12) **United States Design Patent**  
**Wada**

(10) **Patent No.:** **US D460,104 S**

(45) **Date of Patent:** **\*\* Jul. 9, 2002**

(54) **CASH DRAWER**

(75) **Inventor:** **You Wada, Tokyo (JP)**

(73) **Assignee:** **Casio Keisanki Kabushiki Kaisha, Tokyo (JP)**

(\*\*) **Term:** **14 Years**

(21) **Appl. No.:** **29/145,990**

(22) **Filed:** **Aug. 1, 2001**

(51) **LOC (7) Cl.** ..... **18-01**

(52) **U.S. Cl.** ..... **D18/12.1**

(58) **Field of Search** ..... D18/1-12.1; 206/81; 232/43.1; 235/1 R, 7 R, 10, 22, 381; 453/37, 60-63; 705/18; 312/291; 83/440

(56) **References Cited**

**U.S. PATENT DOCUMENTS**

D269,441 S	*	6/1983	Matsuda et al.	.....	D18/4.3
D269,623 S	*	7/1983	Kato et al.	.....	D18/4.1
4,412,709 A	*	11/1983	Ishii	.....	312/291
D302,436 S	*	7/1989	Kubo et al.	.....	D18/4.3
4,937,744 A	*	6/1990	Ball	.....	705/18

5,371,344 A	*	12/1994	Buie et al.	.....	235/1 R
D364,182 S	*	11/1995	Smith	.....	D18/4.3
5,768,965 A	*	6/1998	Gonzalez et al.	.....	83/440
6,152,366 A	*	11/2000	Maddox et al.	.....	235/381

\* cited by examiner

*Primary Examiner*—Caron D. Veynar

(74) *Attorney, Agent, or Firm*—Frishauf, Holtz, Goodman, Langer & Chick, P.C.



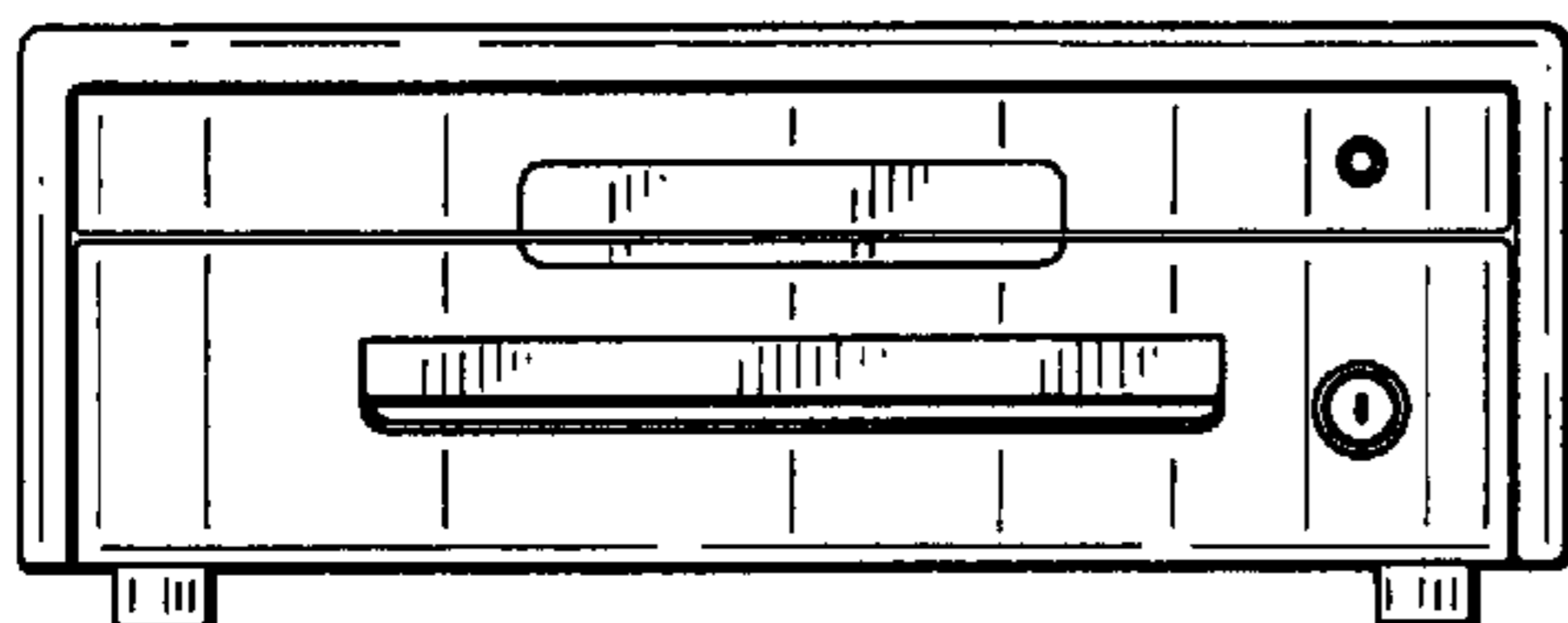
(57) **CLAIM**

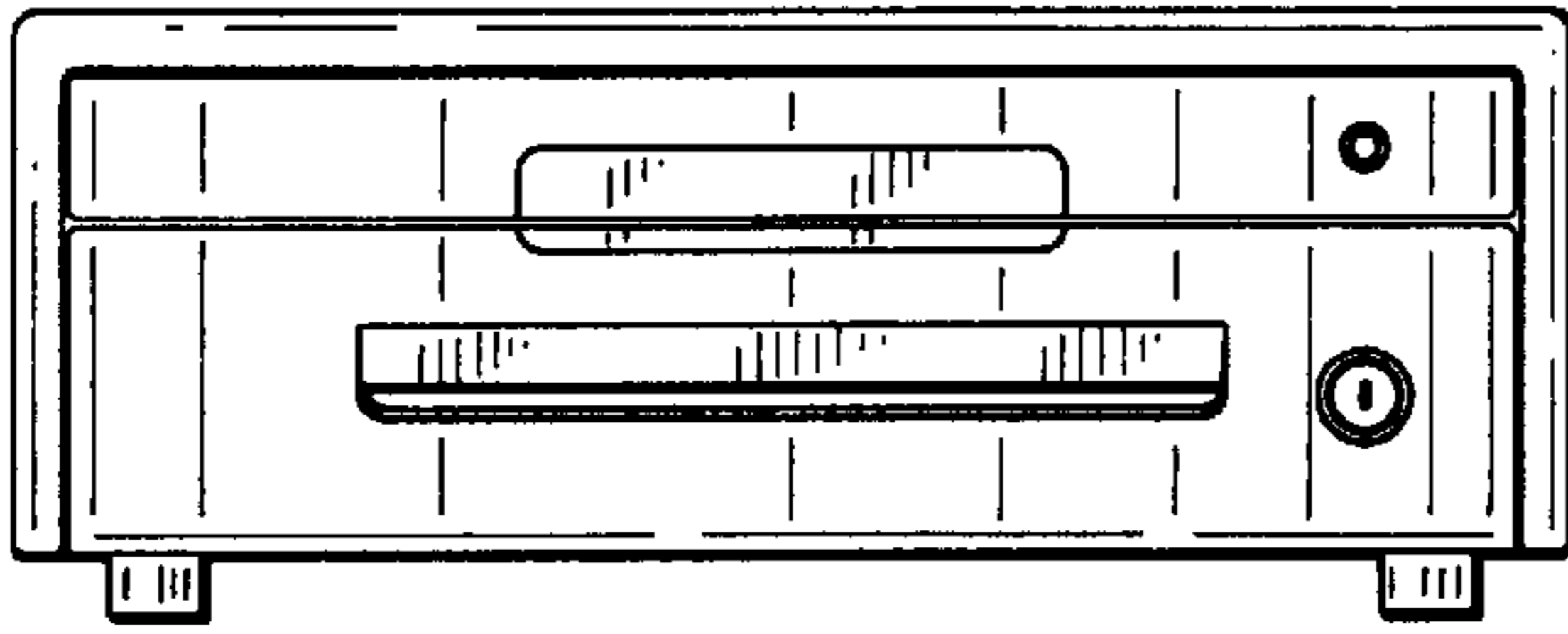
The ornamental design for a cash drawer, as shown and described.

**DESCRIPTION**

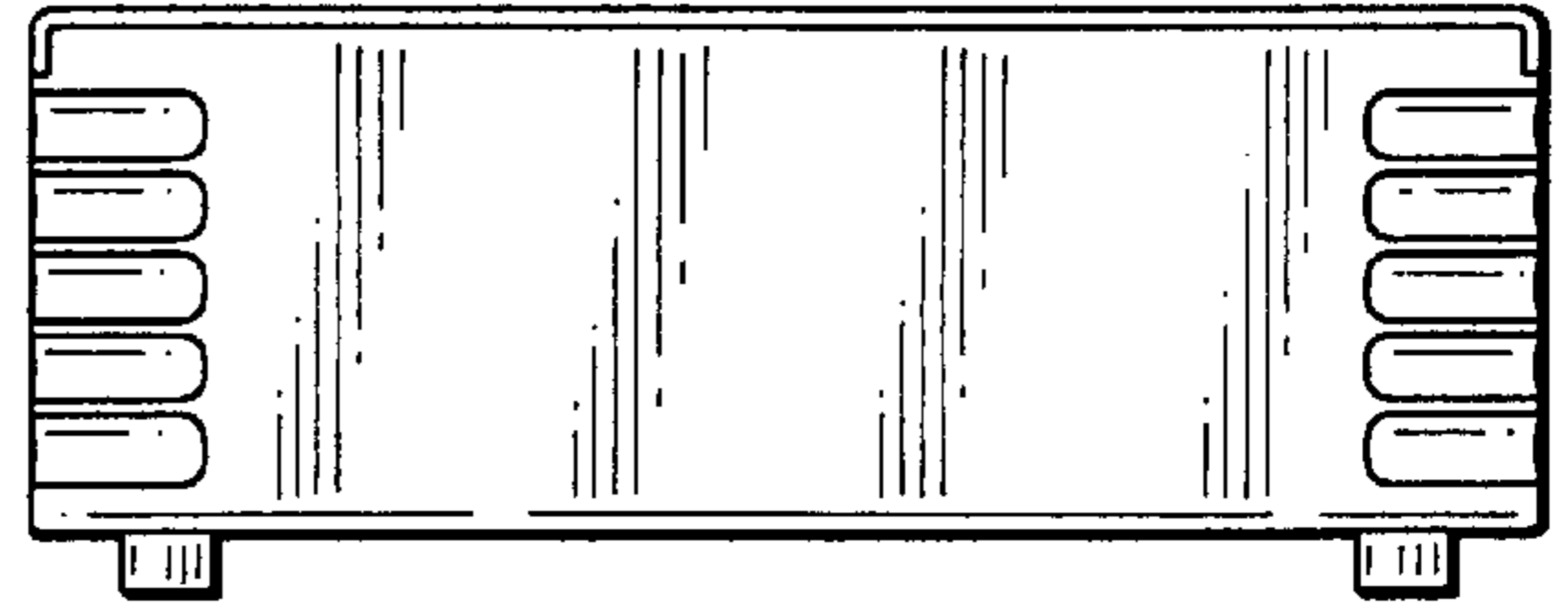
FIG. 1 is a front elevational view of a cash drawer, showing my new design;  
 FIG. 2 is a rear elevational view thereof;  
 FIG. 3 is a top plan view thereof;  
 FIG. 4 is a bottom plan view thereof;  
 FIG. 5 is a right side elevational view thereof;  
 FIG. 6 is a left side elevational view thereof; and,  
 FIG. 7 is a right side elevational view thereof showing a state in which an upper tray and a lower tray are drawn.

**1 Claim, 2 Drawing Sheets**






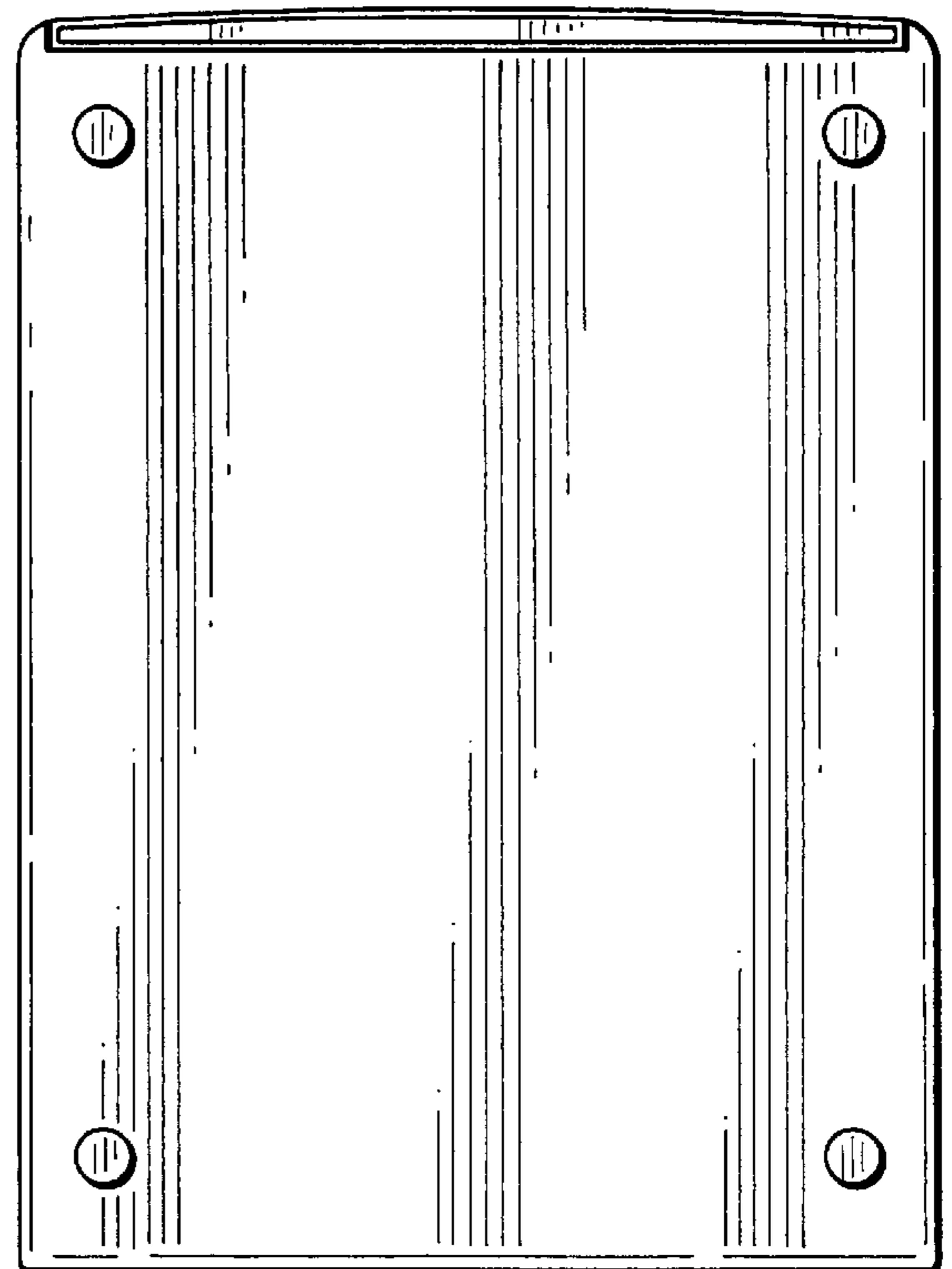
*Fig.1*



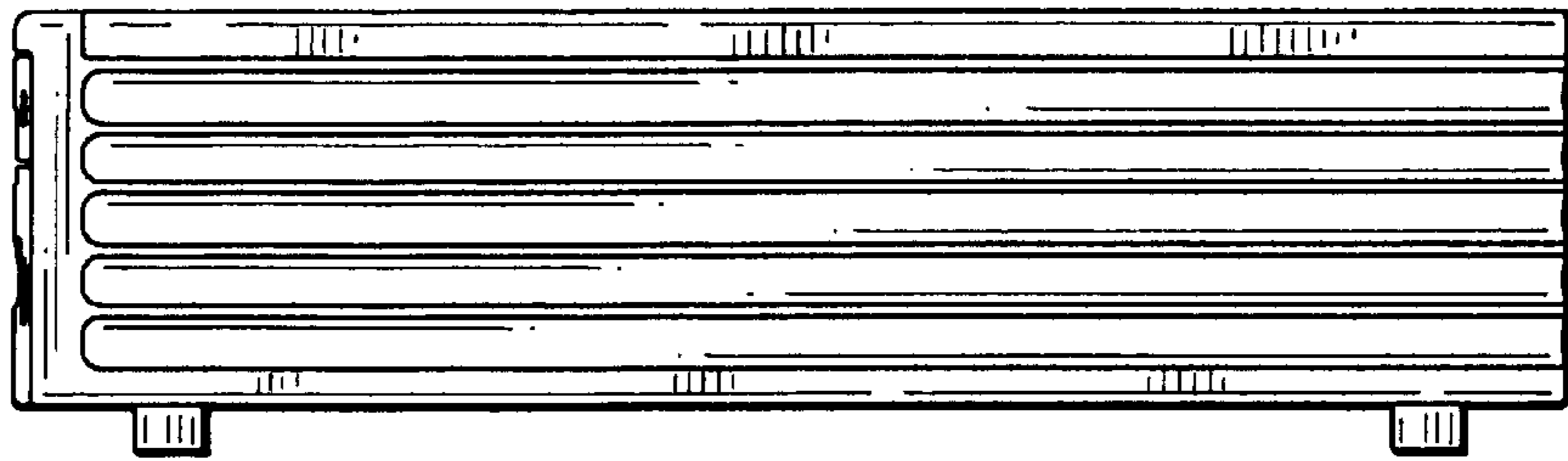
*Fig.2*



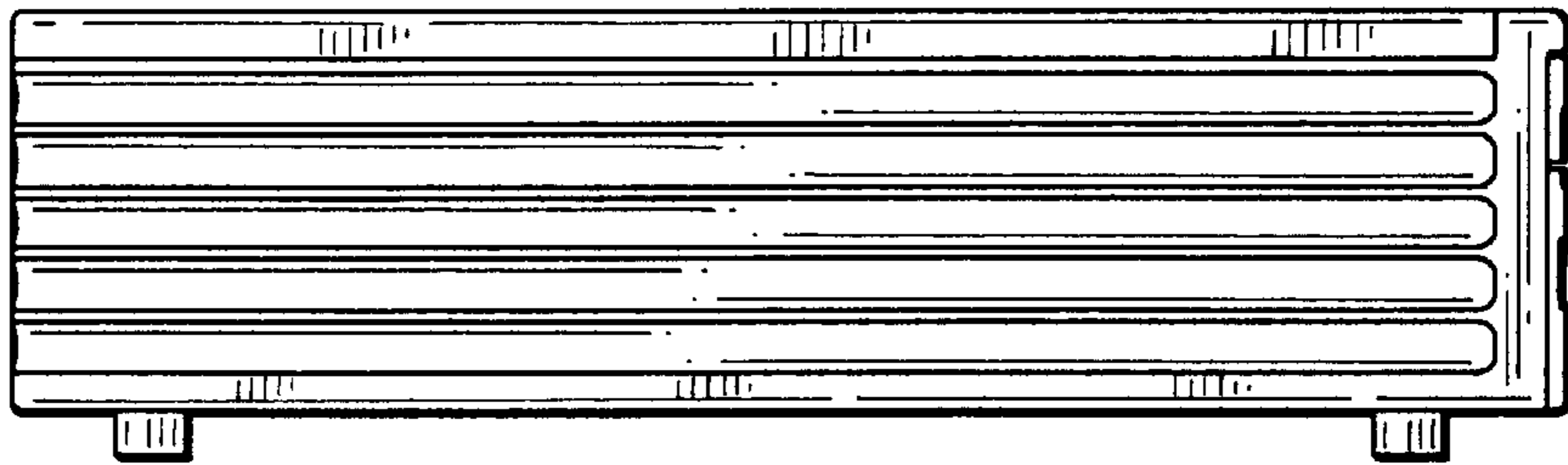
*Fig.3*



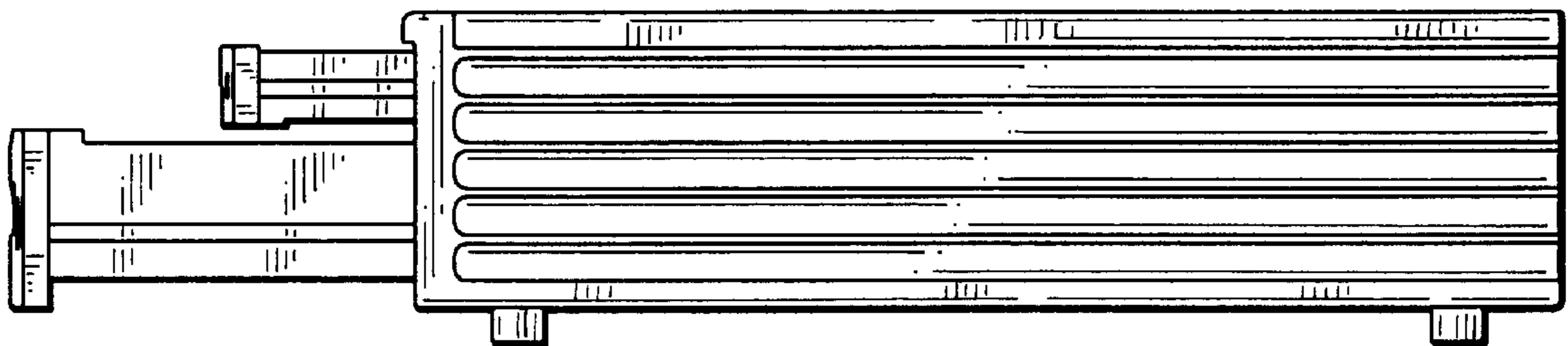
*Fig.4*



*Fig. 5*



*Fig. 6*



*Fig. 7*