



US00D460101S

(12) **United States Design Patent**  
**Juhé**

(10) **Patent No.:** **US D460,101 S**

(45) **Date of Patent:** **\*\* Jul. 9, 2002**

(54) **MUSIC KEYBOARD WITH ARCHED  
TERMINATION**

4,932,304 A \* 6/1990 Franzmann ..... 84/644  
D348,687 S \* 7/1994 Ono ..... D17/1  
D415,189 S \* 10/1999 Sato ..... D17/1  
D416,934 S \* 11/1999 Nagayama ..... D17/5

(76) **Inventor:** **David Juhé**, 10901 N. Kendall Dr.,  
Apt. 120, Miami, FL (US) 33176

\* cited by examiner

(\*\*) **Term:** **14 Years**

*Primary Examiner*—Adir Aronovich

(74) *Attorney, Agent, or Firm*—J. Sanchelima; A. Bordas

(21) **Appl. No.:** **29/123,957**

(22) **Filed:** **May 26, 2000**

(57) **CLAIM**

(51) **LOC (7) Cl.** ..... **17-01**

The ornamental design for a music keyboard with arched termination, as shown and described.

(52) **U.S. Cl.** ..... **D17/1; D17/5**

(58) **Field of Search** ..... D17/1, 2, 5, 6,  
D17/7; 84/423 R, 428, 429, 644, 670, 719,  
744, DIG. 7

**DESCRIPTION**

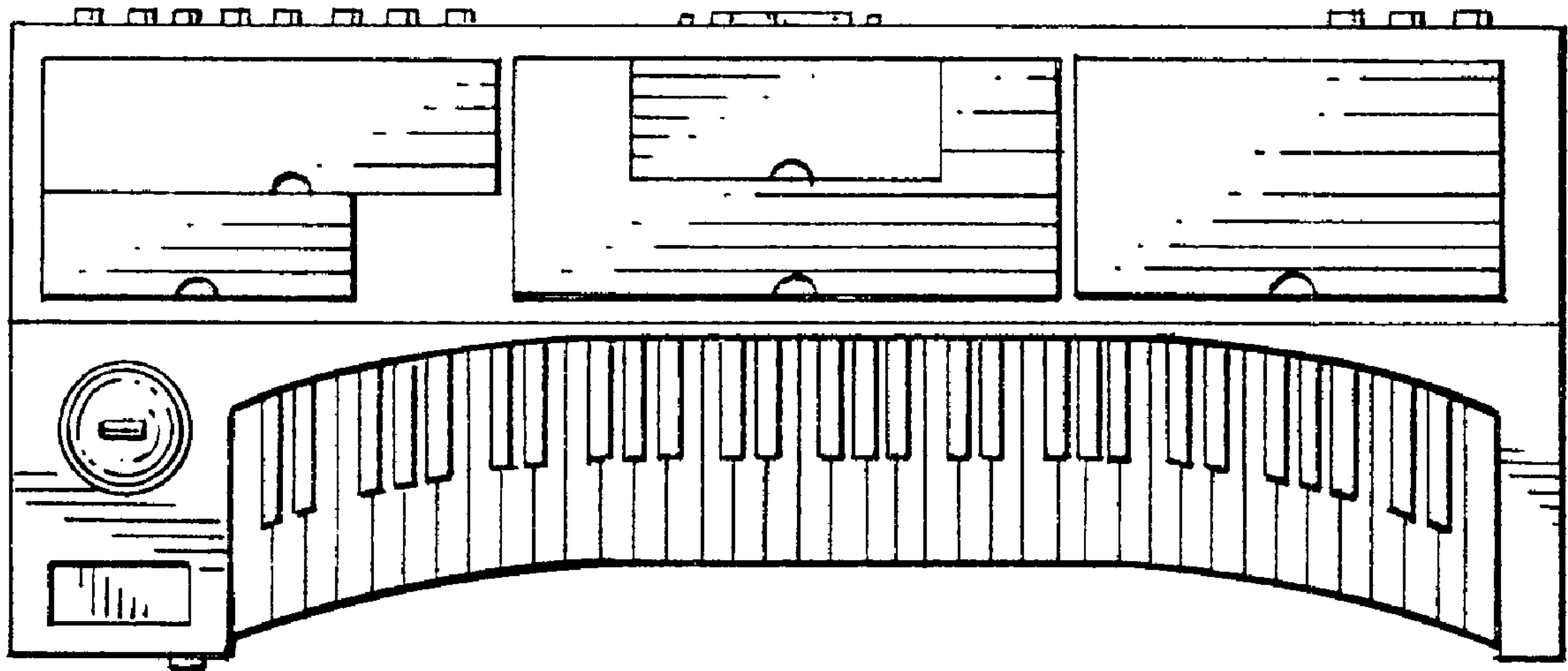
(56) **References Cited**

**U.S. PATENT DOCUMENTS**

D2,822 S \* 11/1867 Lomas ..... D17/7  
176,365 A \* 4/1876 Simpson ..... 84/429  
D215,244 S \* 9/1969 Rhodes ..... D17/7  
D222,112 S \* 9/1971 Antonelli ..... D17/2

FIG. 1 is a back view of a music keyboard with arched termination showing my new design;  
FIG. 2 is a top plan view thereof;  
FIG. 3 is a front elevational view thereof;  
FIG. 4 is a left side elevational view thereof;  
FIG. 5 is a bottom plan view thereof; and,  
FIG. 6 is a right side elevational view thereof.

**1 Claim, 2 Drawing Sheets**



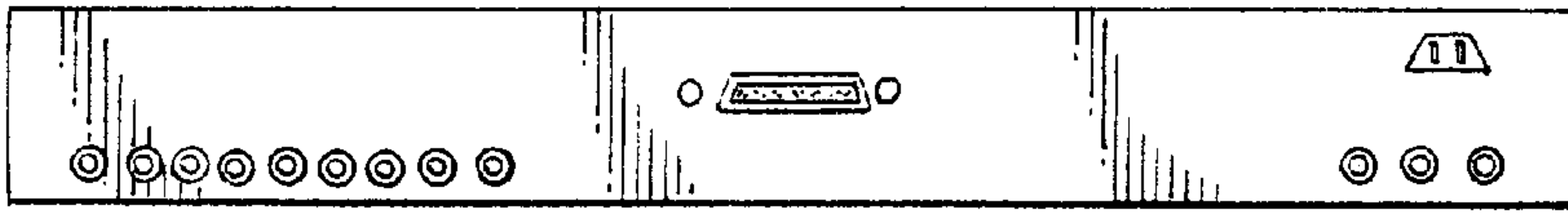


FIG. 1.

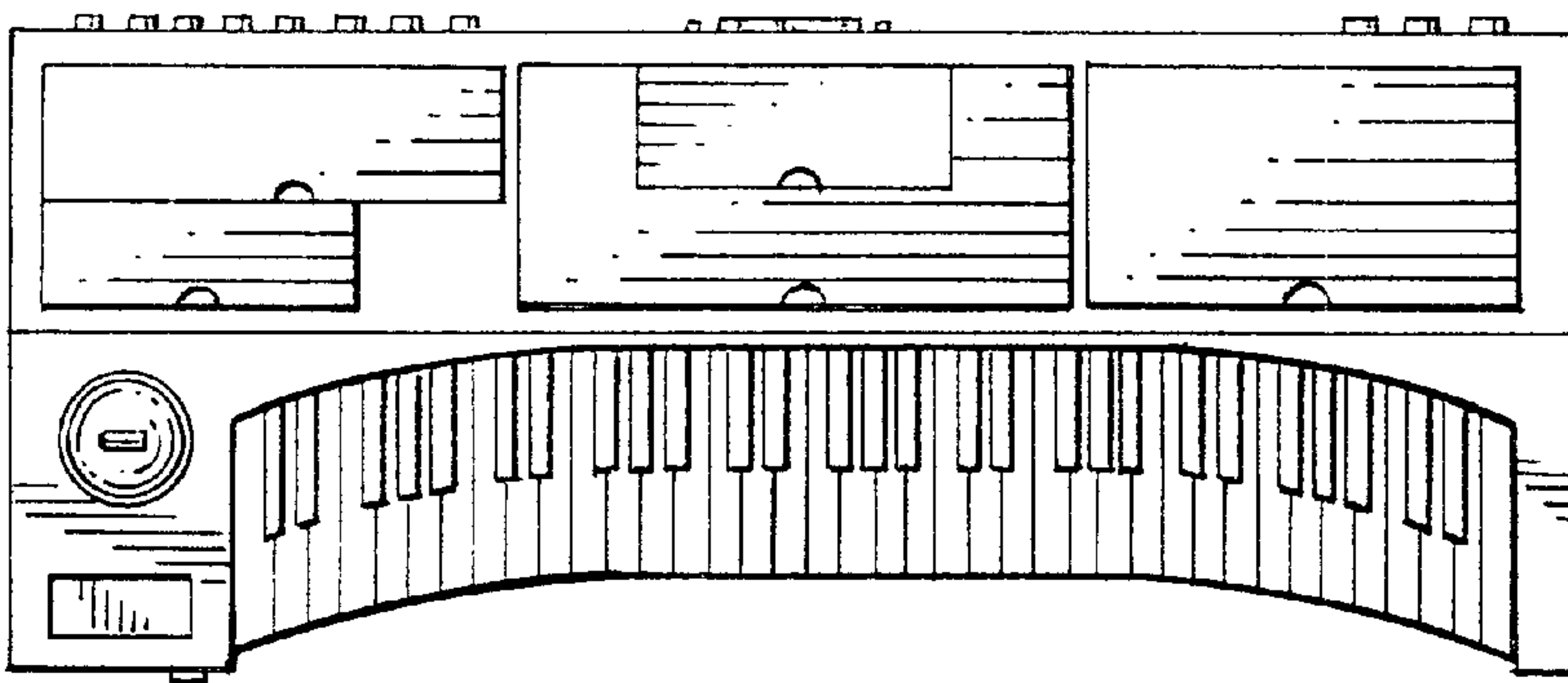


FIG. 2.

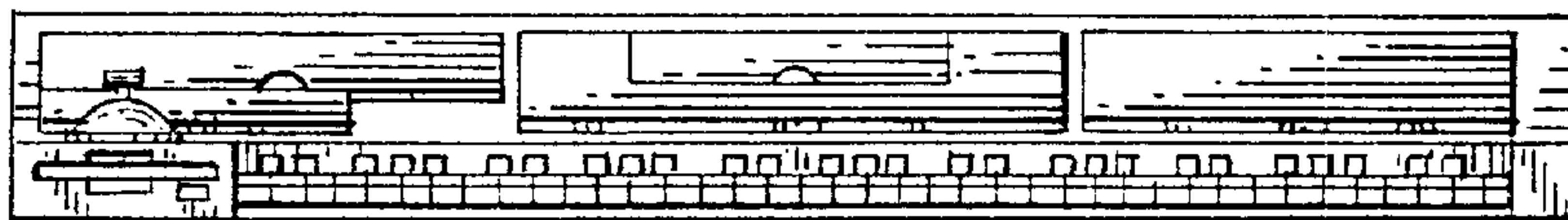


FIG. 3.

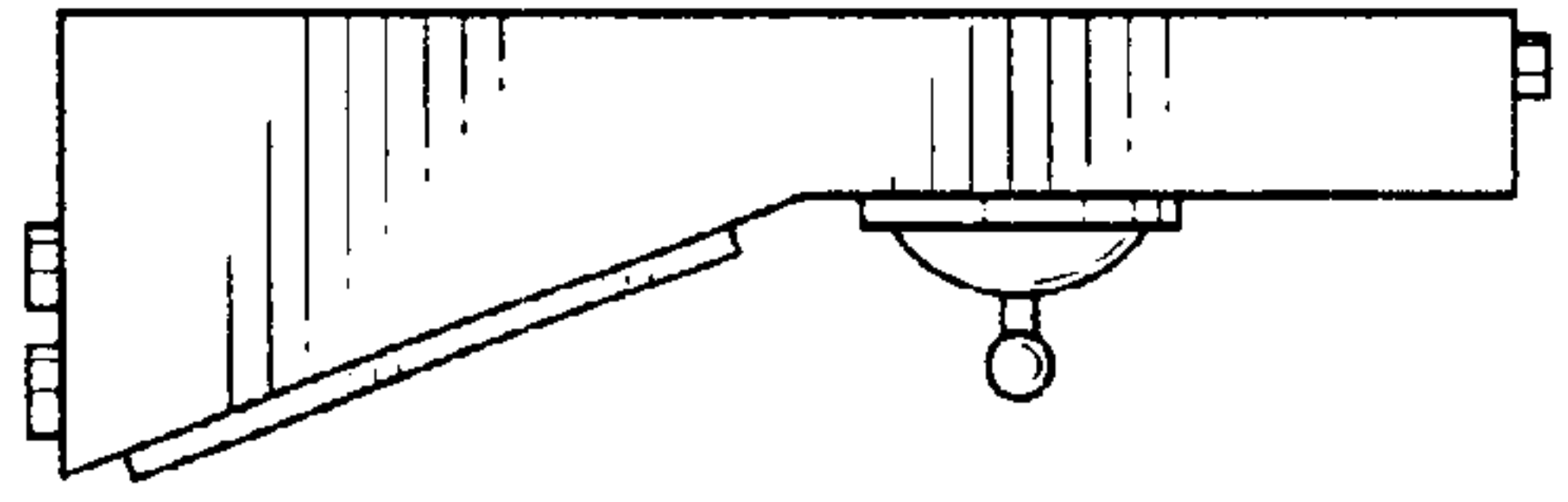


Fig. 6

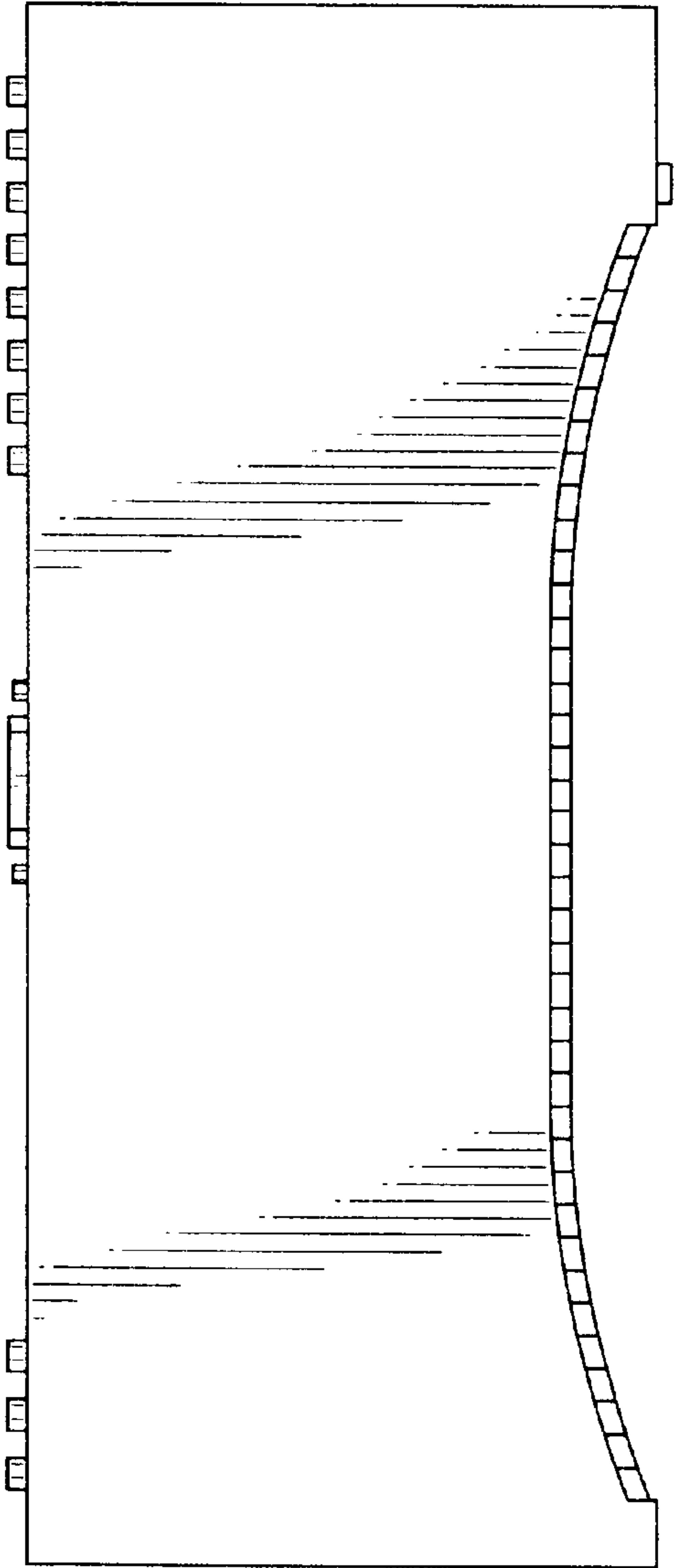


Fig. 5

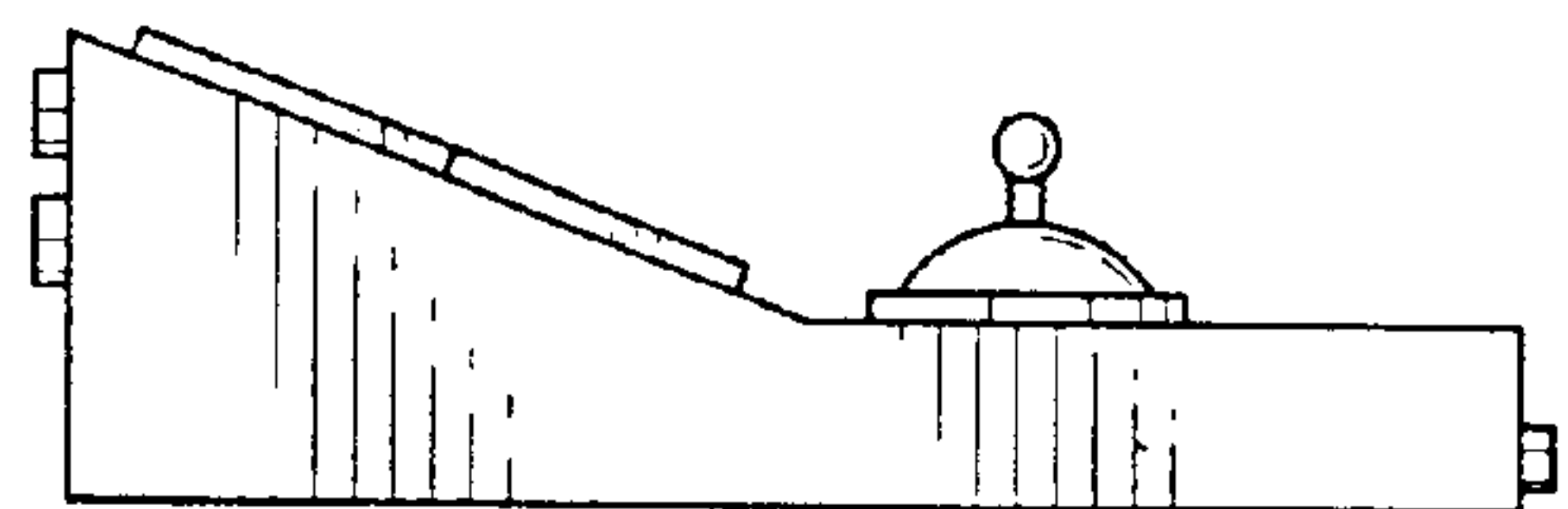


Fig. 4