



US00D460087S

(12) **United States Design Patent**
Crookes et al.

(10) **Patent No.:** **US D460,087 S**

(45) **Date of Patent:** **** Jul. 9, 2002**

(54) **TRACTOR HEADLIGHT BEZEL**

(75) Inventors: **William Edward Crookes**, Ann Arbor, MI (US); **Bengt Ake Nestell**, Pottstown, PA (US); **Rodney Keith Rowland**, Waverly; **Eric Albert Keen**, Waterloo, both of IA (US)

(73) Assignee: **Deere & Company**, Moline, IL (US)

(**) Term: **14 Years**

(21) Appl. No.: **29/143,016**

(22) Filed: **Jun. 6, 2001**

(51) **LOC (7) Cl.** **15-03**

(52) **U.S. Cl.** **D15/28**

(58) **Field of Search** D15/15, 17, 28,
D15/31, 33; 362/546, 297, 346, 485; 56/17.5,
249, 255, 295, 320.1, 320.2; 180/900, 68.1,
68.6

(56) **References Cited**

U.S. PATENT DOCUMENTS

D184,159 S	*	12/1958	Whiting et al.	D15/31
4,758,932 A	*	7/1988	Coons	362/546
5,490,574 A	*	2/1996	Ishizumi et al.	180/68
D419,164 S	*	1/2000	Heiler et al.	D15/31

OTHER PUBLICATIONS

8000/8000T Ten Series Tractors brochure. (165- to 235 -hp tractors on tires or tracks) 35 Pages.

* cited by examiner

Primary Examiner—Mitchell Siegel

(57) **CLAIM**

The ornamental design for a tractor headlight bezel, design as shown and described.

DESCRIPTION

FIG. 1 is a perspective view of the tractor headlight bezel design.

FIG. 2 is a top view of the tractor headlight bezel design of FIG. 1.

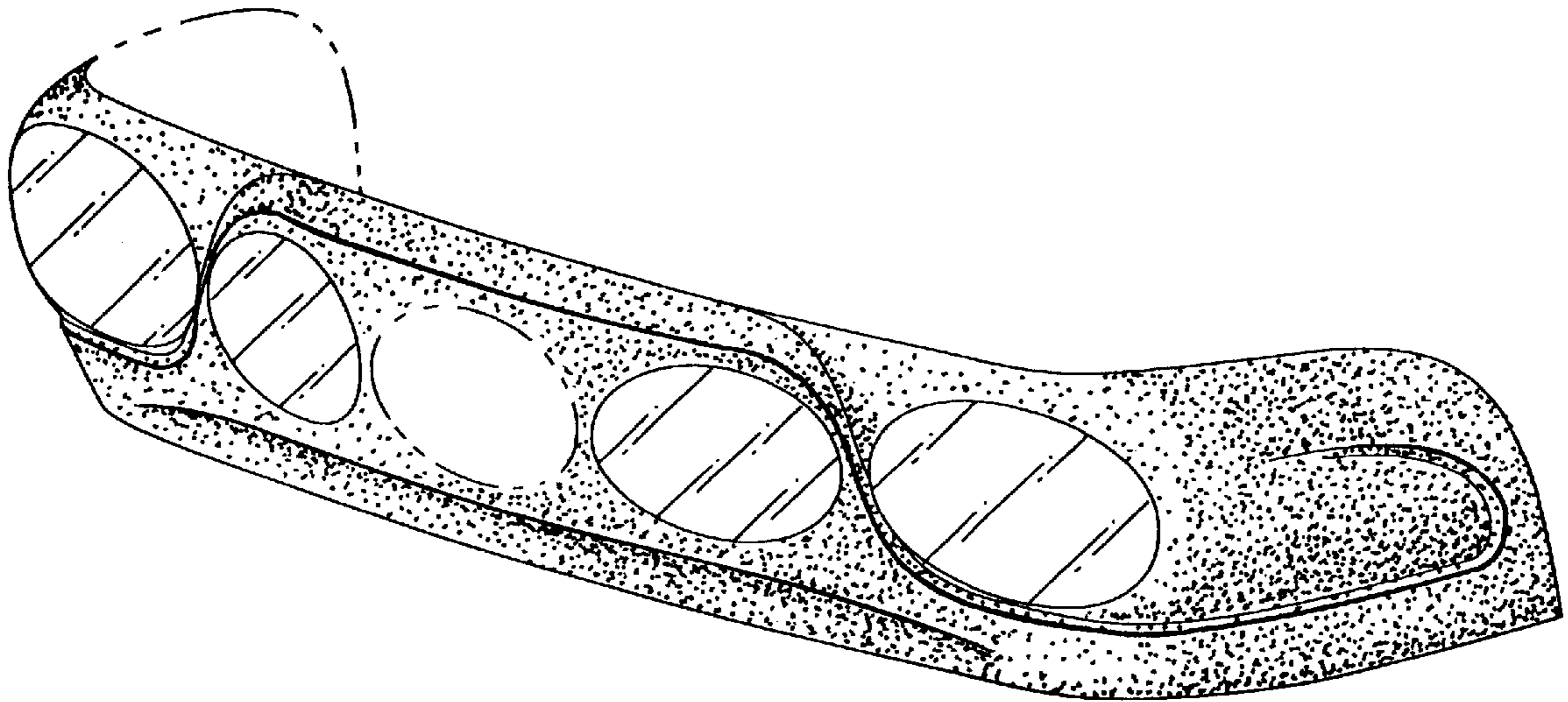
FIG. 3 is a front view of the tractor headlight bezel design of FIG. 1

FIG. 4 is a left side view of the tractor headlight bezel design of FIG. 1; and,

FIG. 5 is a right side view of the tractor headlight bezel design of FIG. 1.

The broken line showing is for illustrative purposes only and forms no part of the claimed design.

1 Claim, 2 Drawing Sheets



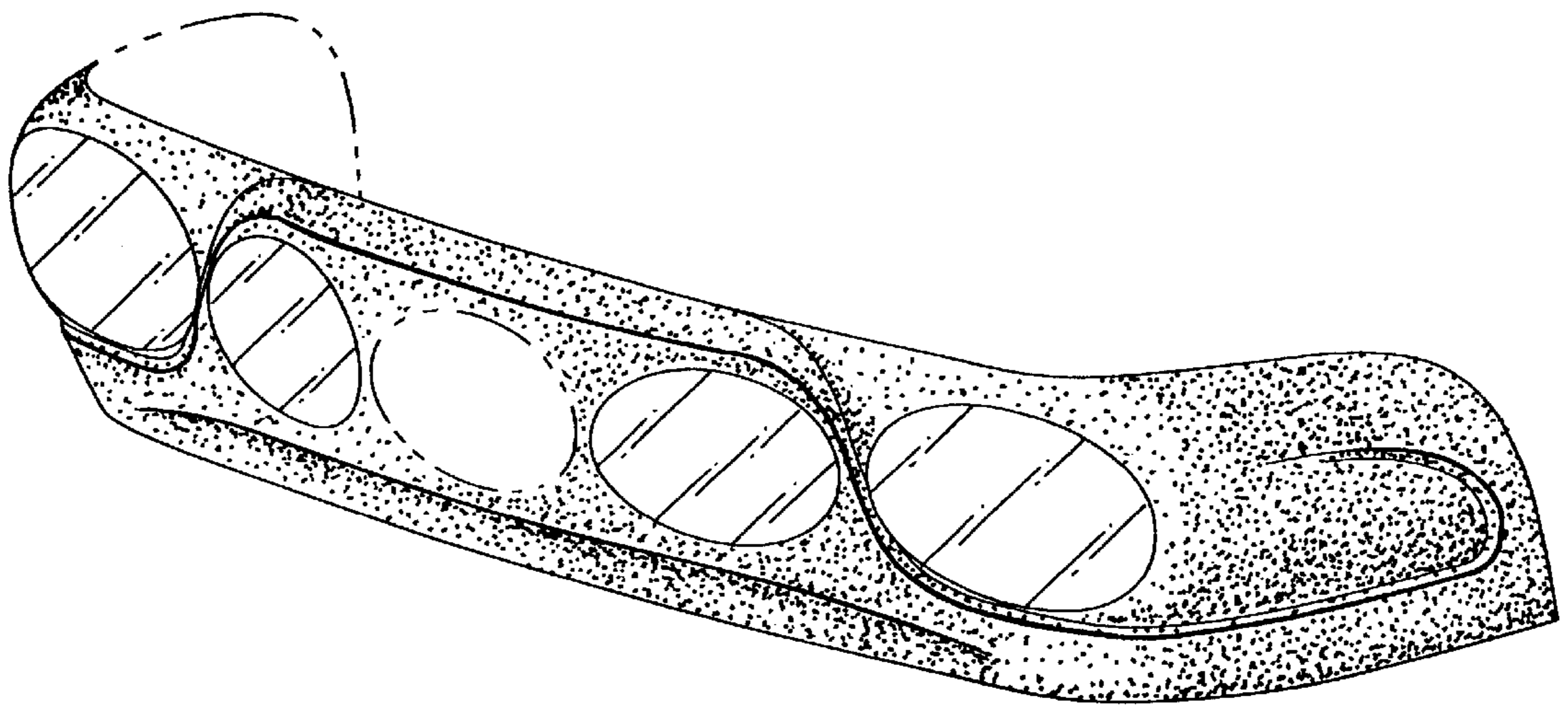


Fig. 1

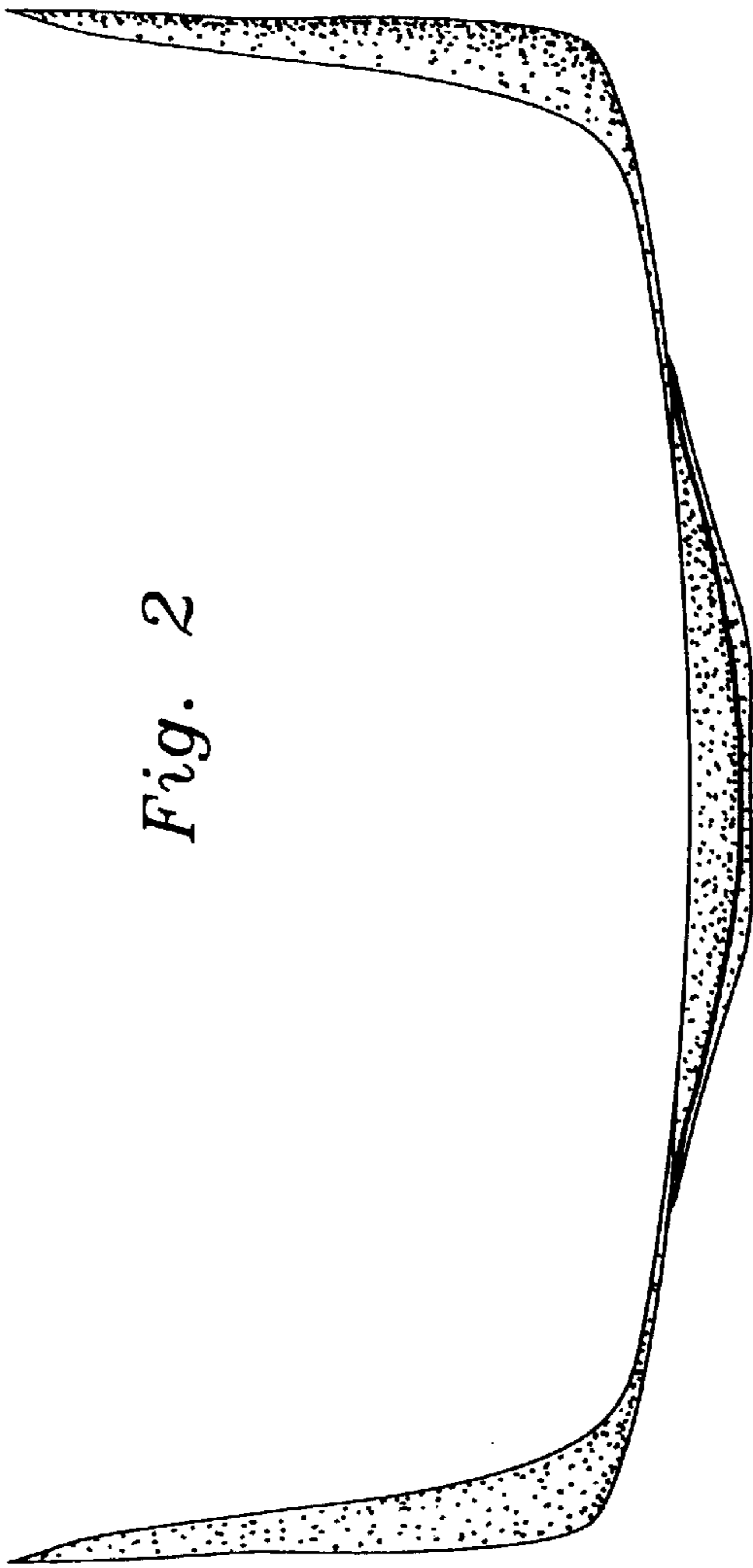


Fig. 2




Fig. 5

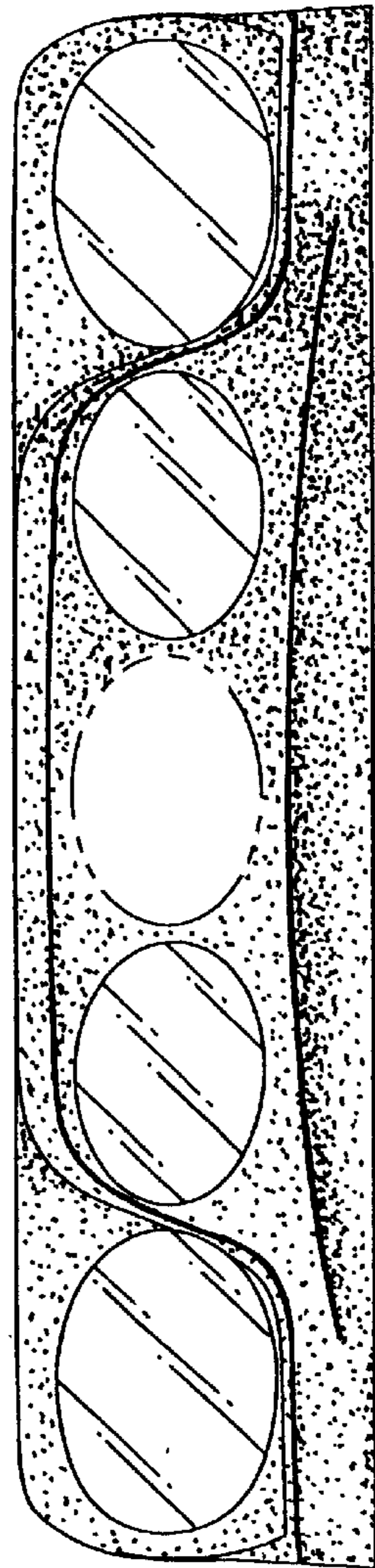


Fig. 3

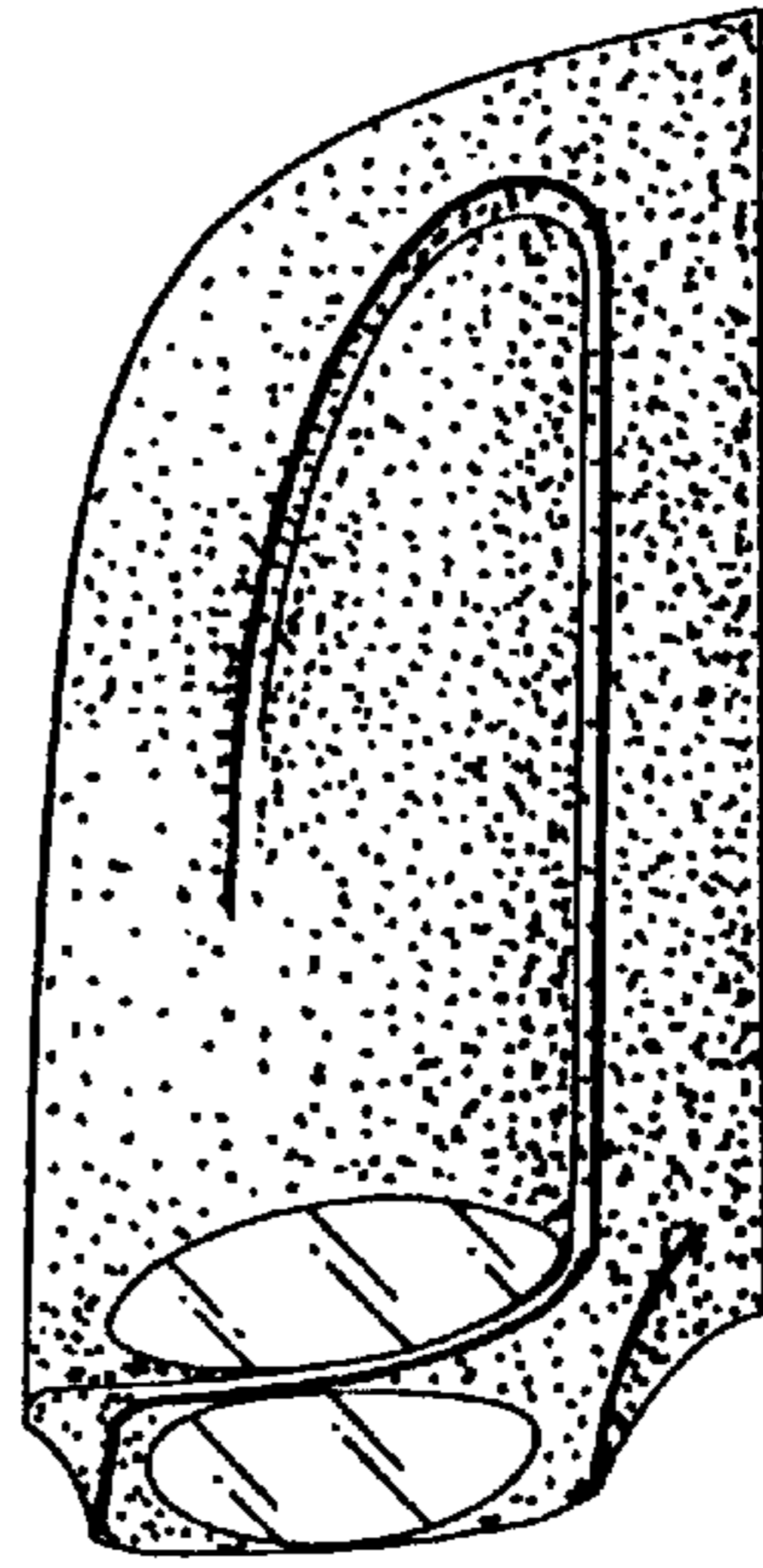


Fig. 4