



US00D460081S

(12) **United States Design Patent**
Bragato

(10) **Patent No.:** **US D460,081 S**

(45) **Date of Patent:** **** Jul. 9, 2002**

(54) **PIVOTING MOUSE PAD WRIST REST FOR COMPUTER USERS**

(76) Inventor: **Gary Bragato**, 500 Bragato Rd., San Carlos, CA (US) 94070

(**) Term: **14 Years**

(21) Appl. No.: **29/120,530**

(22) Filed: **Mar. 17, 2000**

(51) **LOC (7) Cl.** **14-02**

(52) **U.S. Cl.** **D14/460**

(58) **Field of Search** D14/460-6; D18/12;
248/118, 118.1, 118.3, 118.5, 346.01, 917-24;
400/689-93, 715; D6/601; 2/16, 162; D29/113,
120.1

(56) **References Cited**

U.S. PATENT DOCUMENTS

- 5,125,606 A * 6/1992 Cassano et al.
- D328,598 S * 8/1992 Massey
- D328,892 S * 8/1992 Miller
- 5,265,835 A * 11/1993 Nash
- D361,556 S * 8/1995 Moro et al.
- 5,562,270 A * 10/1996 Montague
- D378,210 S * 2/1997 San Gabriel
- 5,918,840 A * 7/1999 Christensen
- D414,167 S * 9/1999 Goodman
- D428,395 S * 7/2000 Jensen

* cited by examiner

Primary Examiner—M. H. Tung

(74) *Attorney, Agent, or Firm*—David E Newhouse, Esq

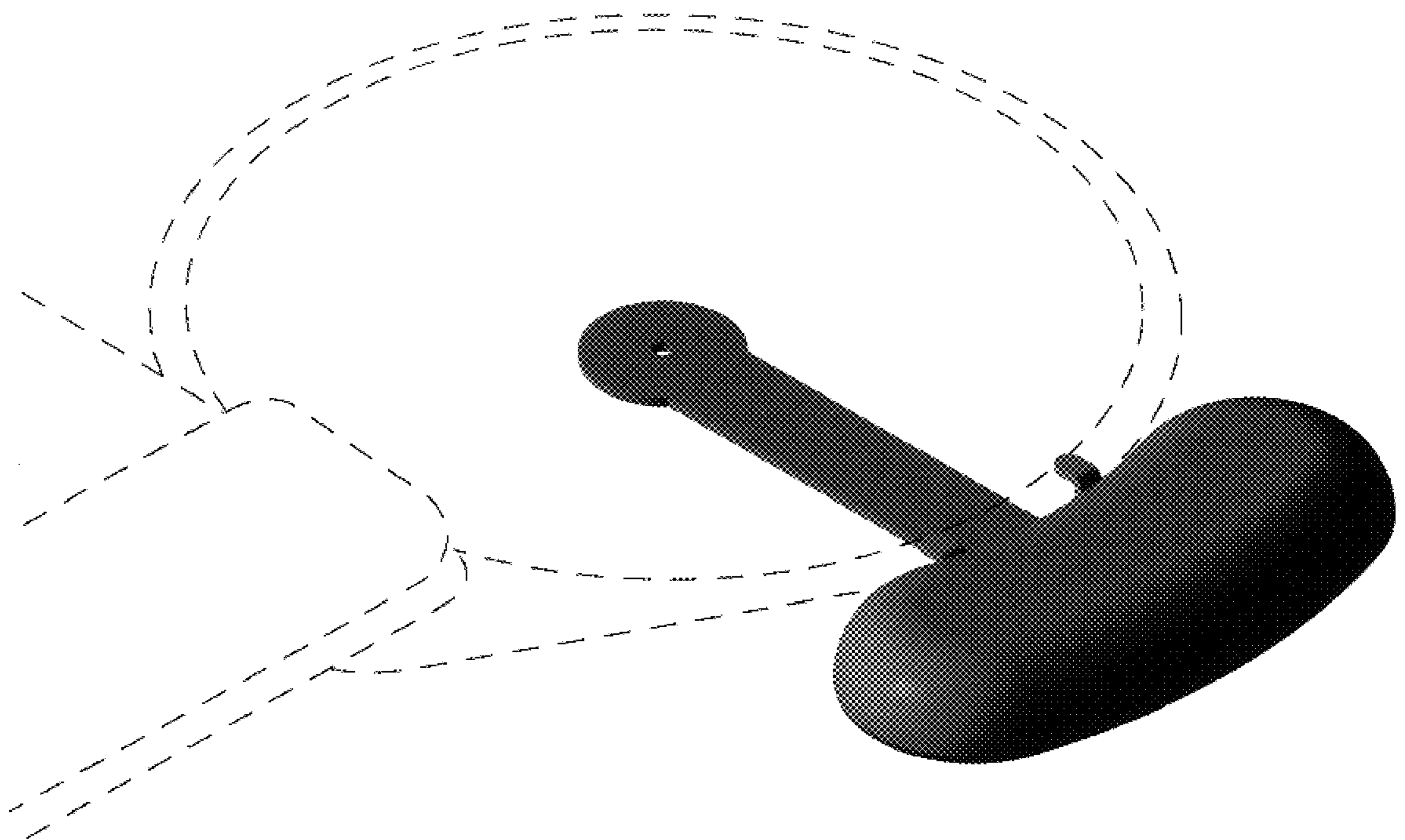
(57) **CLAIM**

The ornamental design for a pivoting mouse pad wrist rest for computer users, as shown and described.

DESCRIPTION

FIG. 1 is a top plan view of my new design for a pivoting mouse pad wrist rest for computer users;
 FIG. 2 is a rear elevational view thereof;
 FIG. 3 is a side elevational view thereof;
 FIG. 4 is a front elevational view thereof;
 FIG. 5 is a bottom plan view thereof;
 FIG. 6 is an opposite side elevational view thereof;
 FIG. 7 is a top perspective view thereof, on an enlarged scale;
 FIG. 8 is a bottom perspective view thereof, on an enlarged scale;
 FIG. 9 is a top perspective view thereof, the broken line drawings of a mouse pad and a portion of a computer keyboard are for illustrative purposes only and form no part of the claimed design; and,
 FIG. 10 is a top perspective view thereof, on a reduced scale, the broken line drawings of a mouse pad and a computer keyboard are for illustrative purposes only and form no part of the claimed design.

1 Claim, 5 Drawing Sheets






Fig. 2

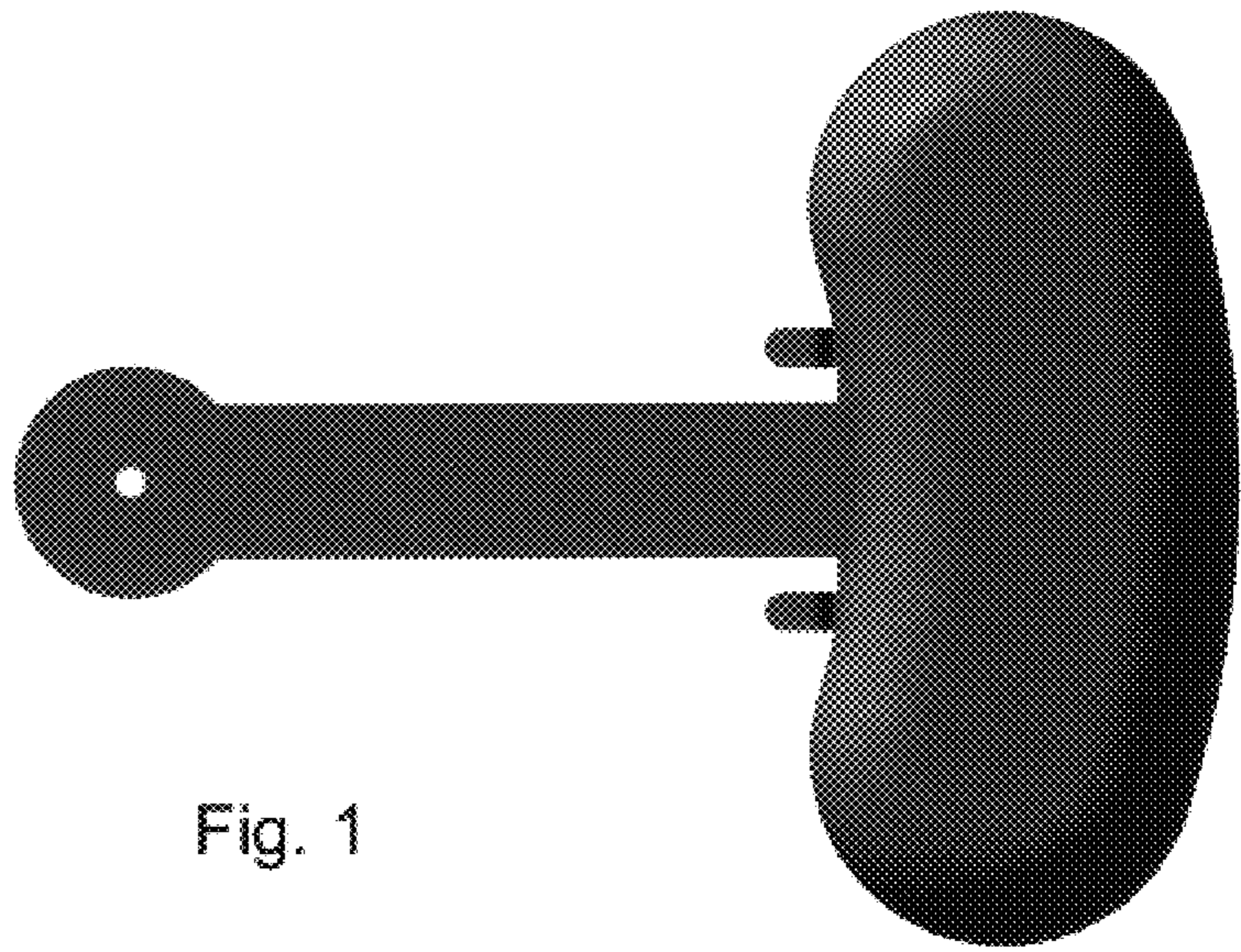


Fig. 1



Fig. 3



Fig. 6




Fig. 4




Fig. 5

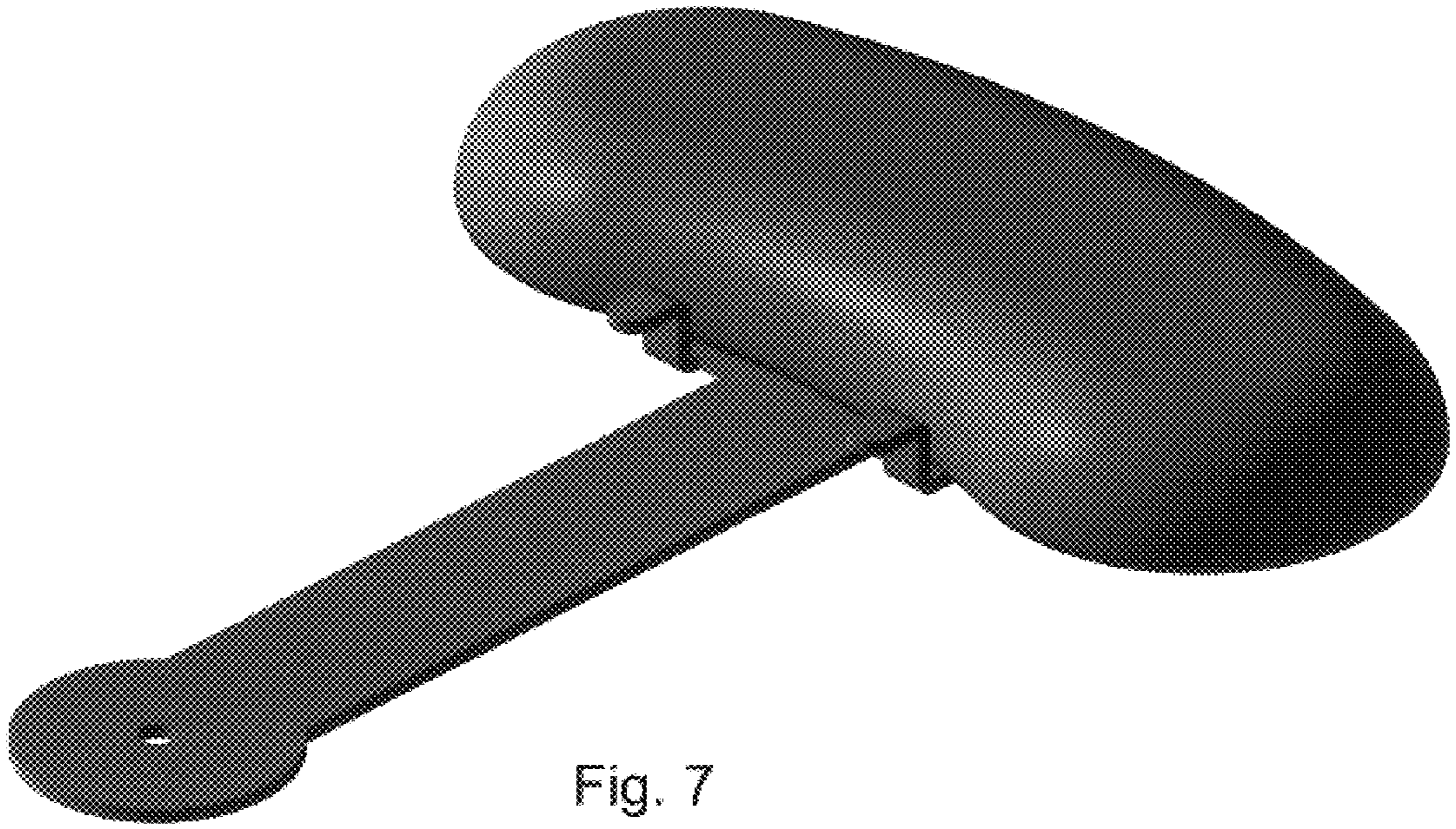


Fig. 7




Fig. 8

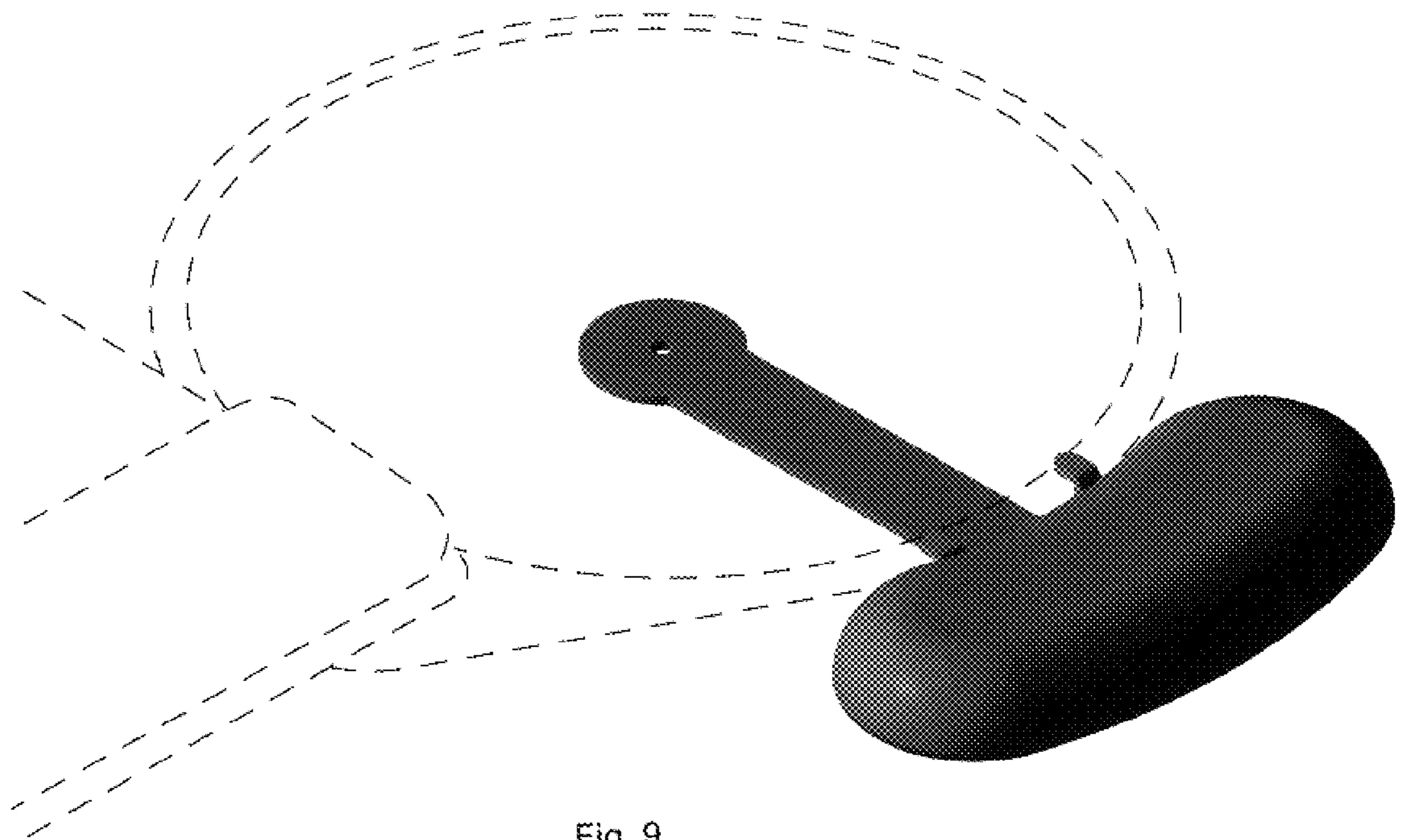


Fig. 9

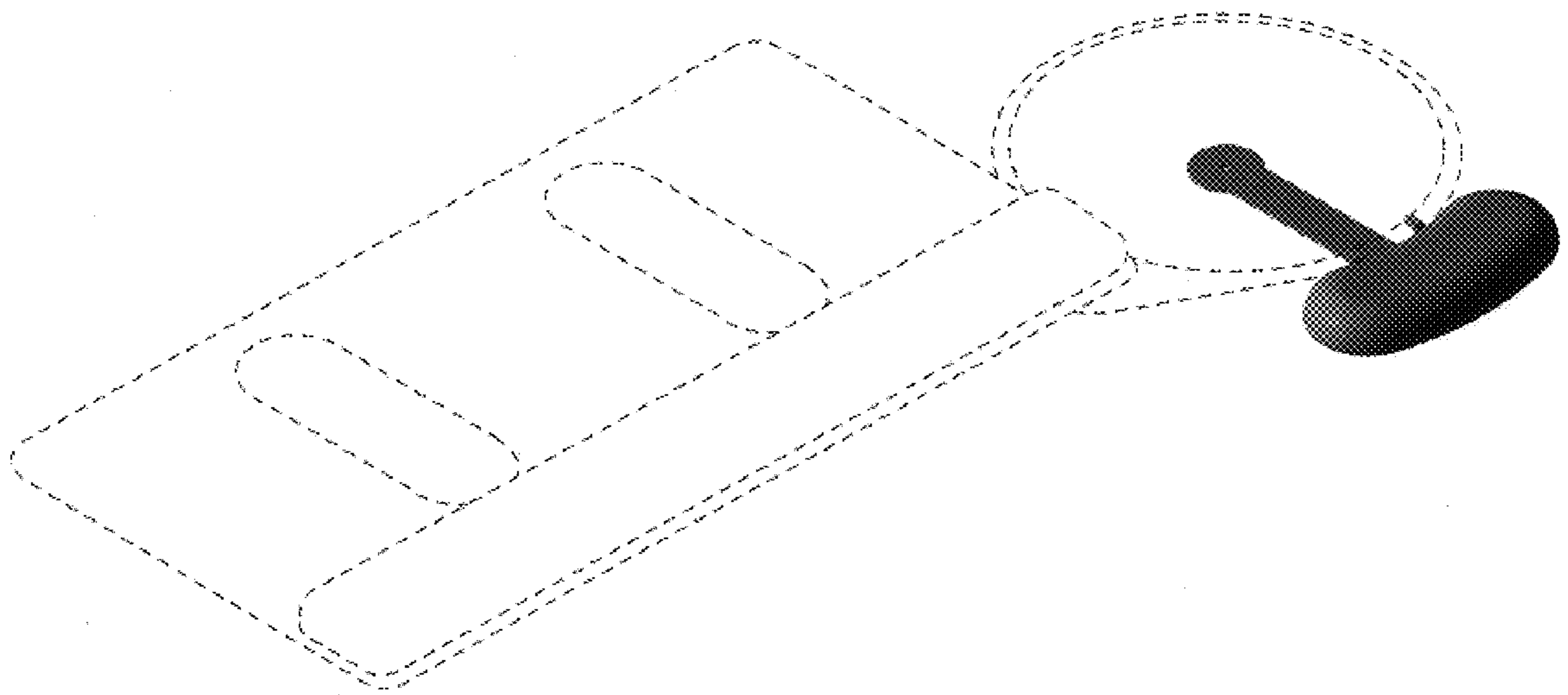


Fig. 10