



US00D460080S

(12) **United States Design Patent**
Richter

(10) **Patent No.:** **US D460,080 S**

(45) **Date of Patent:** **** Jul. 9, 2002**

(54) **PADDED ERGONOMIC SUPPORT**

(76) Inventor: **Grant Richter**, 36 Muraban Road,
Dural, New South Wales (AU), 2258

(**) Term: **14 Years**

(21) Appl. No.: **29/145,956**

(22) Filed: **Jul. 31, 2001**

(51) **LOC (7) Cl.** **14-02**

(52) **U.S. Cl.** **D14/457; D14/460**

(58) **Field of Search** D14/432, 439,
D14/448, 451, 452, 455, 457, 458, 459,
460, 461; D18/12; 248/118, 118.3, 346,
489, 917-924; 400/689-693, 715

(56) **References Cited**

U.S. PATENT DOCUMENTS

4,781,126 A	11/1988	Lochridge	
5,048,784 A	9/1991	Schwartz et al.	
5,131,614 A	7/1992	Garcia et al.	
5,240,210 A	8/1993	Honto, Jr. et al.	
5,342,005 A	8/1994	Szmanda et al.	
D361,988 S	* 9/1995	Grant D14/457
D381,222 S	7/1997	O'Sullivan et al.	
D381,530 S	7/1997	O'Sullivan et al.	
D382,419 S	8/1997	O'Sullivan et al.	
D386,015 S	11/1997	O'Sullivan et al.	
D391,415 S	3/1998	O'Sullivan et al.	

D410,453 S	6/1999	Timm	
5,918,839 A	7/1999	DuBois	
6,045,098 A	* 4/2000	Timm 248/118.1
6,119,603 A	9/2000	Lochridge	
6,264,150 B1	* 7/2001	Kolenchuk 248/118

* cited by examiner

Primary Examiner—Kay H. Chin

(74) *Attorney, Agent, or Firm*—Townsend and Townsend
and Crew LLP; Guy W. Chambers

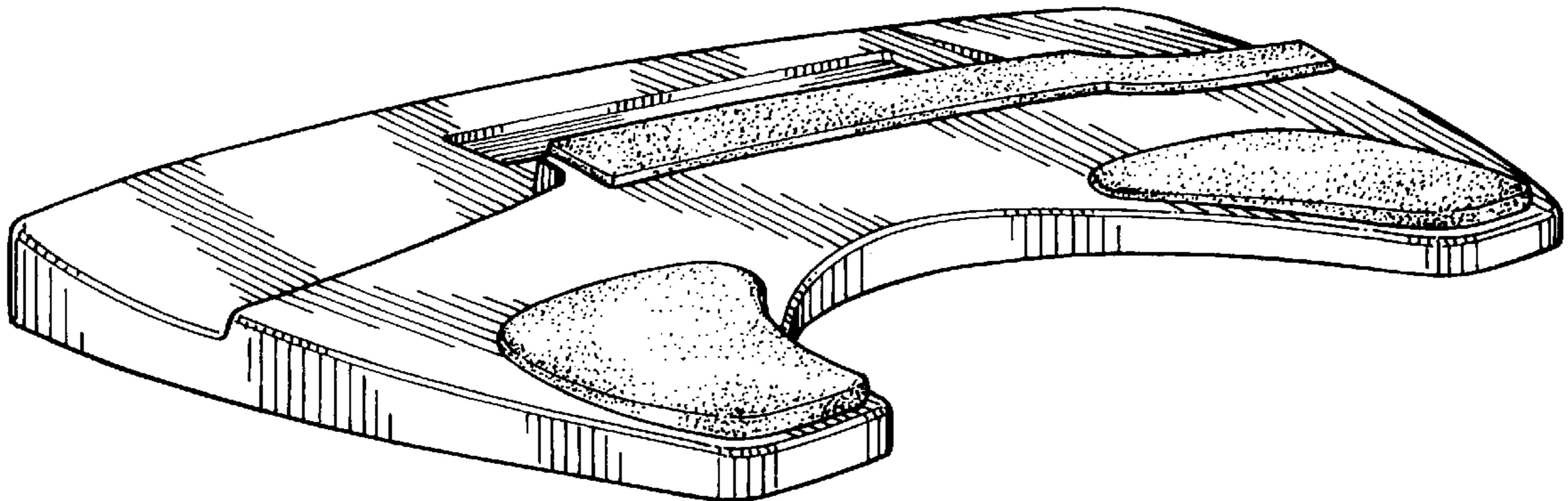
(57) **CLAIM**

The ornamental design for padded ergonomic support, as
shown and described.

DESCRIPTION

FIG. 1 is a perspective view of the padded ergonomic
support;
FIG. 2 is a top view of the padded ergonomic support;
FIG. 3 is a front elevation view of the padded ergonomic
support;
FIG. 4 is a left elevation view of the padded ergonomic
support;
FIG. 5 is a right elevation view of the padded ergonomic
support;
FIG. 6 is a rear elevation view of the padded ergonomic
support; and,
FIG. 7 is an bottom view of the padded ergonomic support.

1 Claim, 2 Drawing Sheets



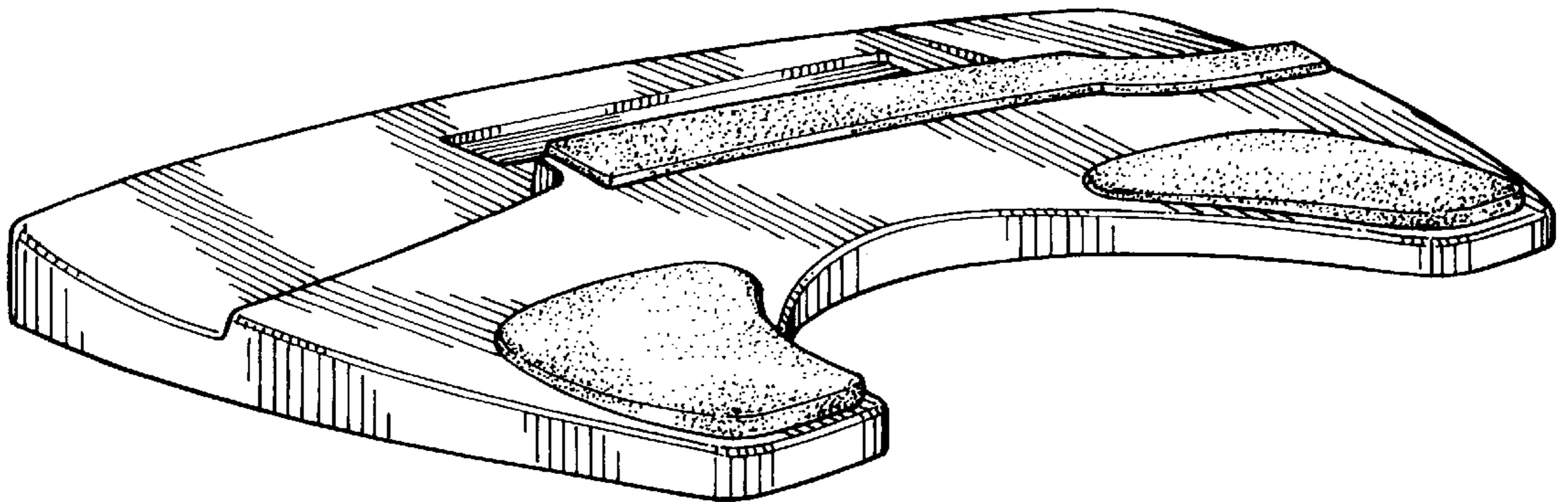


FIG. 1

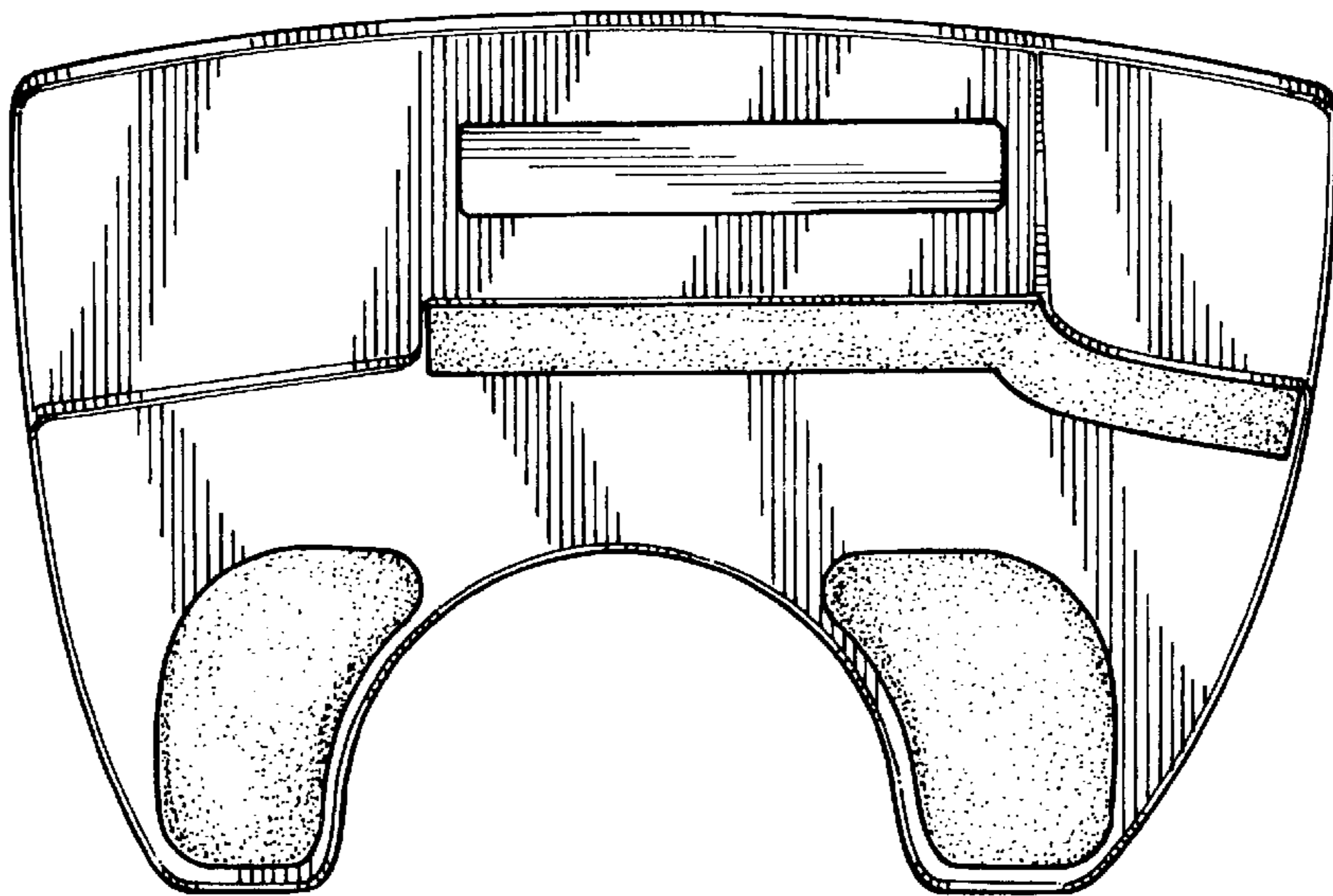


FIG. 2




FIG. 3




FIG. 4

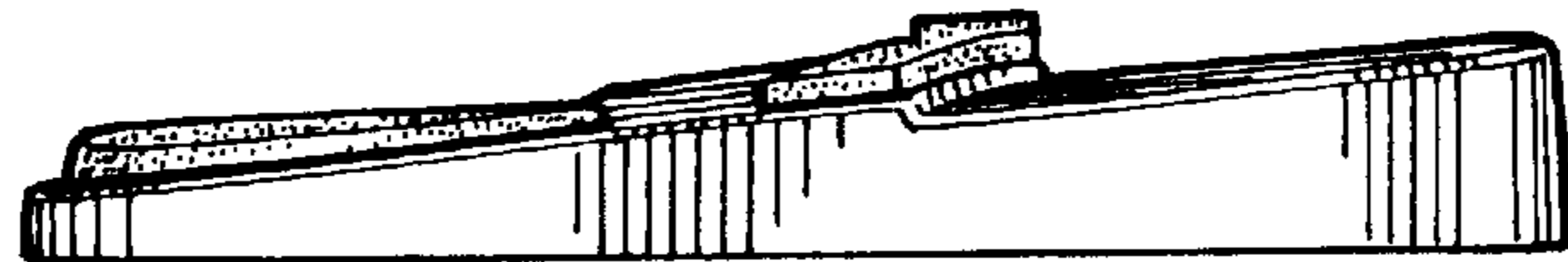


FIG. 5

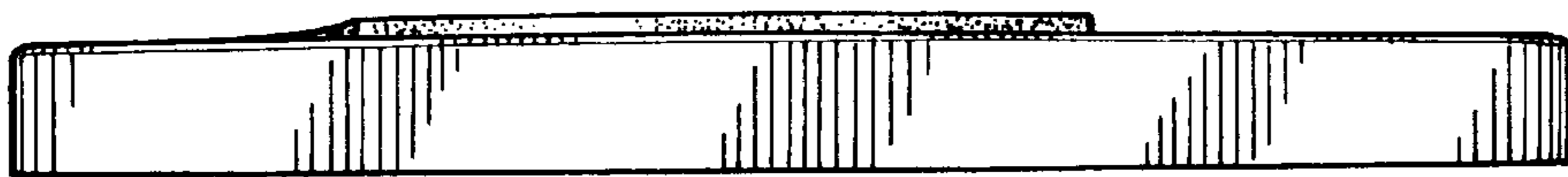


FIG. 6

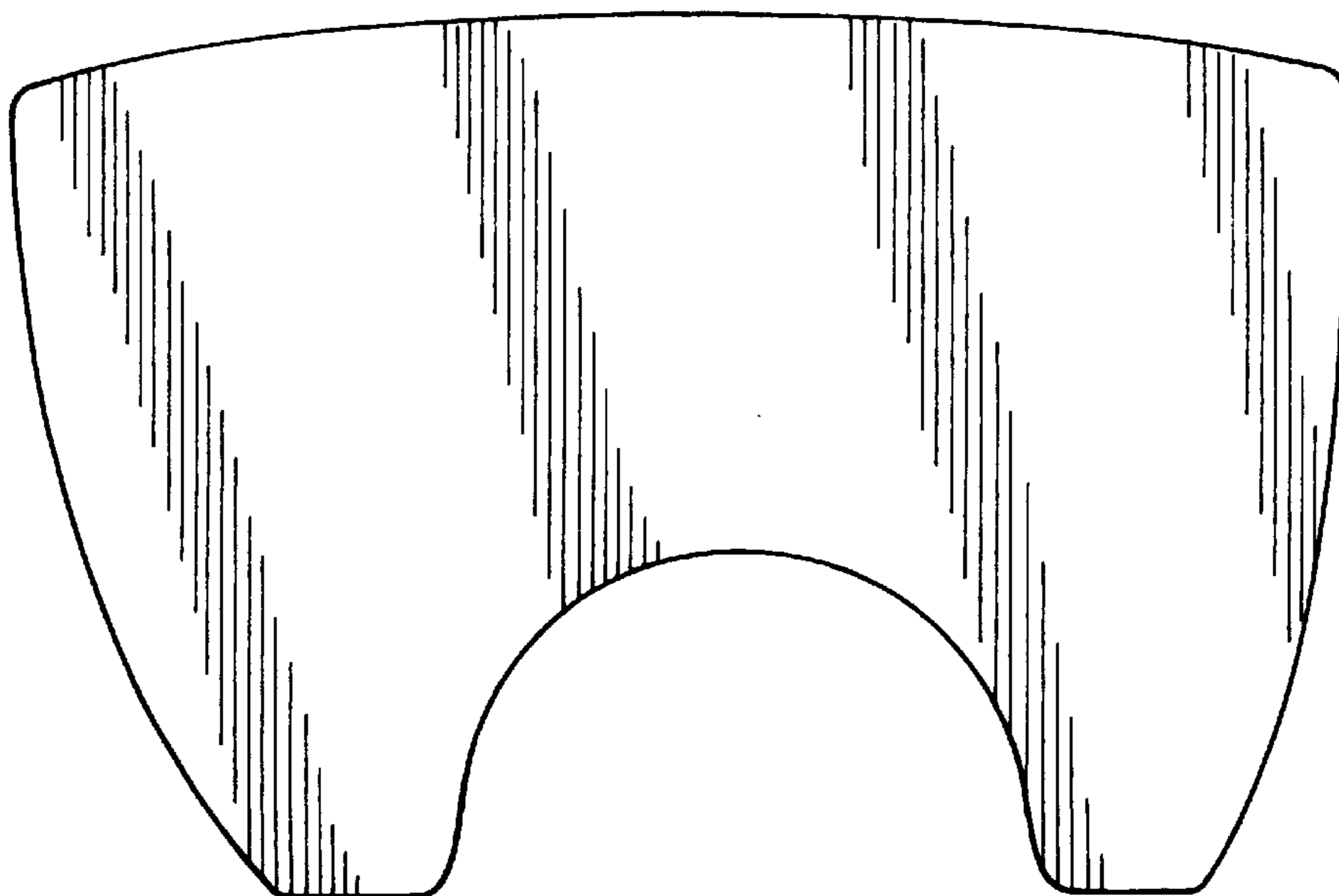


FIG. 7