



US00D460071S

(12) **United States Design Patent**
Sheehan et al.

(10) **Patent No.:** **US D460,071 S**

(45) **Date of Patent:** **** Jul. 9, 2002**

(54) **MOUSE WITH SIDE GAP**

D340,924 S * 11/1993 Tso D14/407

(75) Inventors: **Peter Sheehan**, Dublin; **Cathal Loughnane**, Tipperary County, both of (IE)

* cited by examiner

Primary Examiner—Kay H. Chin
(74) *Attorney, Agent, or Firm*—Townsend and Townsend and Crew LLP

(73) Assignee: **Logitech Europe S.A.** (CH)

(**) Term: **14 Years**

(57) **CLAIM**

(21) Appl. No.: **29/137,944**

The ornamental design for mouse with side gap, as shown and described.

(22) Filed: **Mar. 1, 2001**

DESCRIPTION

(51) **LOC (7) Cl.** **14-02**

FIG. 1 is a perspective view of a mouse with side gap showing our new design;

(52) **U.S. Cl.** **D14/402; D14/407**

FIG. 2 is a top plan view thereof;

(58) **Field of Search** D14/402-410;
345/156-167; 200/5 R, 5 A, 6 R, 6 A;
273/148 B; 74/471 XY; 463/36, 37, 38

FIG. 3 is a right side elevational view, the left side elevational view being a mirror image thereof;

FIG. 4 is a front elevational view thereof;

FIG. 5 is a rear elevational view thereof; and,

FIG. 6 is a bottom plan view thereof.

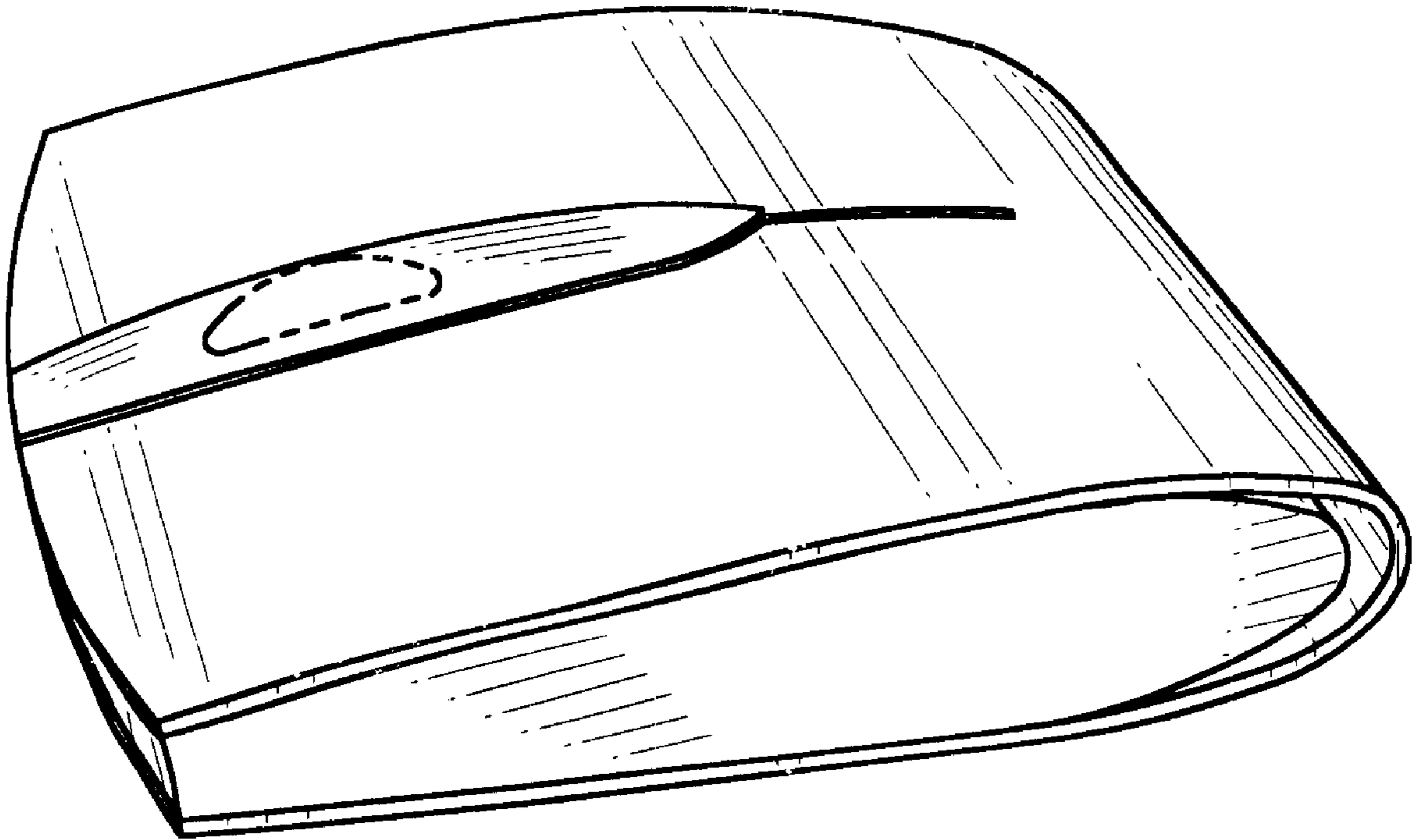
(56) **References Cited**

U.S. PATENT DOCUMENTS

Phantom lining, where utilized, is for illustrative purposes only, and is not intended to limit the claimed component design to the features shown in phantom.

D336,900 S * 6/1993 Pfeifer D14/407
D340,923 S * 11/1993 Tso D14/407

1 Claim, 2 Drawing Sheets






FIG. 1

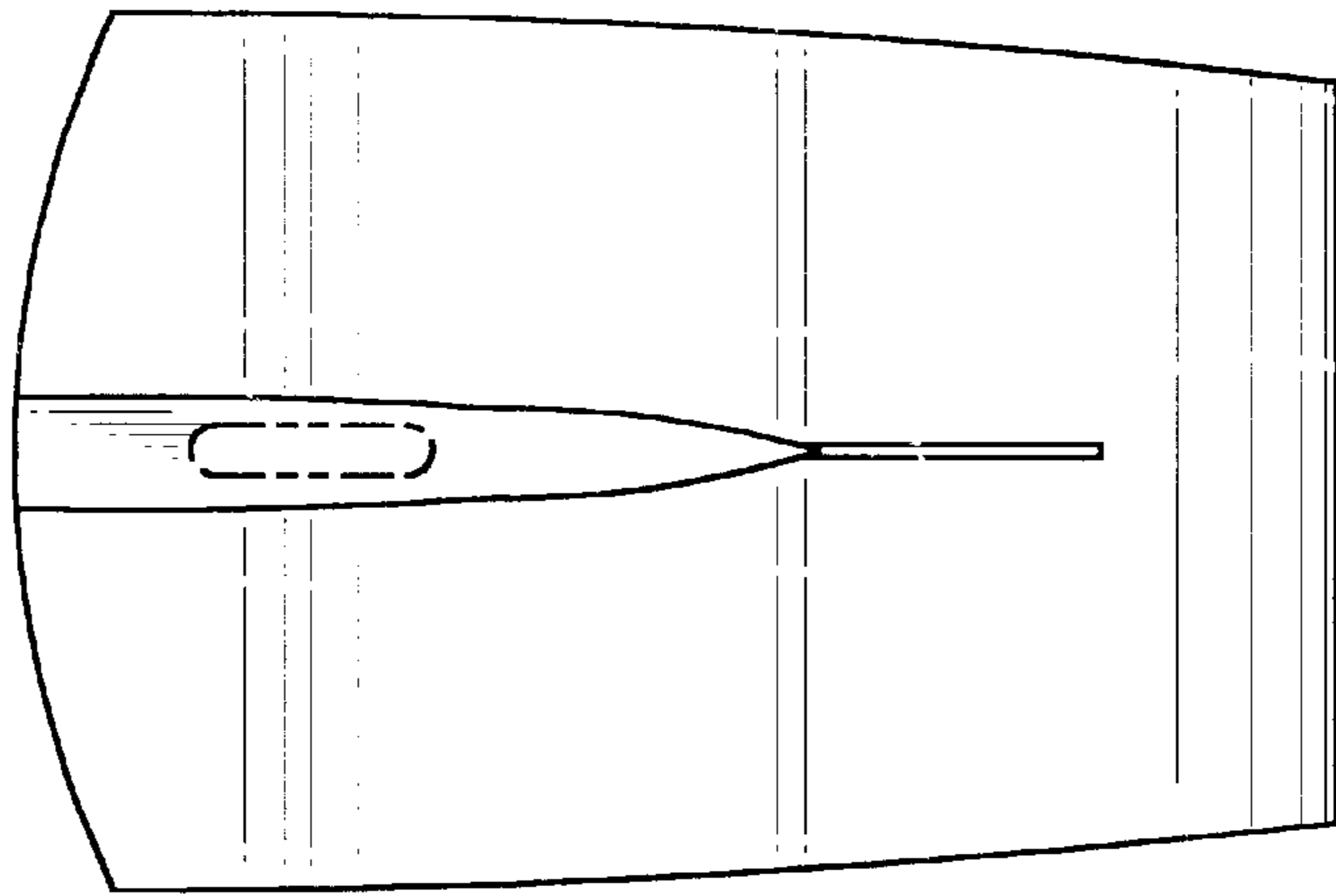


FIG. 2




FIG. 3

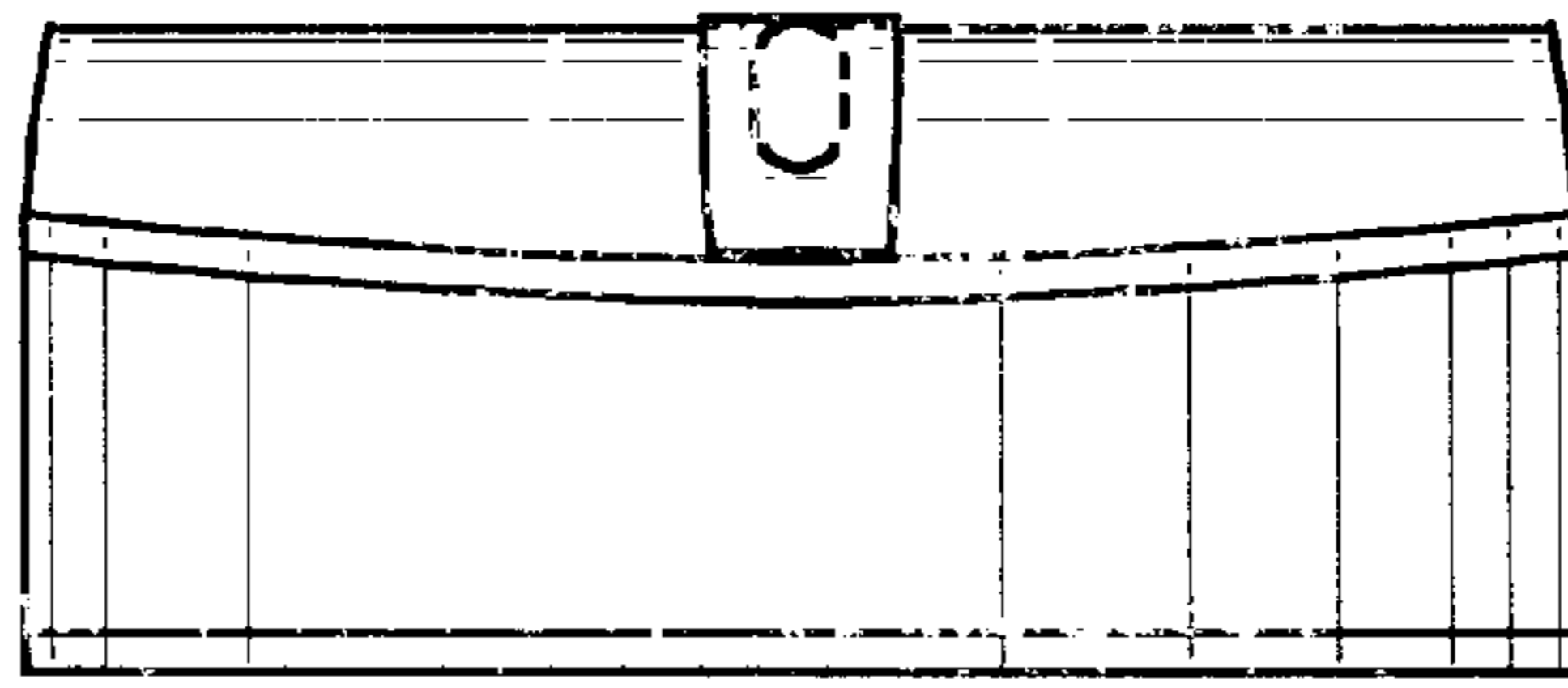


FIG. 4

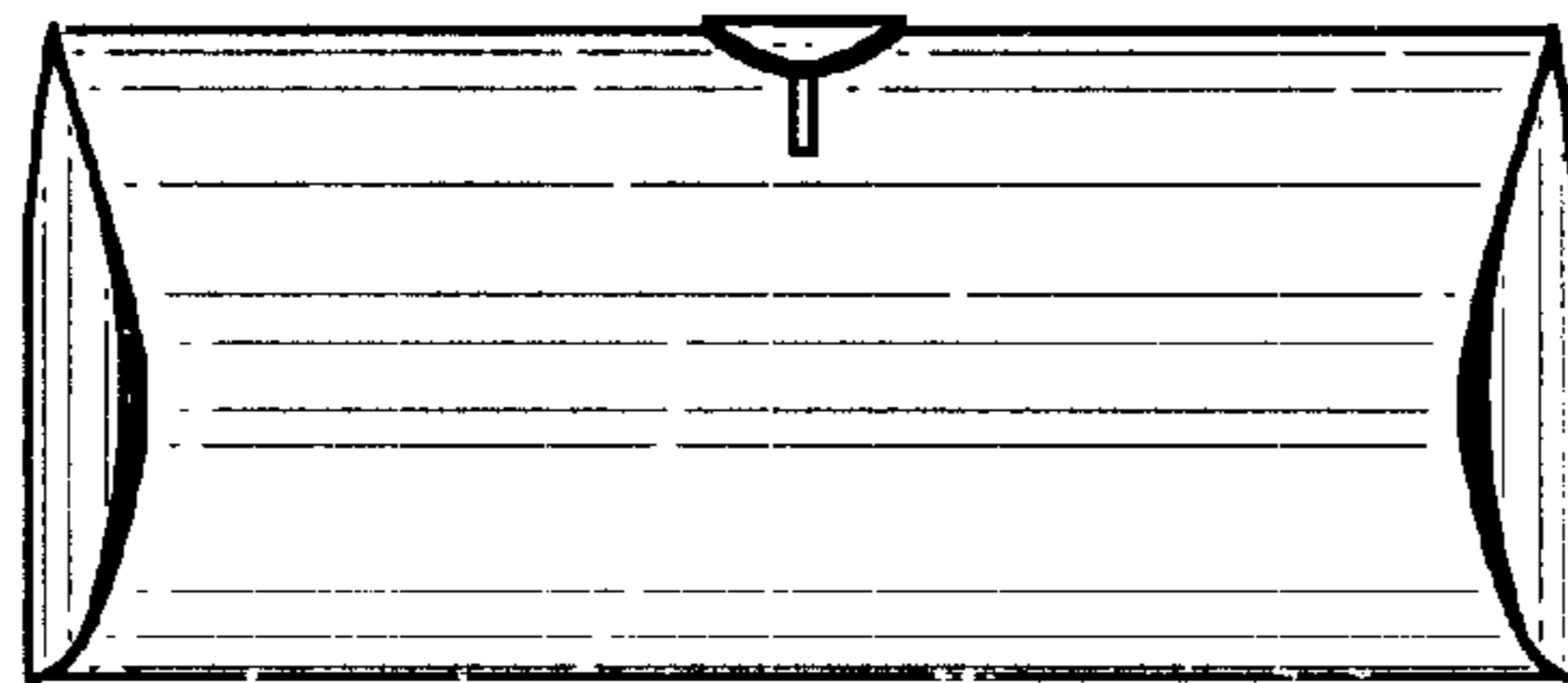


FIG. 5




FIG. 6