



US00D460069S

(12) **United States Design Patent**  
**Greenhalgh et al.**

(10) **Patent No.:** **US D460,069 S**

(45) **Date of Patent:** **\*\* Jul. 9, 2002**

(54) **STORAGE DEVICE**

(75) Inventors: **David Greenhalgh**, Roy; **Spencer Stout**, Layton; **Paul Kunz**; **Scott Thomas**, both of Ogden; **Ryan Osterhout**; **Allen Bracken**, both of Layton, all of UT (US); **Mark Ciesko**, San Francisco, CA (US); **Dominic D'Andrea**, San Francisco, CA (US); **Jeanette Numbers**, San Francisco, CA (US)

(73) Assignee: **Iomega Corporation**, Roy, UT (US)

(\*\*) Term: **14 Years**

(21) Appl. No.: **29/141,830**

(22) Filed: **May 14, 2001**

**Related U.S. Application Data**

(63) Continuation-in-part of application No. 29/135,062, filed on Jan. 4, 2001.

(51) **LOC (7) Cl.** ..... **14-02**

(52) **U.S. Cl.** ..... **D14/368**

(58) **Field of Search** ..... D14/356, 361, D14/362, 363, 368, 369; D13/162, 184, 199; 312/223.1-223.3, 194; 360/99.01-99.12; 361/680-686, 690-696; 369/34, 36

(56) **References Cited**

**U.S. PATENT DOCUMENTS**

D346,593 S \* 5/1994 Mizusugi et al. .... D14/368  
D359,852 S \* 7/1995 Wicks ..... D14/368  
D422,574 S \* 4/2000 Fujii et al. .... D04/368

\* cited by examiner

*Primary Examiner*—Freda Nunn

(74) *Attorney, Agent, or Firm*—Parsons Behle & Latimer

(57) **CLAIM**

The ornamental design for a storage device, as shown and described.

**DESCRIPTION**

FIG. 1 is a perspective view of a storage device showing a preferred embodiment of our design, which preferred embodiment is also shown in FIGS. 2-7;

FIG. 2 is a top view;

FIG. 3 is a bottom view;

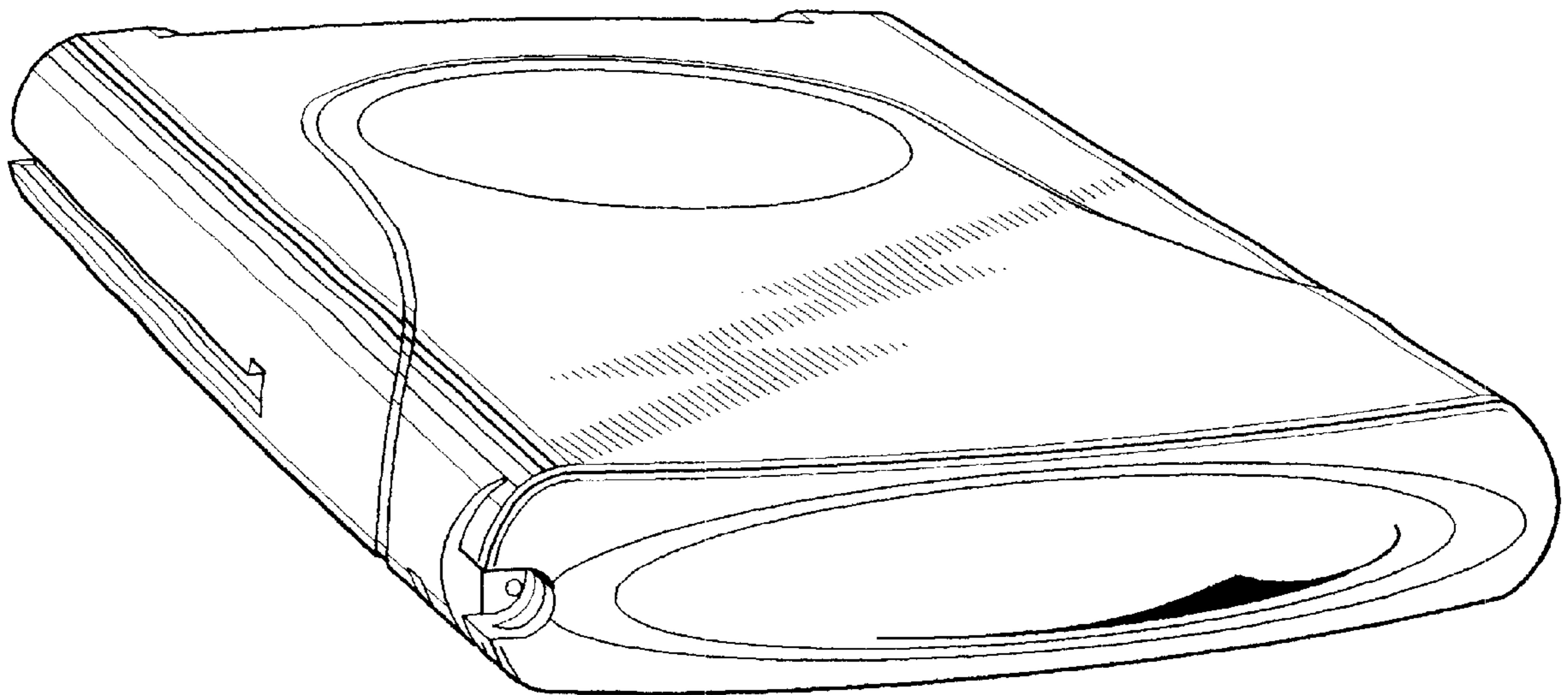
FIG. 4 is a side view;

FIG. 5 is another side view;

FIG. 6 is a front view; and,

FIG. 7 is a rear view.

**1 Claim, 3 Drawing Sheets**



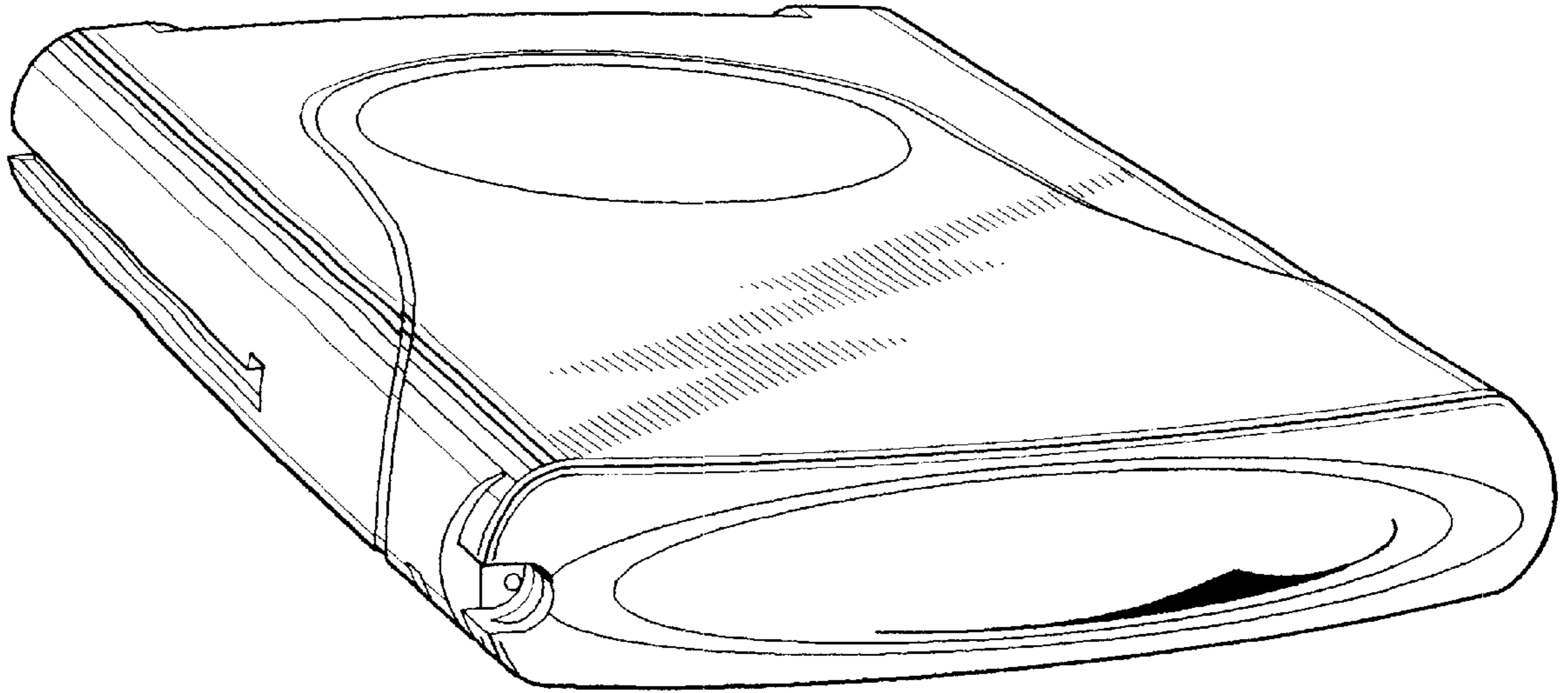


FIG. 1

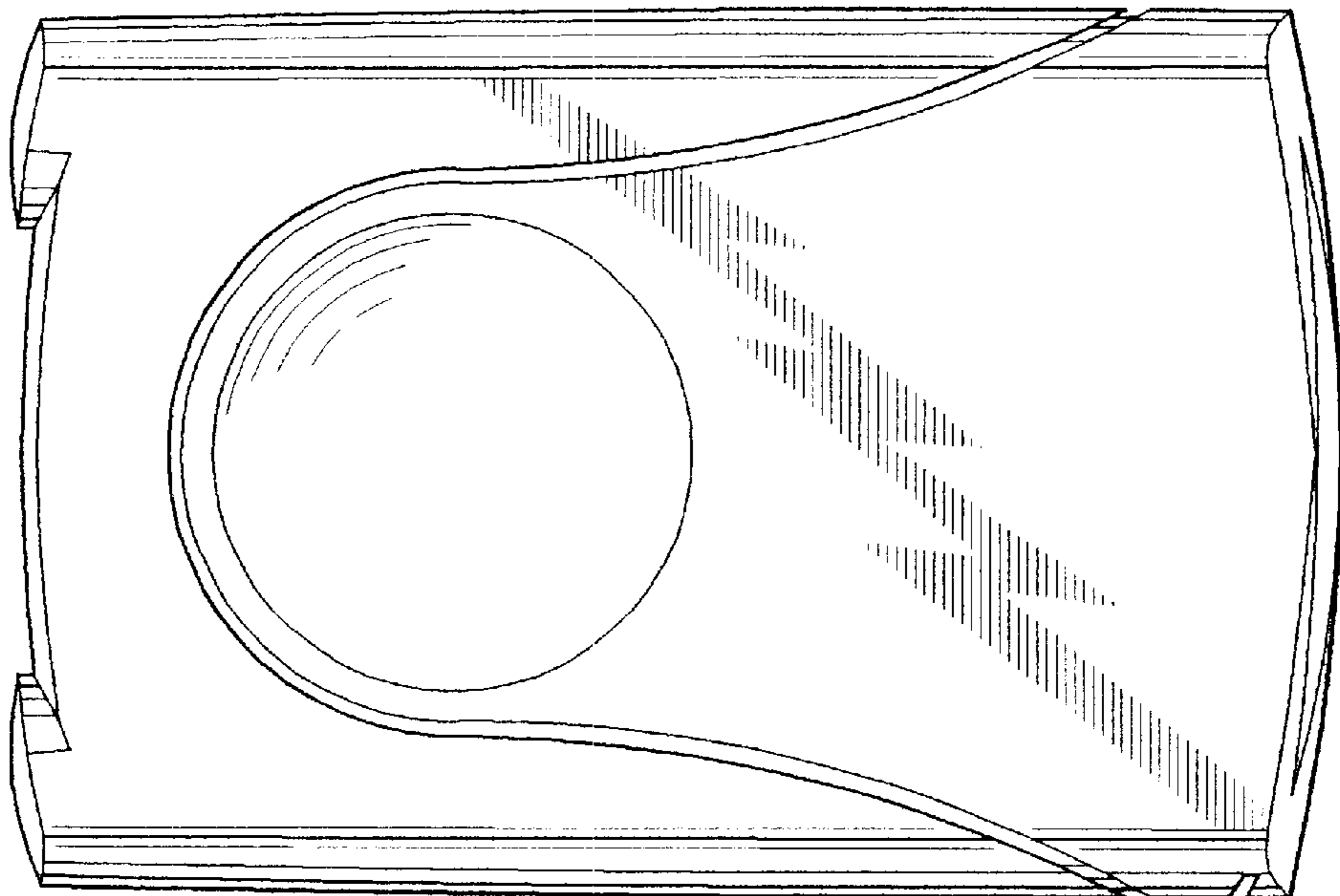


FIG. 2

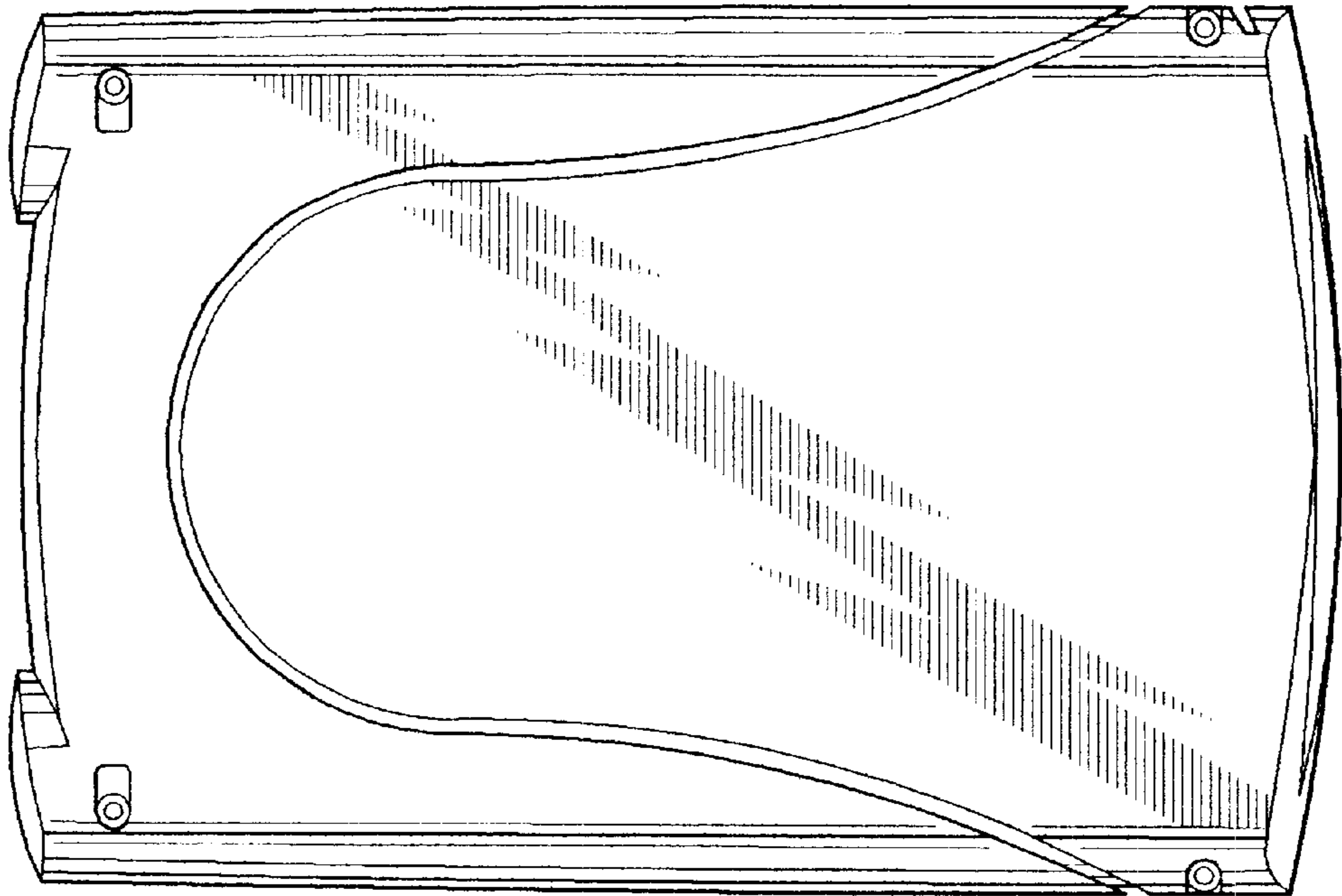


FIG. 3




FIG. 4




FIG. 5

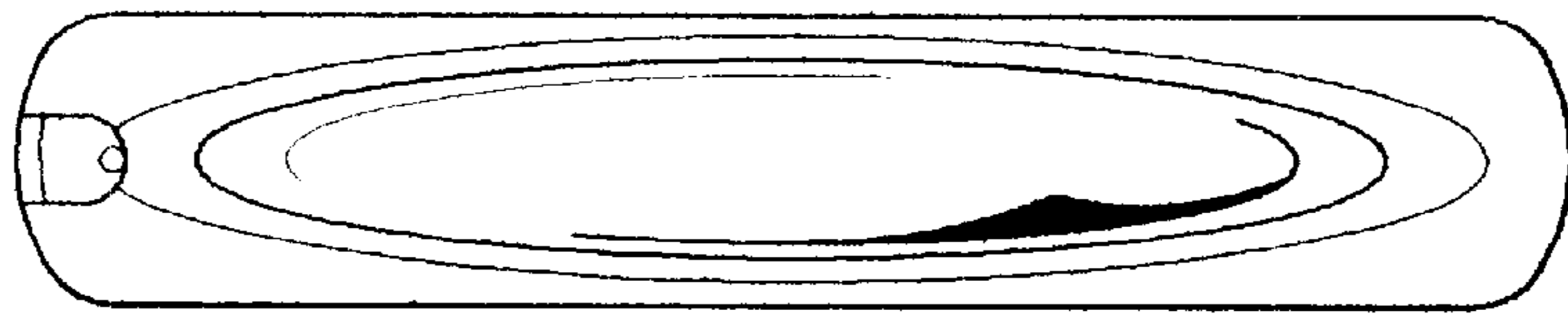


FIG. 6

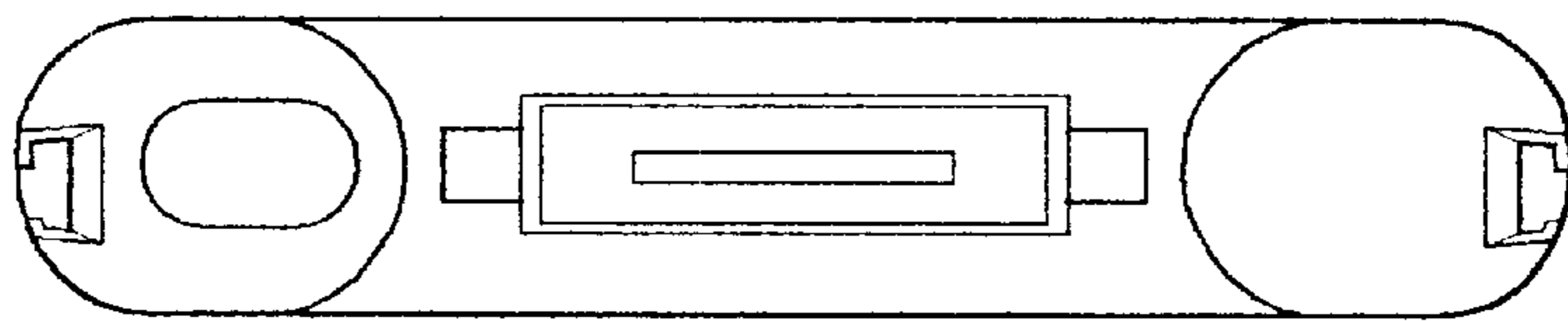


FIG. 7