



US00D460063S

(12) **United States Design Patent**
Oikawa et al.

(10) **Patent No.:** **US D460,063 S**

(45) **Date of Patent:** **** Jul. 9, 2002**

(54) **COMBINED DISC PLAYER AND AMPLIFIER**

(75) Inventors: **Yuji Oikawa; Toshiyuki Hisatsune,**
both of Tokyo (JP)

(73) Assignee: **Sony Corporation,** Tokyo (JP)

(**) Term: **14 Years**

(21) Appl. No.: **29/143,078**

(22) Filed: **Jun. 8, 2001**

(51) **LOC (7) Cl.** **14-01**

(52) **U.S. Cl.** **D14/168; D14/156; D14/188**

(58) **Field of Search** **D14/135-136,**
D14/156-157, 160-165, 167-168, 188,
193-198; 369/75.1, 75.2, 77.1, 77.2; 455/344,
347-351

(56) **References Cited**

U.S. PATENT DOCUMENTS

D372,711 S	*	8/1996	Hyougo	D14/135
D383,461 S	*	9/1997	Ito et al.	D14/188
5,848,042 A	*	12/1998	Takahashi et al.	369/75.1
D416,554 S	*	11/1999	Sakamoto et al.	D14/136
D420,350 S	*	2/2000	Matsuzaka	D14/135
D431,542 S		10/2000	Takahashi		
D432,111 S		10/2000	Takahashi		
D439,228 S		3/2001	Tsuge		

* cited by examiner

Primary Examiner—Nanda Bondade

(74) *Attorney, Agent, or Firm*—Rader, Fishman & Grauer, PLLC

(57) **CLAIM**

The ornamental design for a combined disc player and amplifier, as shown and described.

DESCRIPTION

FIG. 1 is a front elevational view of a combined disc player and amplifier showing our new design;

FIG. 2 is a rear elevational view thereof;

FIG. 3 is a right side elevational view thereof;

FIG. 4 is a left side elevational view thereof;

FIG. 5 is a top plan view thereof; and

FIG. 6 is a bottom plan view thereof.

FIG. 7 is a front elevational view of another embodiment of a combined disc player and amplifier showing our new design;

FIG. 8 is a rear elevational view thereof;

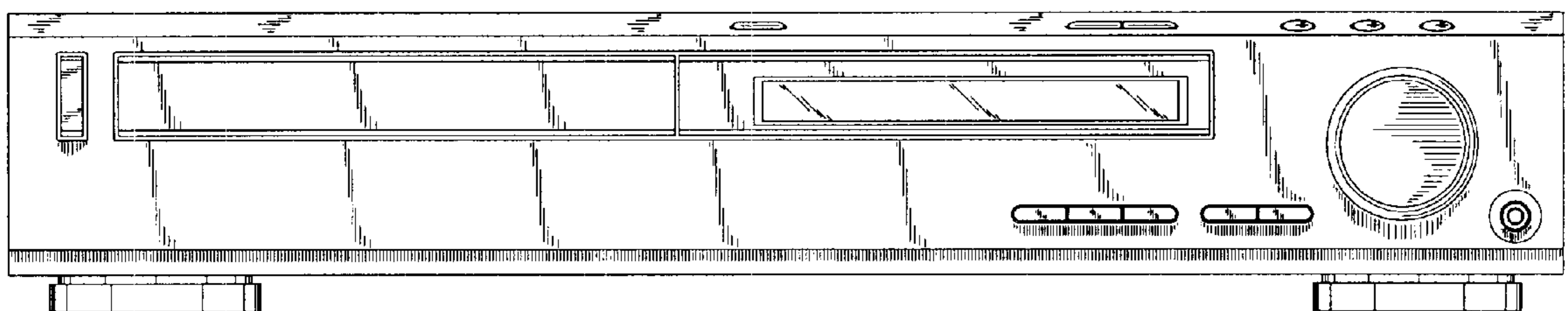
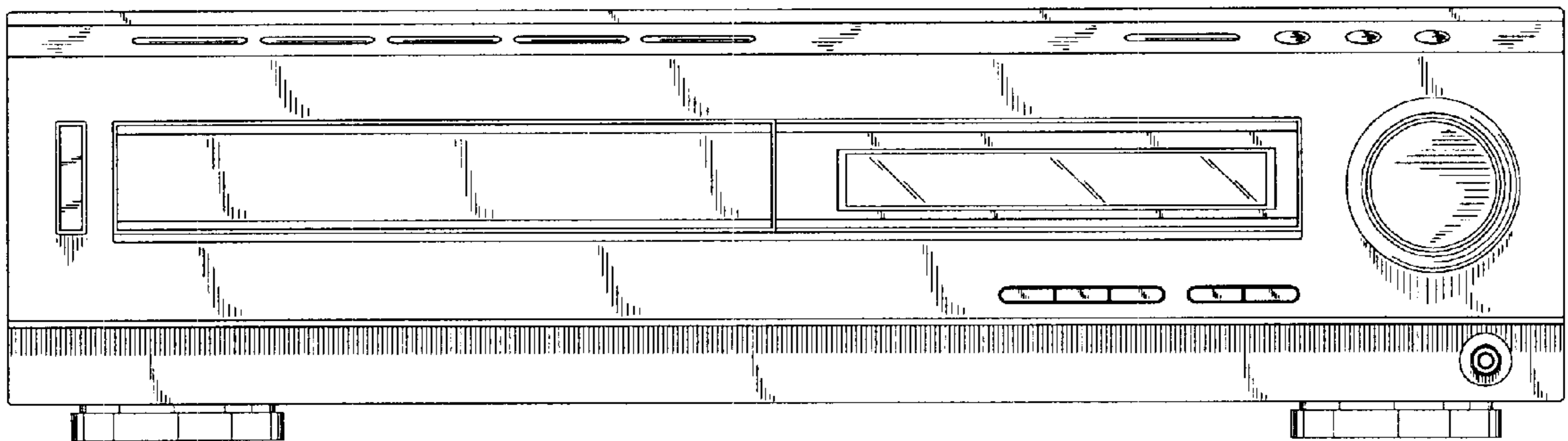
FIG. 9 is a right side elevational view thereof;

FIG. 10 is a left side elevational view thereof;

FIG. 11 is a top plan view thereof; and,

FIG. 12 is a bottom plan view thereof.

1 Claim, 8 Drawing Sheets



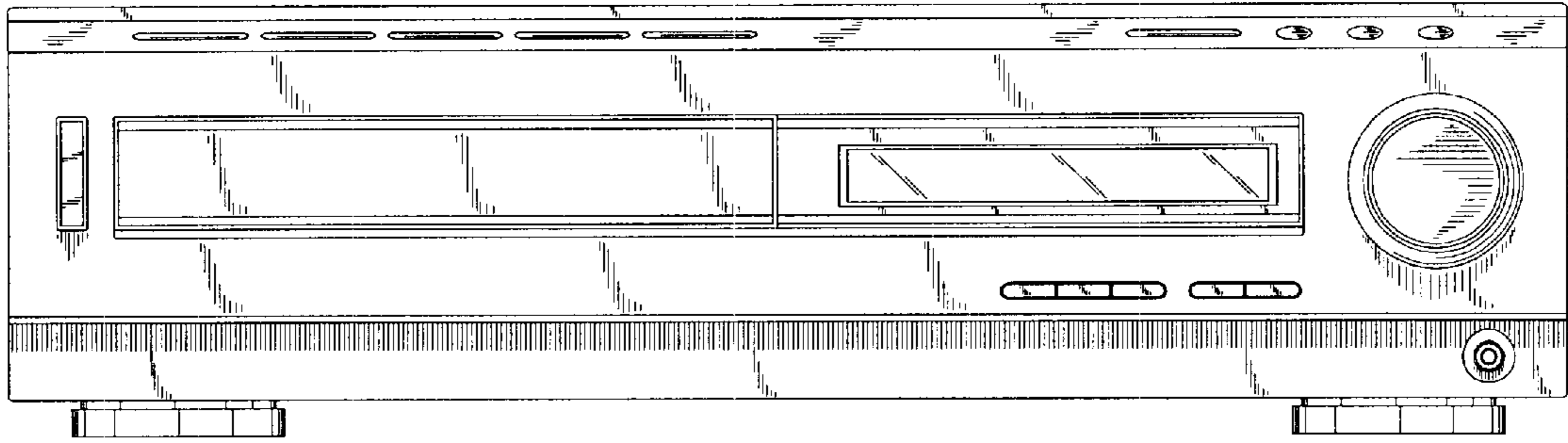


Fig. 1

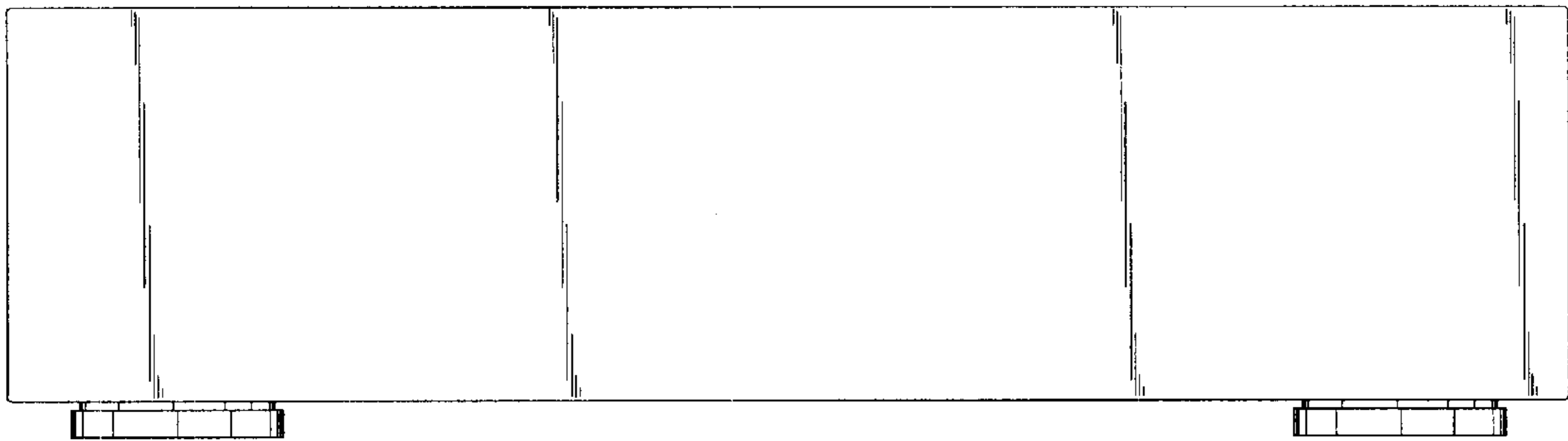


Fig. 2

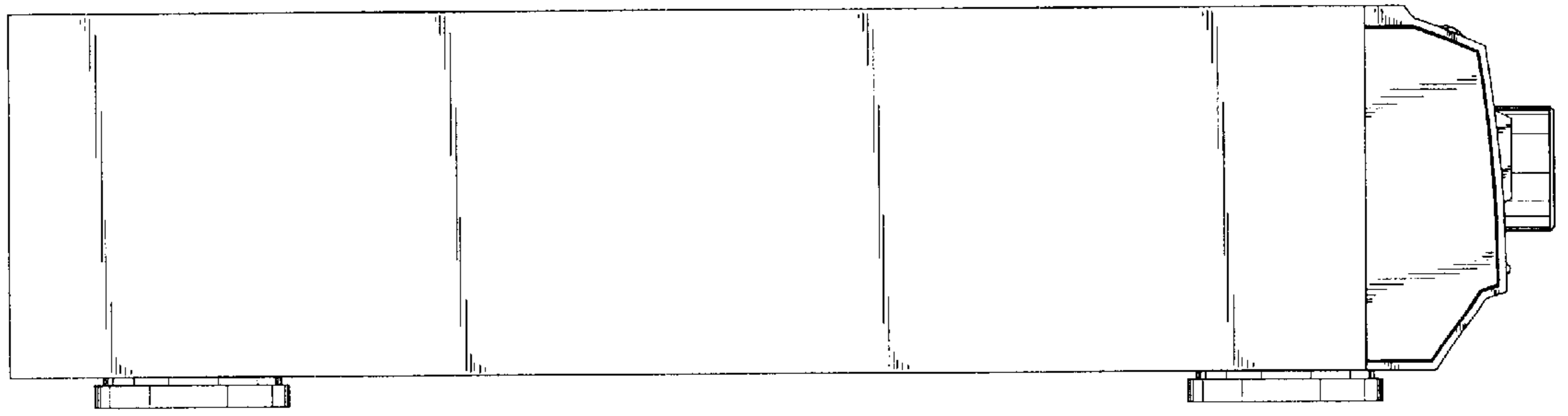


Fig. 3

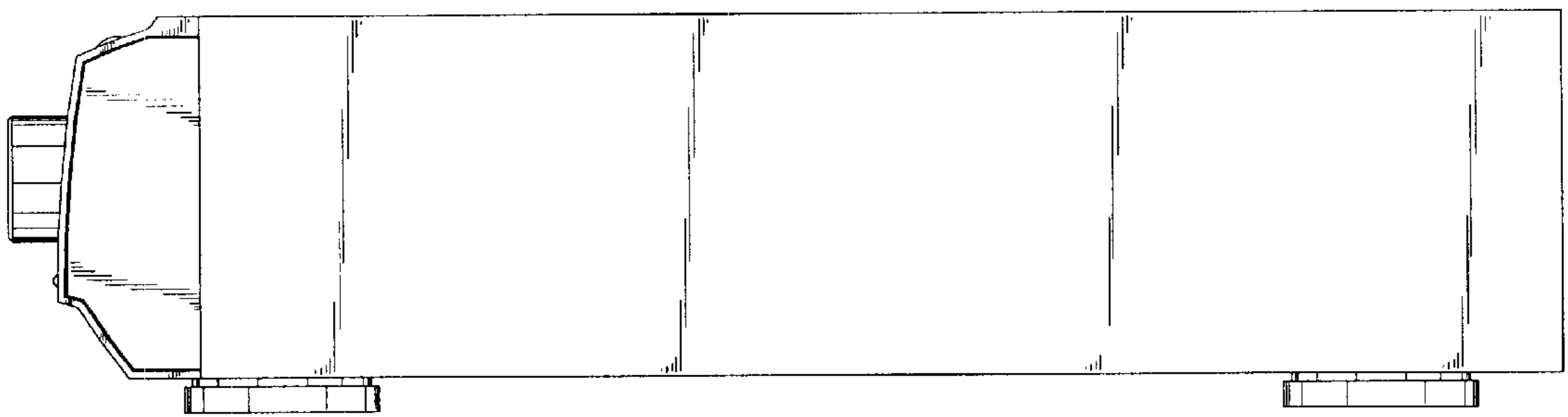


Fig. 4




Fig. 5




Fig. 6

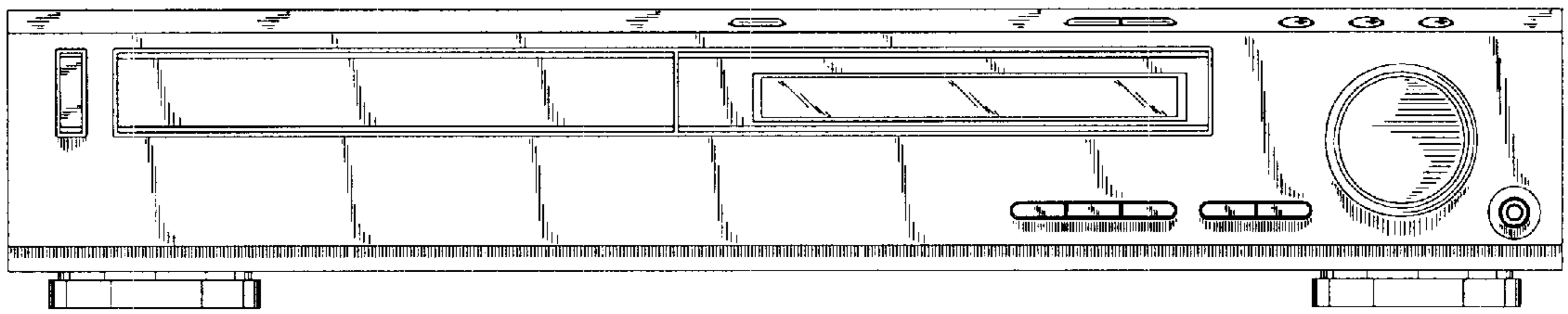


Fig. 7




Fig. 8

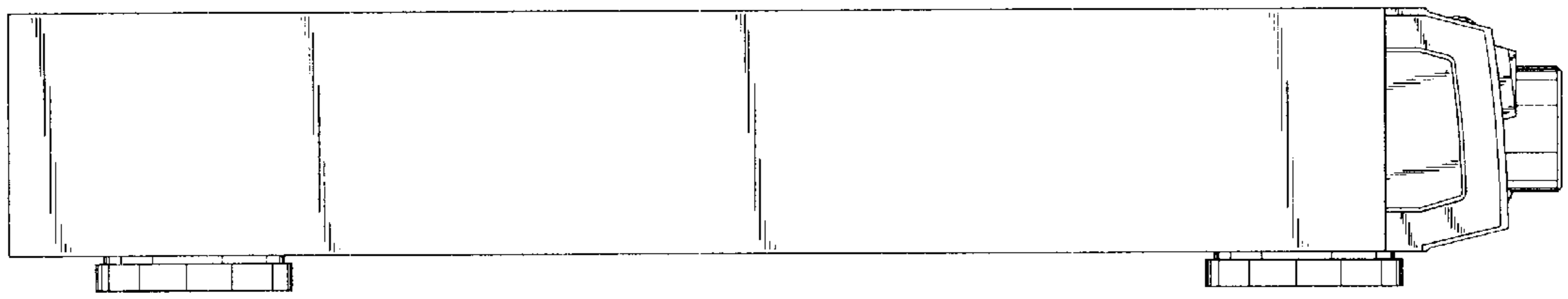


Fig. 9

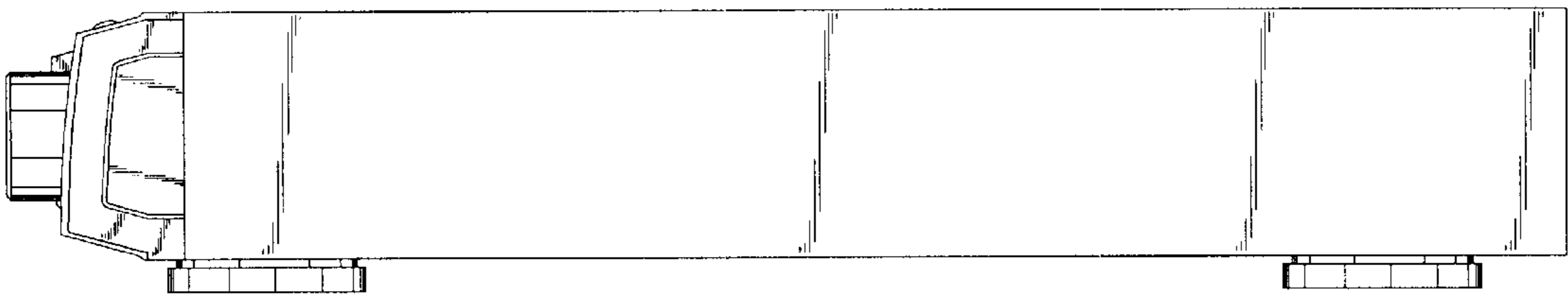


Fig. 10




Fig. 11




Fig. 12