



US00D460062S

(12) **United States Design Patent**
Yu

(10) **Patent No.:** **US D460,062 S**

(45) **Date of Patent:** **** Jul. 9, 2002**

(54) **COMPACT DISC RECORDER**

(75) **Inventor:** **Scott Shong-Hsien Yu**, San Francisco, CA (US)

(73) **Assignee:** **TDK Electronics Corporation**, Garden City, NY (US)

(**) **Term:** **14 Years**

(21) **Appl. No.:** **29/142,158**

(22) **Filed:** **May 18, 2001**

(51) **LOC (7) Cl.** **14-01**

(52) **U.S. Cl.** **D14/167**

(58) **Field of Search** D14/135-136,
D14/156-157, 160, 167-168, 356, 363,
433; 369/75.1, 75.2, 77.1, 77.2

(56) **References Cited**

U.S. PATENT DOCUMENTS

4,539,671 A * 9/1985 Higashihara 369/75.1
D361,766 S * 8/1995 Mackay D14/160

D368,908 S * 4/1996 Ikenaga D14/156
D407,401 S * 3/1999 Niitsu D14/136
D414,183 S * 9/1999 Honjo D14/156
D431,237 S * 9/2000 Honjo D14/167

* cited by examiner

Primary Examiner—Nanda Bondade

(74) *Attorney, Agent, or Firm*—Darby & Darby

(57) **CLAIM**

The ornamental design for a compact disc recorder, as shown and described.

DESCRIPTION

FIG. 1 is a front elevational view of a compact disc recorder showing my new design;

FIG. 2 is a right side elevational view thereof;

FIG. 3 is a rear elevational view thereof;

FIG. 4 is a left side elevational view thereof;

FIG. 5 is a top plan view thereof; and,

FIG. 6 is a bottom plan view thereof.

1 Claim, 2 Drawing Sheets

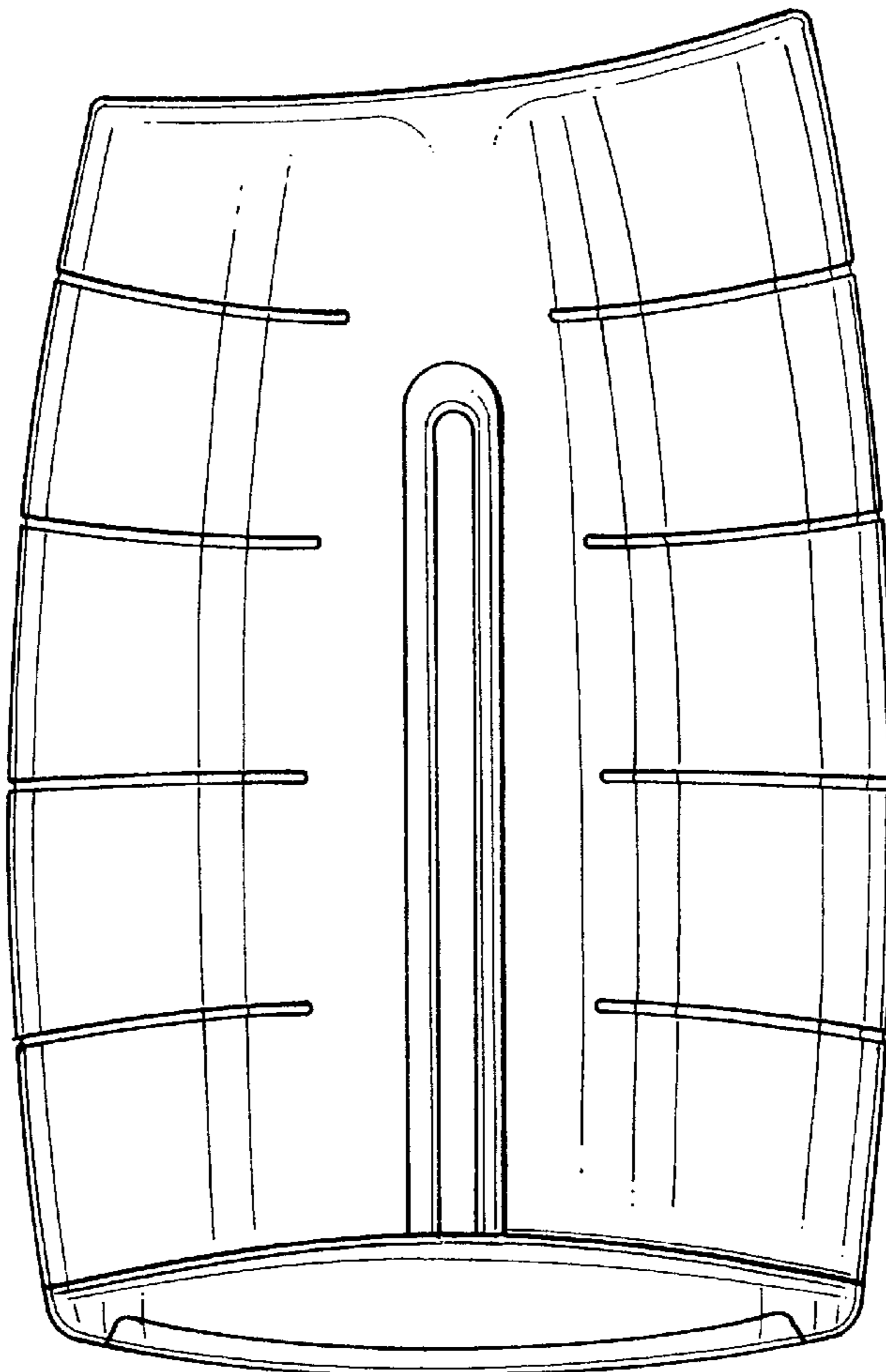


FIG. 1

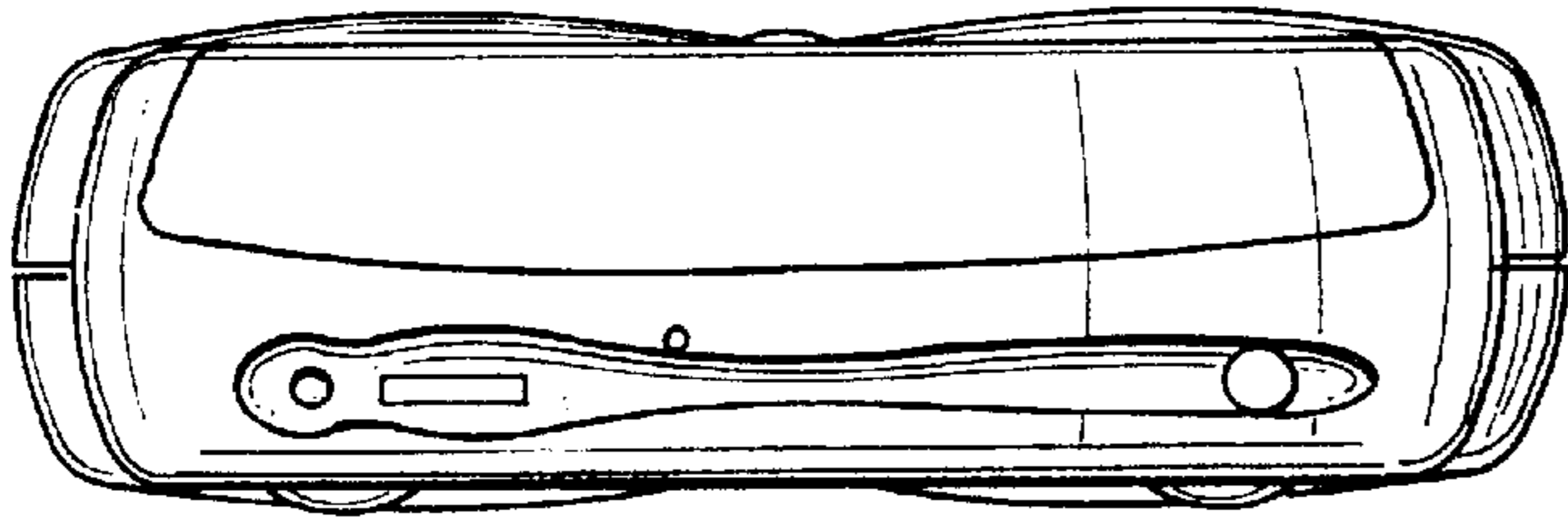


FIG. 2

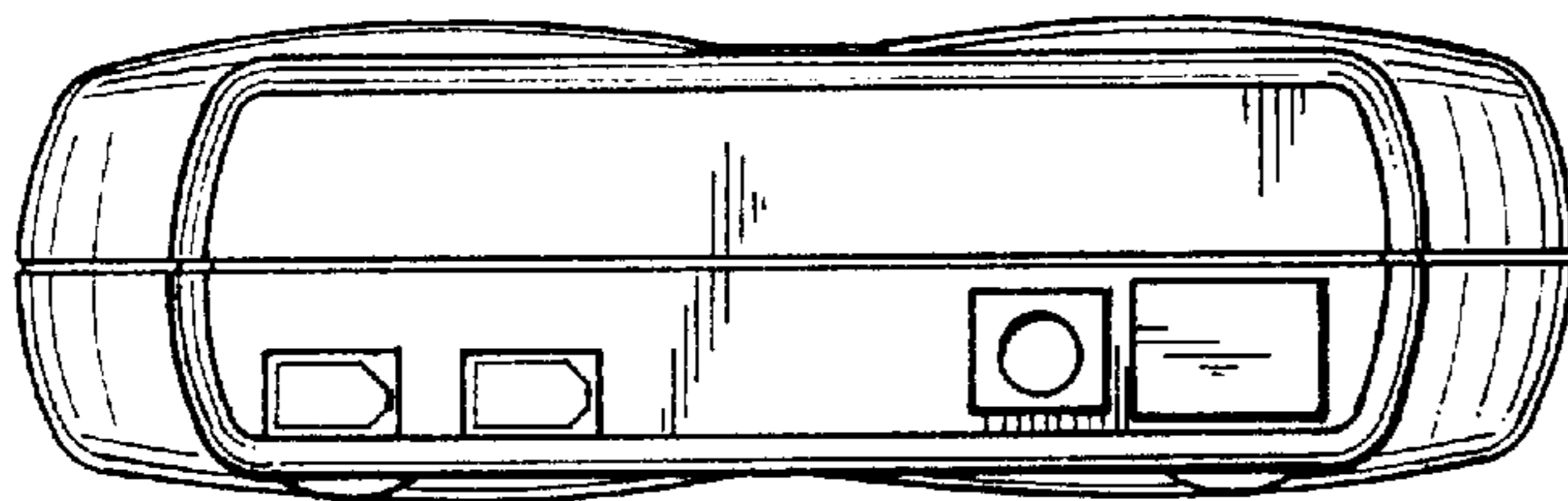



FIG. 3

FIG. 4




FIG. 6

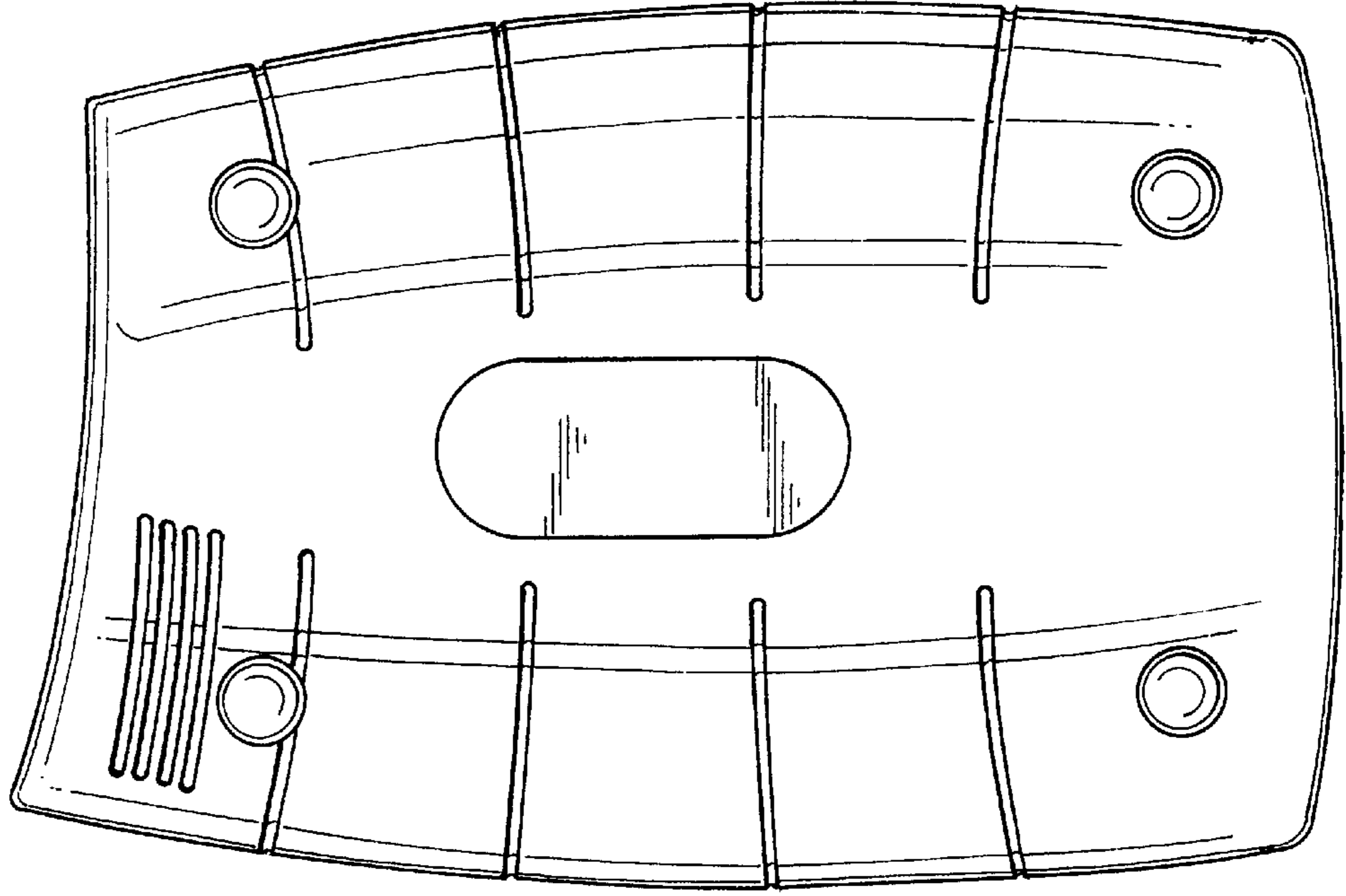


FIG. 5

