



US00D460037S

(12) **United States Design Patent**  
**Takechi**

(10) **Patent No.:** **US D460,037 S**

(45) **Date of Patent:** **\*\* Jul. 9, 2002**

(54) **VEHICLE WHEEL**

(75) Inventor: **Toshinori Takechi, Matsuyama (JP)**

(73) Assignee: **Takechi Project Co., Ltd. (JP)**

(\*\*) Term: **14 Years**

(21) Appl. No.: **29/141,404**

(22) Filed: **May 4, 2001**

(30) **Foreign Application Priority Data**

Nov. 14, 2000 (JP) ..... 2000-032505

(51) **LOC (7) Cl.** ..... **12-16**

(52) **U.S. Cl.** ..... **D12/211**

(58) **Field of Search** ..... D12/204-211;  
301/37.1, 64.1, 65

(56) **References Cited**

**U.S. PATENT DOCUMENTS**

D410,617 S	*	6/1999	Hussaini et al.	.....	D12/209
D414,454 S	*	9/1999	Chung	.....	D12/211
D416,532 S	*	11/1999	Cullen	.....	D12/209
D423,442 S	*	4/2000	Hussaini et al.	.....	D12/209
D428,379 S	*	7/2000	Donikoglu	.....	D12/211

D429,681 S	*	8/2000	Cullen	.....	D12/211
D433,370 S	*	11/2000	Hussaini et al.	.....	D12/209
D433,373 S	*	11/2000	Hussaini et al.	.....	D12/209
D433,374 S	*	11/2000	Wang	.....	D12/209
D433,659 S	*	11/2000	Frizzi	.....	D12/211
D445,078 S	*	7/2001	Chung	.....	D12/209
D445,082 S	*	7/2001	Chung	.....	D12/211

\* cited by examiner

*Primary Examiner*—Stacia Cadmus

(74) *Attorney, Agent, or Firm*—SAIDMAN DesignLaw GROUP

(57) **CLAIM**

The ornamental design for a vehicle wheel, as shown and described.

**DESCRIPTION**

FIG. 1 is a front elevational view of a vehicle wheel showing my new design;  
FIG. 2 is a top plan view thereof;  
FIG. 3 is a bottom plan view thereof;  
FIG. 4 is a right side elevational view thereof, the left side elevational view being a mirror image; and,  
FIG. 5 is a perspective view thereof.

**1 Claim, 3 Drawing Sheets**




Fig.1




Fig.2



Fig.3




Fig.4




Fig.5

