



US00D460018S

(12) **United States Design Patent**
Chan

(10) **Patent No.:** **US D460,018 S**

(45) **Date of Patent:** **** Jul. 9, 2002**

(54) **JEWELRY SETTING**

(75) Inventor: **Vicki Chan**, Hunghum (HK)

(73) Assignee: **Continental Jewelry (USA) Inc.**, New York, NY (US)

(**) Term: **14 Years**

(21) Appl. No.: **29/147,556**

(22) Filed: **Aug. 30, 2001**

(51) **LOC (7) Cl.** **11-01**

(52) **U.S. Cl.** **D11/92**

(58) **Field of Search** **D11/1-43, 79,**
D11/86, 89-92; 63/3, 4, 12-15, 26, 27,
29.1, 32

D420,936 S 2/2000 Murray

D422,935 S 4/2000 Chan

D423,980 S 5/2000 Chan

D427,933 S 7/2000 Tirakian

D427,934 S 7/2000 Lai

D430,061 S 8/2000 Chan

D431,204 S 9/2000 Gurevich et al.

D432,447 S 10/2000 Takessian

D432,448 S 10/2000 Lai

D434,694 S 12/2000 Lai

D435,478 S 12/2000 Chan

6,171,666 B1 1/2001 Wolf

D438,138 S 2/2001 Chan

D442,514 S 5/2001 Chan

D442,882 S 5/2001 Lai

D443,553 S 6/2001 Chan

D443,554 S 6/2001 Lai

D443,555 S 6/2001 Lai

6,260,384 B1 7/2001 Mino et al.

D446,153 S 8/2001 Wolf

D447,717 S * 9/2001 Siebenberg D11/90

(56) **References Cited**

U.S. PATENT DOCUMENTS

D244,589 S 6/1977 Rosenfeld

D244,590 S 6/1977 Rosenfeld

D272,238 S 1/1984 Liebrick et al.

D277,085 S 1/1985 Liebrick et al.

D313,372 S 1/1991 Kulla

D313,771 S 1/1991 Kulla

D317,731 S 6/1991 Sagie

D346,133 S 4/1994 Beber et al.

5,533,364 A * 7/1996 Freilich 63/32

D372,883 S * 8/1996 Adler D11/89

D373,971 S 9/1996 Katz

D383,411 S * 9/1997 Spitzer D11/90

D384,593 S 10/1997 Katz

D392,590 S * 3/1998 Bachar D11/90

D393,230 S 4/1998 Katz

D399,165 S 10/1998 Katz

D402,913 S 12/1998 Katz

D403,611 S 1/1999 Lai

D405,024 S * 2/1999 Katz D11/90

D410,407 S 6/1999 Tirakian

D411,134 S 6/1999 Lai

D412,681 S 8/1999 Canale

D414,442 S 9/1999 Canale

6,003,335 A 12/1999 Gurevich et al.

6,012,302 A 1/2000 Hurwitz et al.

* cited by examiner

Primary Examiner—Louis S. Zarfes
Assistant Examiner—Deanne Levy
 (74) *Attorney, Agent, or Firm*—Baker Botts L.L.P.

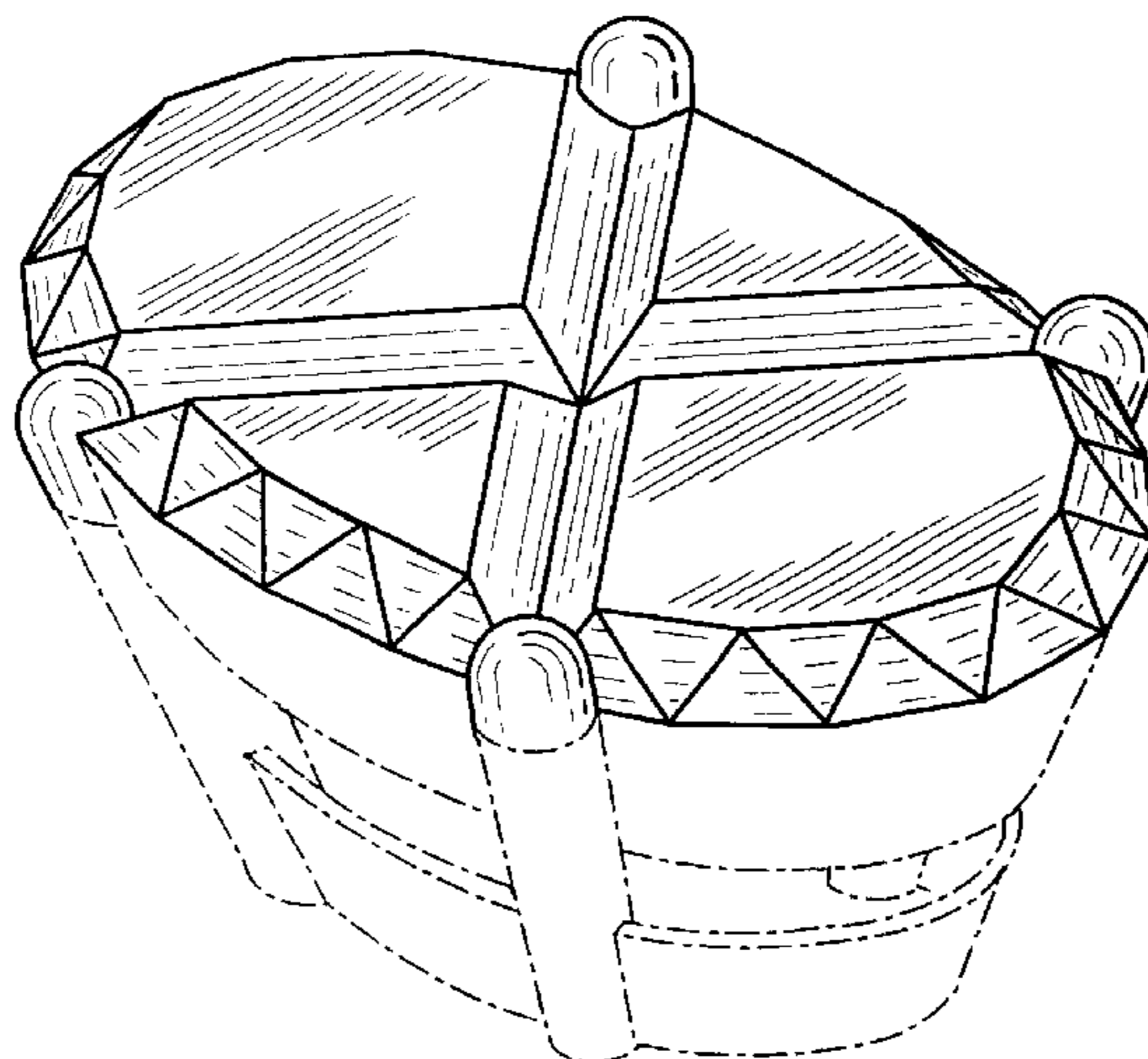
(57) **CLAIM**

The ornamental design for a jewelry setting, as shown and described.

DESCRIPTION

FIG. 1 is a perspective view of a jewelry setting showing my new design;
 FIG. 2 is a top plan view of the jewelry setting of FIG. 1;
 FIG. 3 is a left side elevational view of the jewelry setting of FIG. 1; and,
 FIG. 4 is a front elevational view of the jewelry setting of FIG. 1.
 The broken line showing of the base of the setting is for illustrative purposes only, and forms no part of the claimed design.

1 Claim, 2 Drawing Sheets



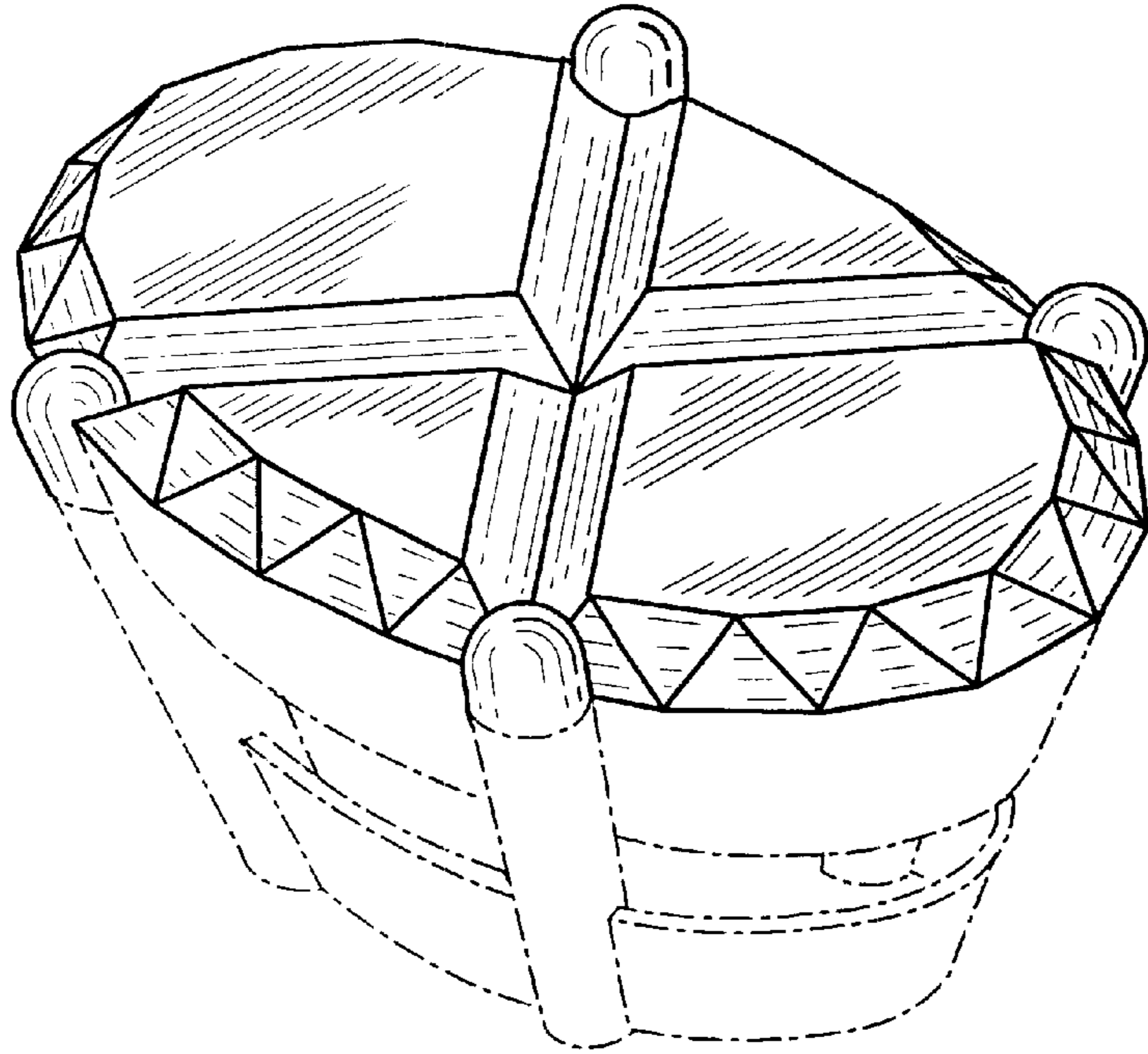


FIG. 1

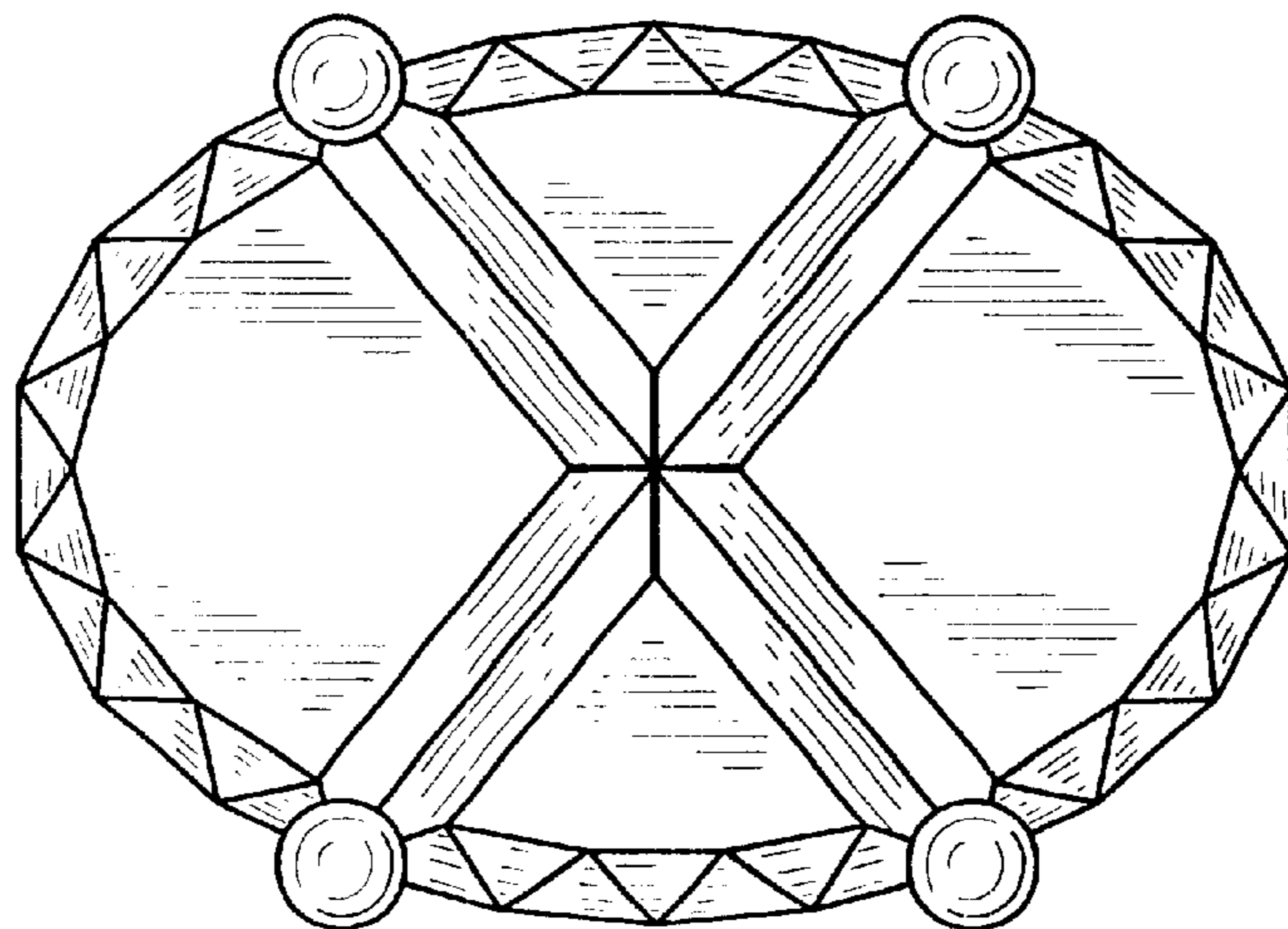


FIG. 2

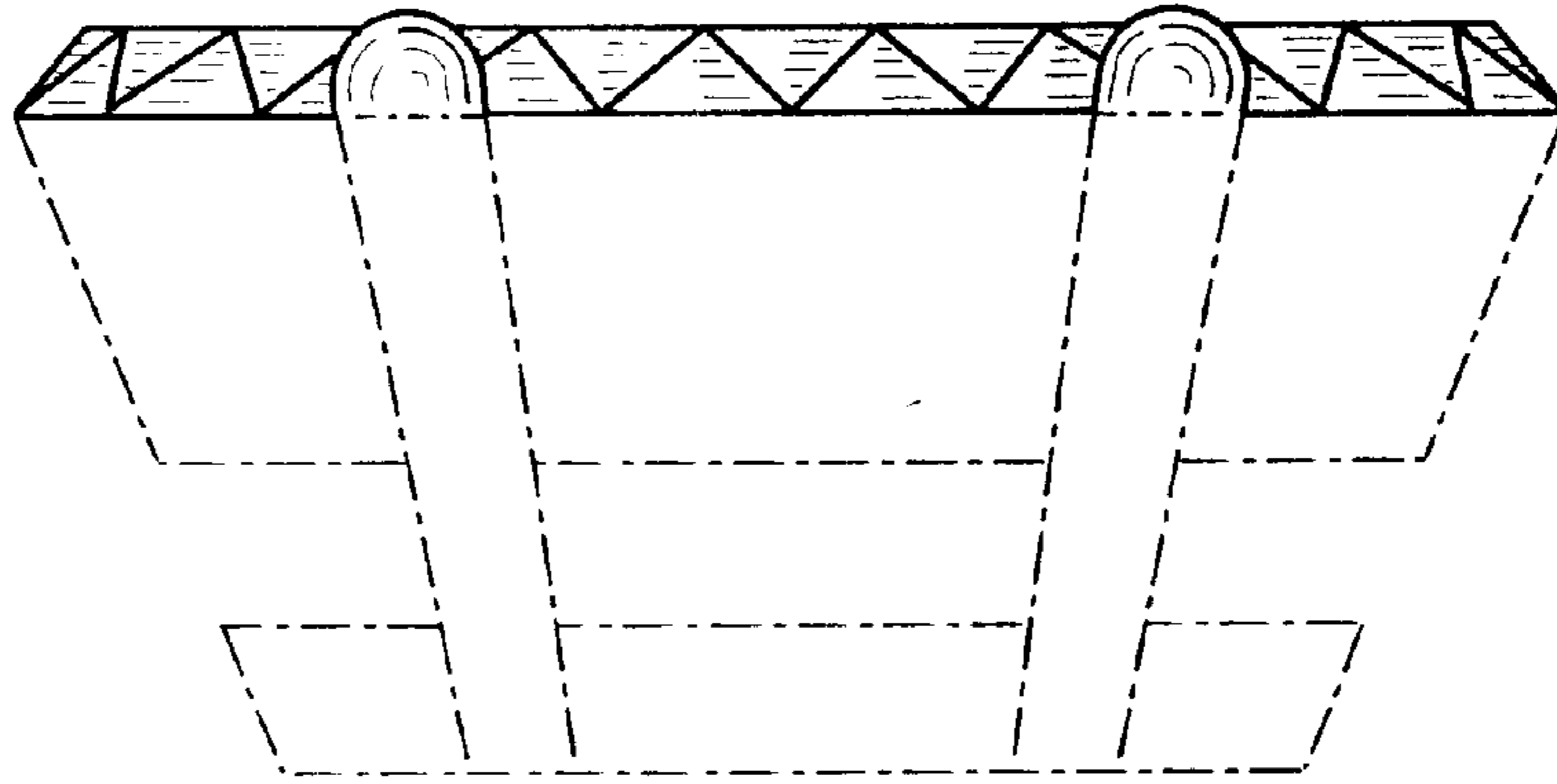


FIG. 3

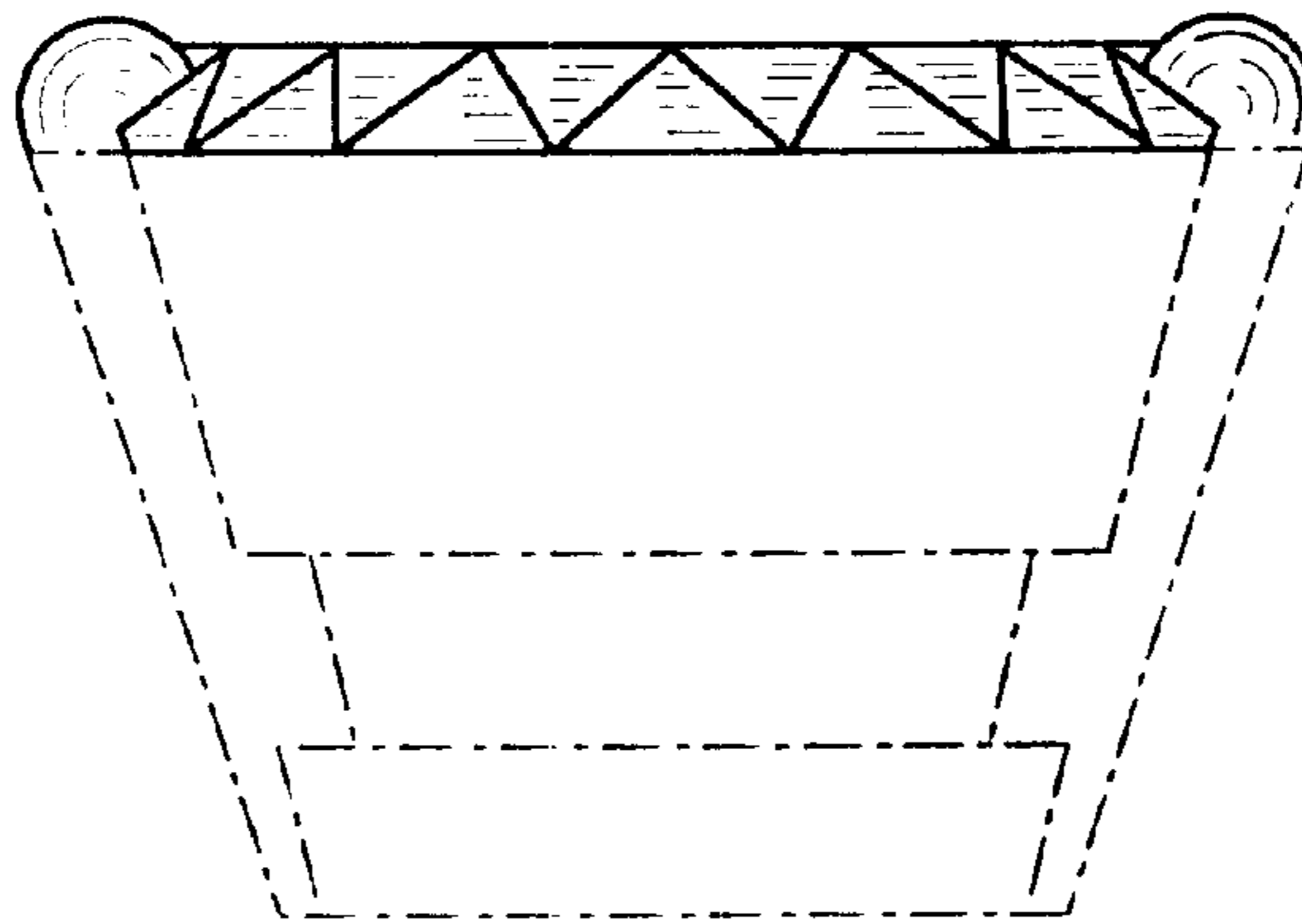


FIG. 4

UNITED STATES PATENT AND TRADEMARK OFFICE
CERTIFICATE OF CORRECTION

PATENT NO. : Des. 460,018 S
DATED : July 9, 2002
INVENTOR(S) : Vicki Chan

Page 1 of 1

It is certified that error appears in the above-identified patent and that said Letters Patent is hereby corrected as shown below:

DESCRIPTION

Line 7, "and," should read -- and --

Signed and Sealed this

First Day of April, 2003

A handwritten signature in black ink, appearing to read "James E. Rogan", written over a horizontal line.

JAMES E. ROGAN
Director of the United States Patent and Trademark Office

UNITED STATES PATENT AND TRADEMARK OFFICE
CERTIFICATE OF CORRECTION

PATENT NO. : Des. 460,018 S
DATED : July 9, 2002
INVENTOR(S) : Vicki Chan

Page 1 of 1

It is certified that error appears in the above-identified patent and that said Letters Patent is hereby corrected as shown below:

Title page,

Item [56], **References Cited**, U.S. PATENT DOCUMENTS, insert:

-- D444410	07/2001	Siebenberg
D446151	08/2001	Siebenberg
D447081	08/2001	Siebenberg
6116053	09/2000	Siebenberg --

Signed and Sealed this

Twenty-fifth Day of November, 2003



JAMES E. ROGAN
Director of the United States Patent and Trademark Office