



US00D460016S

(12) **United States Design Patent**
Steiner

(10) **Patent No.:** **US D460,016 S**

(45) **Date of Patent:** **** Jul. 9, 2002**

(54) **GEMSTONE**

(75) Inventor: **Klaus Steiner, Mils (AT)**

(73) Assignee: **D. Swarovski & Co., Wattens (AT)**

(**) Term: **14 Years**

2,270,270 A	1/1942	Clare	
D268,653 S	* 4/1983	Sun D11/121
D411,133 S	* 6/1999	Alvarado D11/90
D431,794 S	10/2000	Reisigl D11/90
D435,477 S	12/2000	Kavalek D11/90
D441,684 S	5/2001	Kavalek D11/90
D447,717 S	* 9/2001	Siebenberg D11/90

(21) Appl. No.: **29/150,015**

(22) Filed: **Oct. 30, 2001**

Related U.S. Application Data

(62) Division of application No. 29/138,697, filed on Mar. 20, 2001, now Pat. No. Des. 454,089.

(30) **Foreign Application Priority Data**

Sep. 21, 2000	(AT)	MU 3921/00
Sep. 21, 2000	(AT)	MU 3935/00
Sep. 21, 2000	(AT)	MU 3942/00

(51) **LOC (7) Cl.** **11-01**

(52) **U.S. Cl.** **D11/90**

(58) **Field of Search** D11/1, 2, 26-29,
D11/35, 36, 40-43, 79, 89-92; 63/1.11,
15, 15.1, 26-28, 32

(56) **References Cited**

U.S. PATENT DOCUMENTS

D98,249 S * 1/1936 Goldblatt

* cited by examiner

Primary Examiner—Ralf Seifert
(74) *Attorney, Agent, or Firm*—Wenderoth, Lind & Ponack, L.L.P.

(57) **CLAIM**

The ornamental design for a gemstone, as shown and described.

DESCRIPTION

FIG. 1 is a top view of the present invention;
FIG. 2 is a side view of the present invention, with the opposite side view being similar;
FIG. 3 is a bottom view of the present invention; and,
FIG. 4 is a perspective view of the present invention.

1 Claim, 1 Drawing Sheet

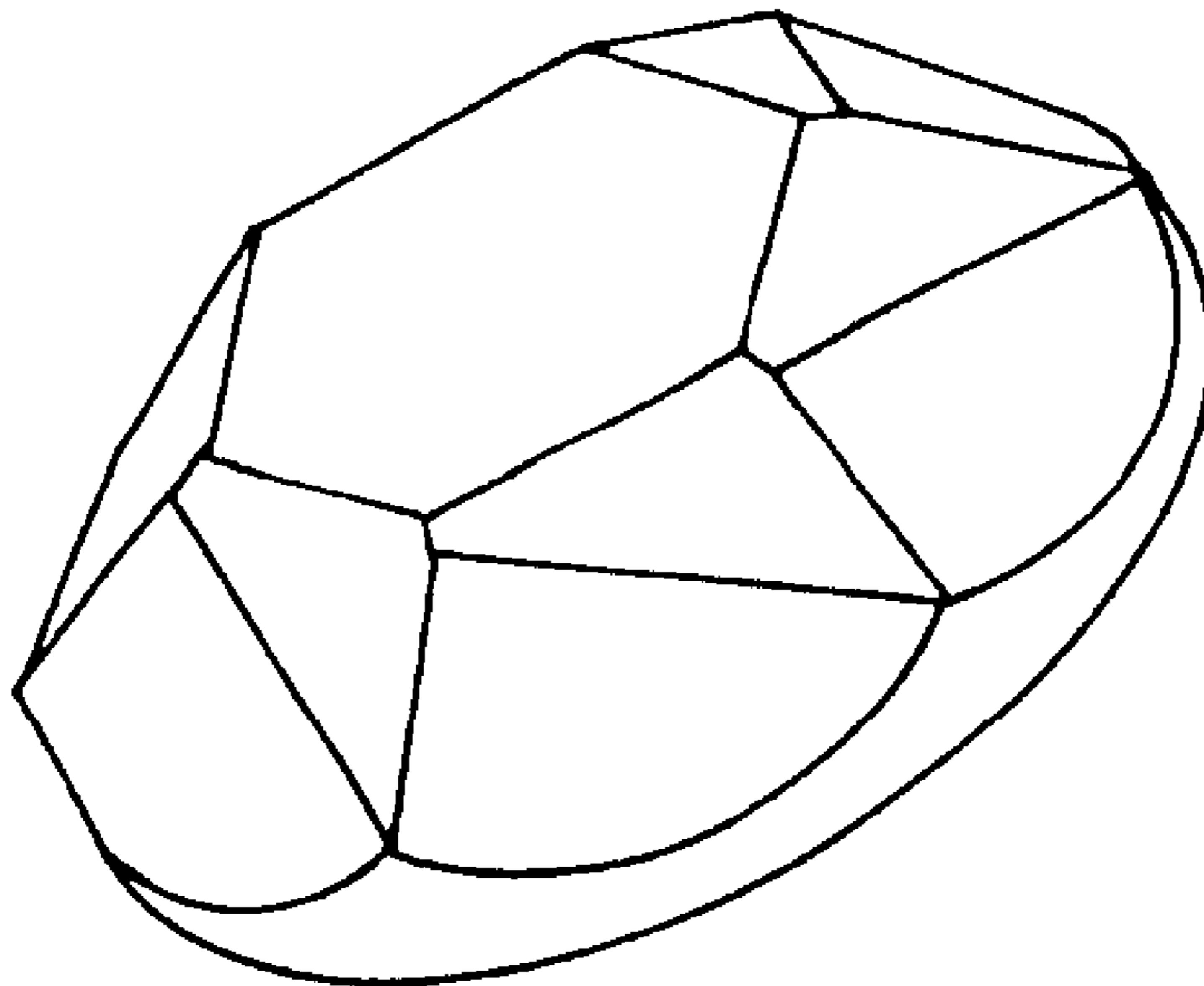


FIG. 1

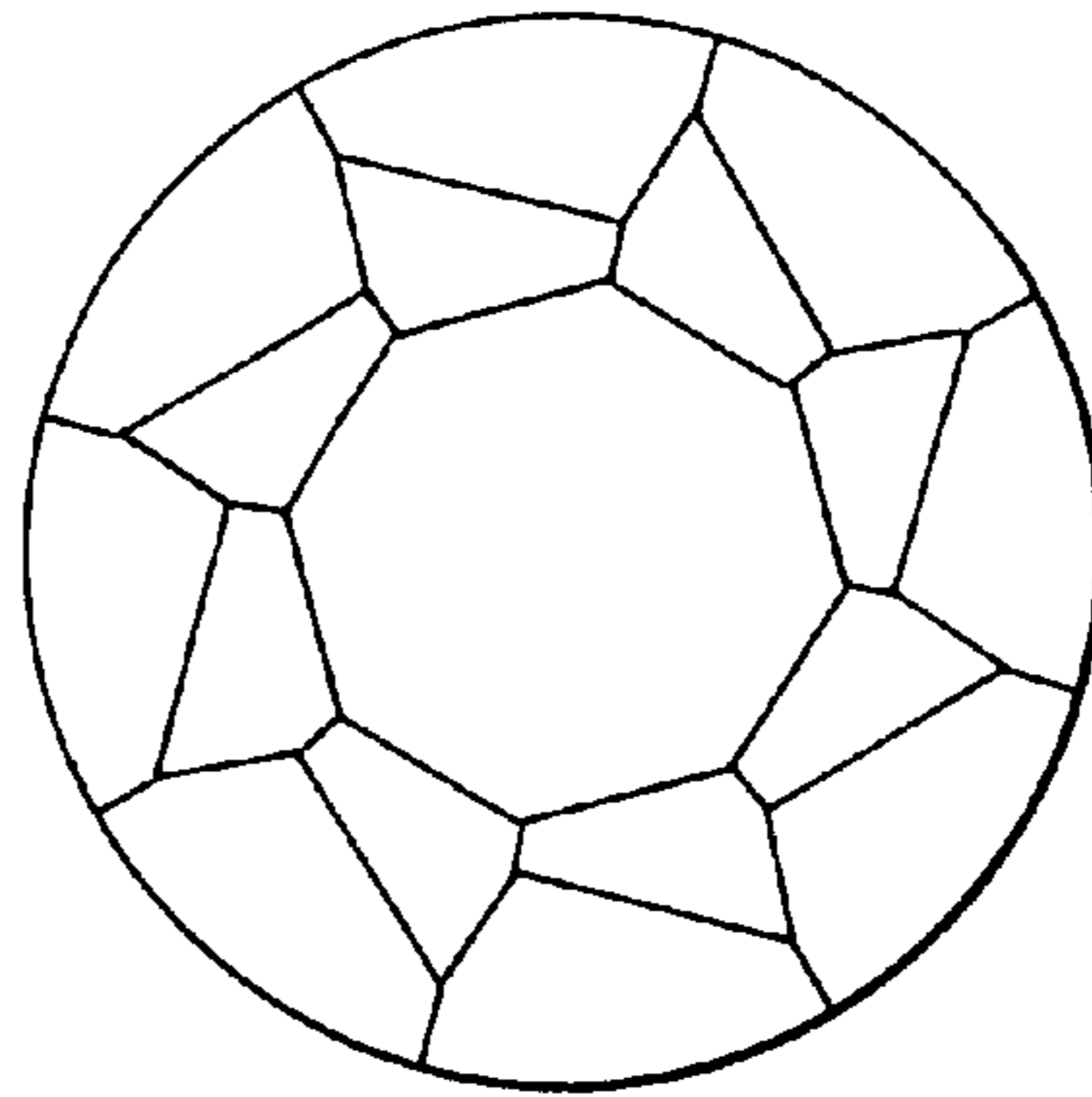


FIG. 2

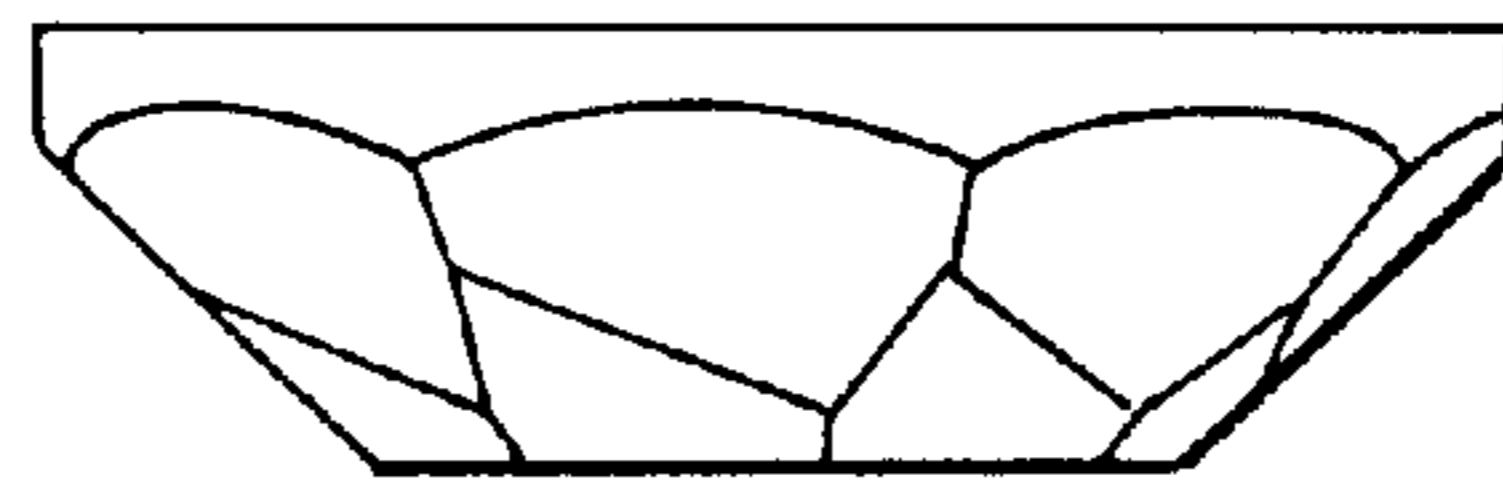


FIG. 3




FIG. 4

