



US00D460010S

(12) **United States Design Patent**  
**Robinson**

(10) **Patent No.:** **US D460,010 S**

(45) **Date of Patent:** **\*\* Jul. 9, 2002**

(54) **SCALE WITH VISUAL AND AUDIO READOUTS**

D427,095 S 6/2000 Ishikawa et al.

\* cited by examiner

(76) Inventor: **Jerry C Robinson**, 12141 S. 2160 W.,  
Riverton, UT (US) 84065

*Primary Examiner*—Antoine Duval Davis

(\*\*) Term: **14 Years**

(57) **CLAIM**

The ornamental design for a scale with visual and audio readouts, as shown and described.

(21) Appl. No.: **29/150,435**

(22) Filed: **Nov. 16, 2001**

**DESCRIPTION**

(51) **LOC (7) Cl.** ..... **10-05**

(52) **U.S. Cl.** ..... **D10/91**

(58) **Field of Search** ..... D10/91; 177/210,  
177/211, 239-243

FIG. 1 is a front elevational view of the scale with visual and audio readouts of the present invention;  
FIG. 2 is a rear elevational view of the scale with visual and audio readouts of FIG. 1;  
FIG. 3 is a left side elevational view of the scale with visual and audio readouts of FIG. 1;  
FIG. 4 is a right side elevational view of the scale with visual and audio readouts of FIG. 1; and,  
FIG. 5 is a top plan view of the scale with visual and audio readouts of FIG. 1, the bottom view being a mirror image thereof.


The broken lined items shown in FIG. 1 are for illustrative purposes only and form no part of the claimed design.

(56) **References Cited**

**U.S. PATENT DOCUMENTS**

4,366,873 A	1/1983	Levy et al.	
4,423,792 A	1/1984	Cowan	
4,576,244 A	3/1986	Zeigner et al.	
4,629,018 A	12/1986	Erb	
4,773,492 A	9/1988	Ruzumna	
D303,097 S	* 8/1989	Muller	..... D10/91
D305,621 S	* 1/1990	Francis	..... D10/91

**1 Claim, 2 Drawing Sheets**



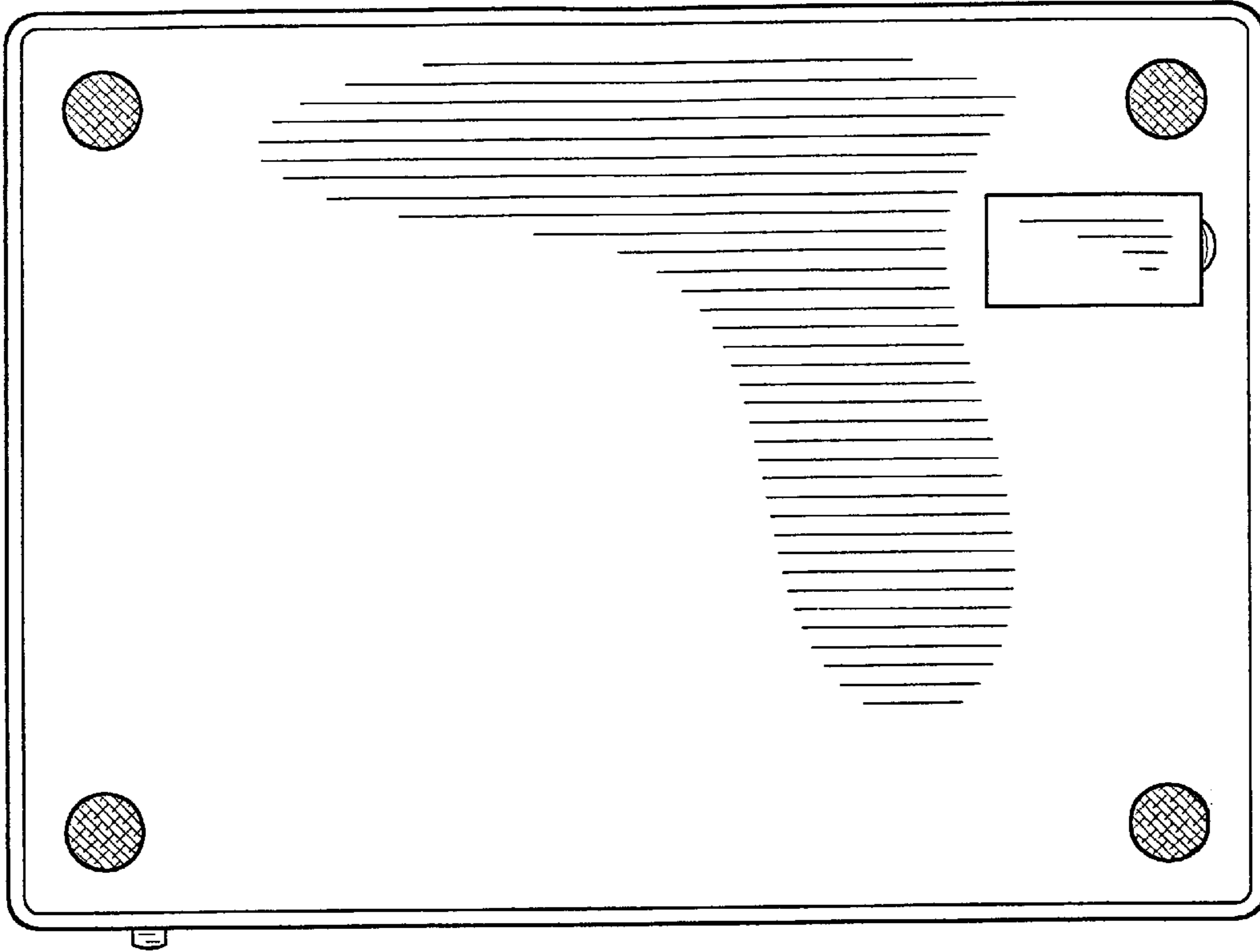


FIG. 1

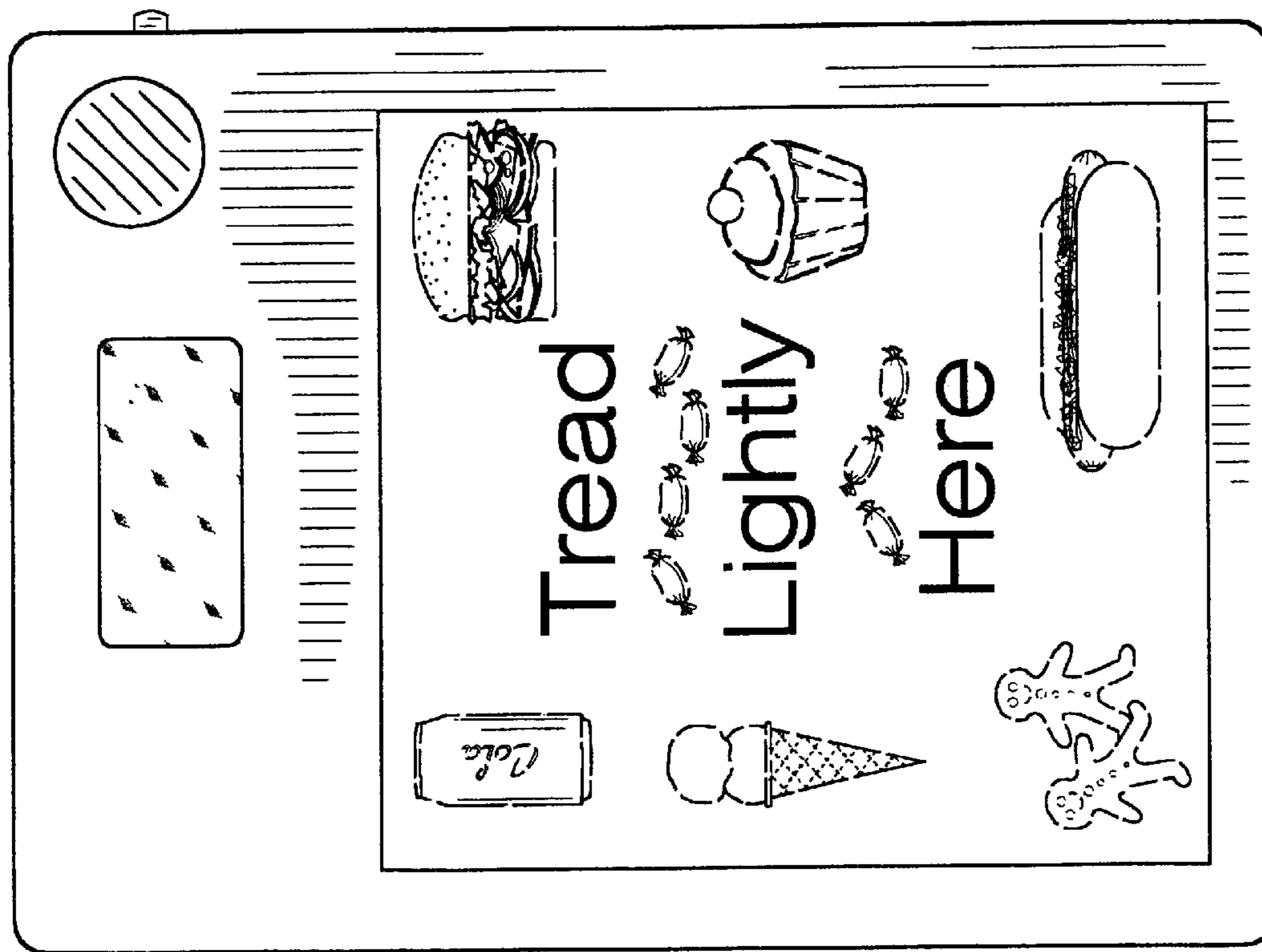


FIG. 2

FIG. 3

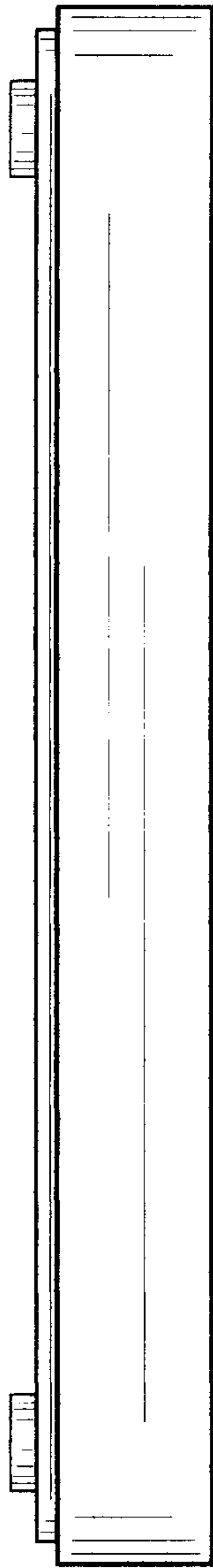


FIG. 4




FIG. 5

