



US00D460004S

(12) **United States Design Patent**  
**van Dullemen**

(10) **Patent No.:** **US D460,004 S**  
(45) **Date of Patent:** **\*\* Jul. 9, 2002**

- (54) **TIMER**
- (75) Inventor: **Marlies van Dullemen**, Leiden (NL)
- (73) Assignee: **Organon N.V.**, Oss (NL)
- (\*\*) Term: **14 Years**
- (21) Appl. No.: **29/138,849**
- (22) Filed: **Mar. 20, 2001**
- (51) **LOC (7) Cl.** ..... **10-03**
- (52) **U.S. Cl.** ..... **D10/40**
- (58) **Field of Search** ..... D10/15, 40, 41,  
D10/44; 200/35 H, 35 R, 36, 37 A, 38 A,  
38 B, 38 F, 38 FA, 38 D, 38 DA, 38 DC,  
38 FB, 38 R; 307/141; 368/93, 96, 97,  
98, 99, 100, 107, 108, 109, 110, 112, 113,  
246, 276, 277

FR	2 746 300	9/1997	.....	A61J/7/04
GB	2 307 314 A	5/1997	.....	A61J/7/04
WO	WO 92/11587	7/1992	.....	G04F/3/02
WO	WO 95/05143	2/1995	.....	A61J/7/04
WO	WO 98/38909	9/1998	.....	A61B/5/021

**OTHER PUBLICATIONS**

International Search Report Dated: Jun. 19, 2001.  
Derwent Abstract No.: 010067345 abstracting FR 2 703 906.  
Derwent Abstract No.: 011515860 abstracting FR 2 746300.

\* cited by examiner

*Primary Examiner*—Doris V. Coles  
*Assistant Examiner*—Elizabeth A. Albert  
(74) *Attorney, Agent, or Firm*—Joan M. McGillicuddy

(57) **CLAIM**

The ornamental design for a timer, as shown and described.

(56) **References Cited**

**U.S. PATENT DOCUMENTS**

D258,806 S	*	4/1981	Mericle et al.	.....	D10/44
D282,056 S	*	1/1986	Levine	.....	D10/44
5,023,852 A	*	6/1991	Mikels	.....	368/93
D321,669 S	*	11/1991	Hoehne	.....	D10/44
D352,668 S	*	11/1994	Peersmann	.....	D10/40
6,075,755 A		6/2000	Zarchan	.....	368/10
6,102,855 A		8/2000	Kehr et al.	.....	600/300

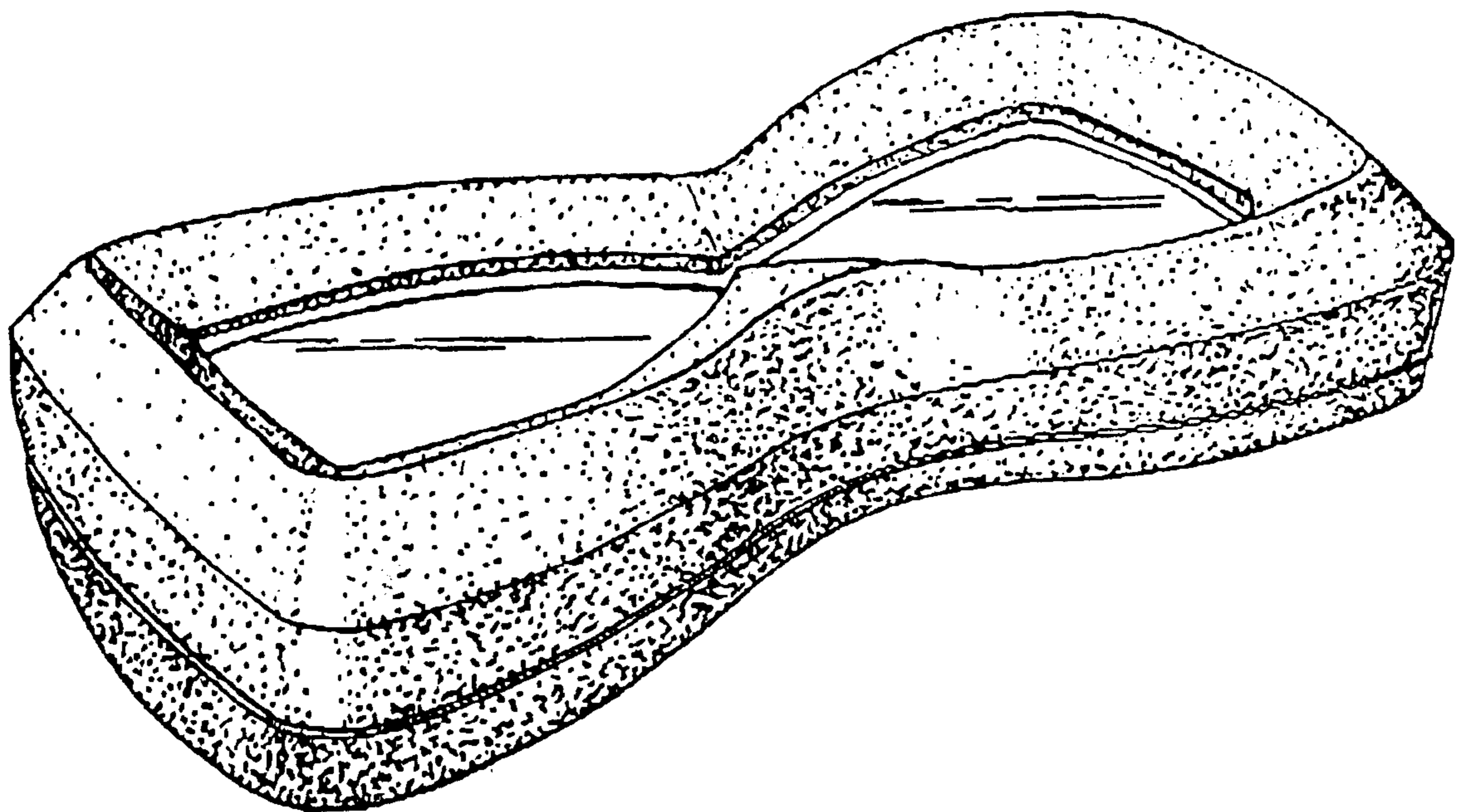
**FOREIGN PATENT DOCUMENTS**

FR	2 703 906	10/1994	.....	A61J/7/04
----	-----------	---------	-------	-----------

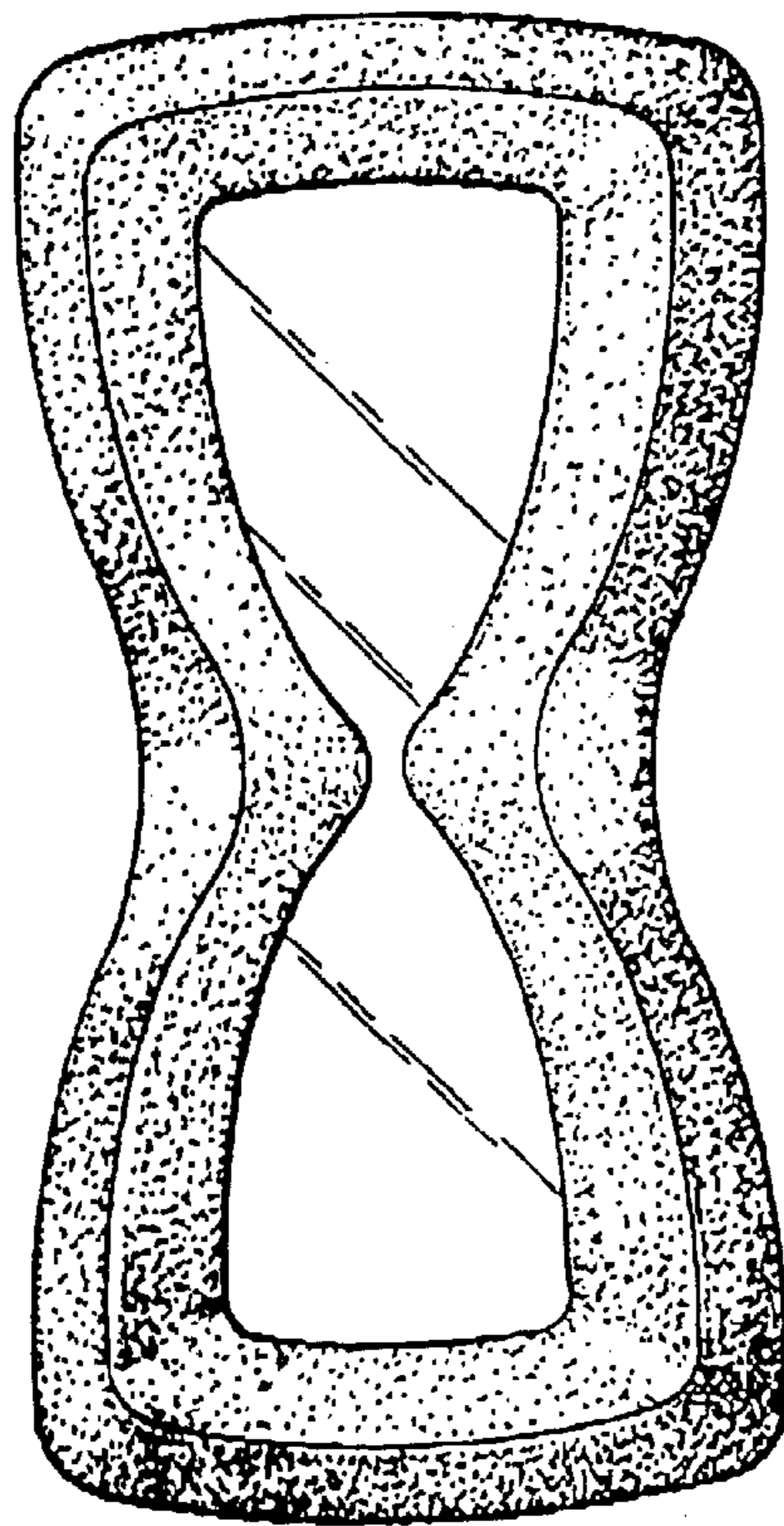
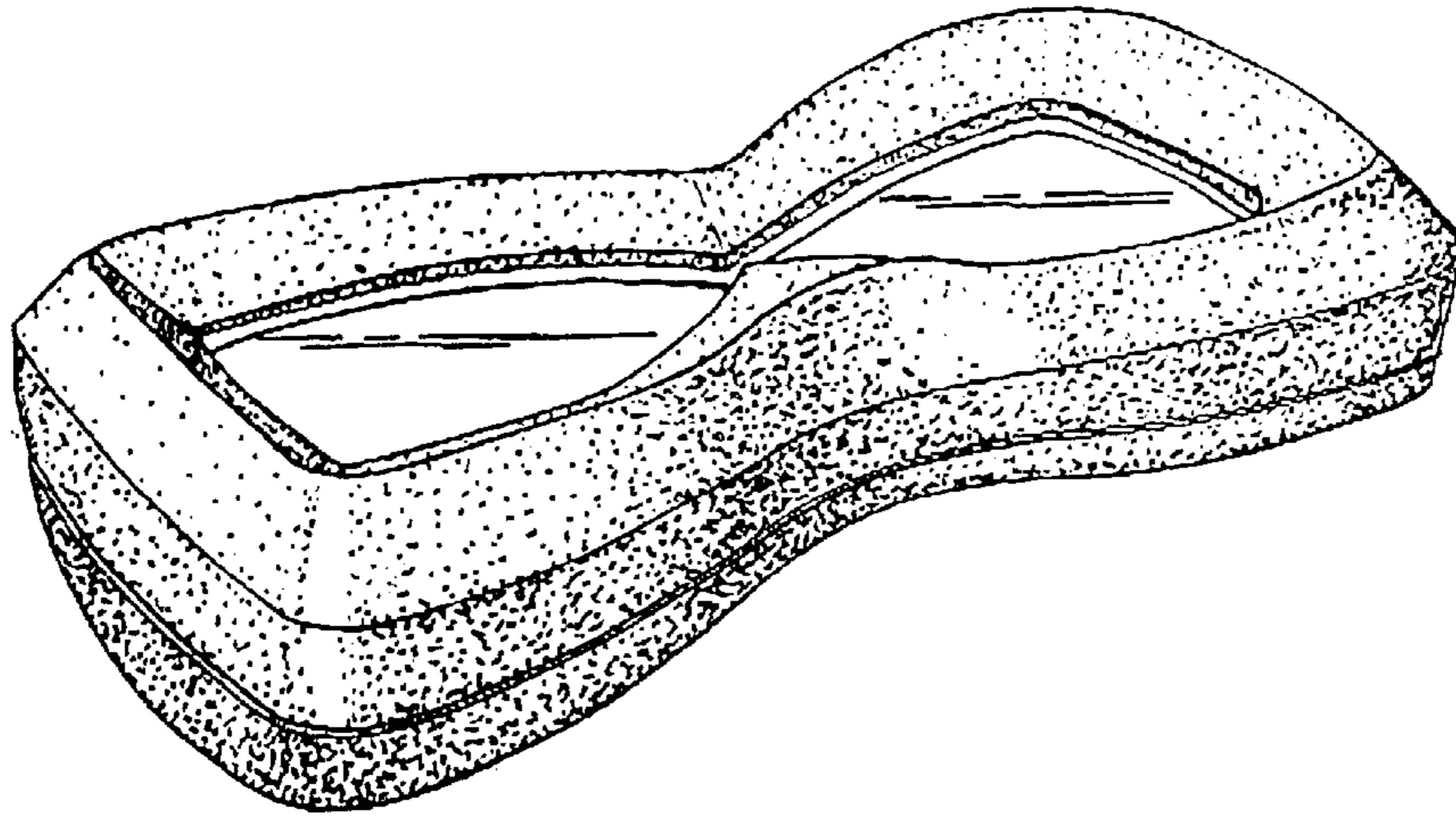
**DESCRIPTION**

FIG. 1 is a perspective view of a timer;  
FIG. 2 is a front view of the timer;  
FIG. 3 is a back view of the timer;  
FIG. 4 is a left side view of the timer, the right side being the same; and,  
FIG. 5 is a top view of the timer, the bottom view being the same.

**1 Claim, 2 Drawing Sheets**

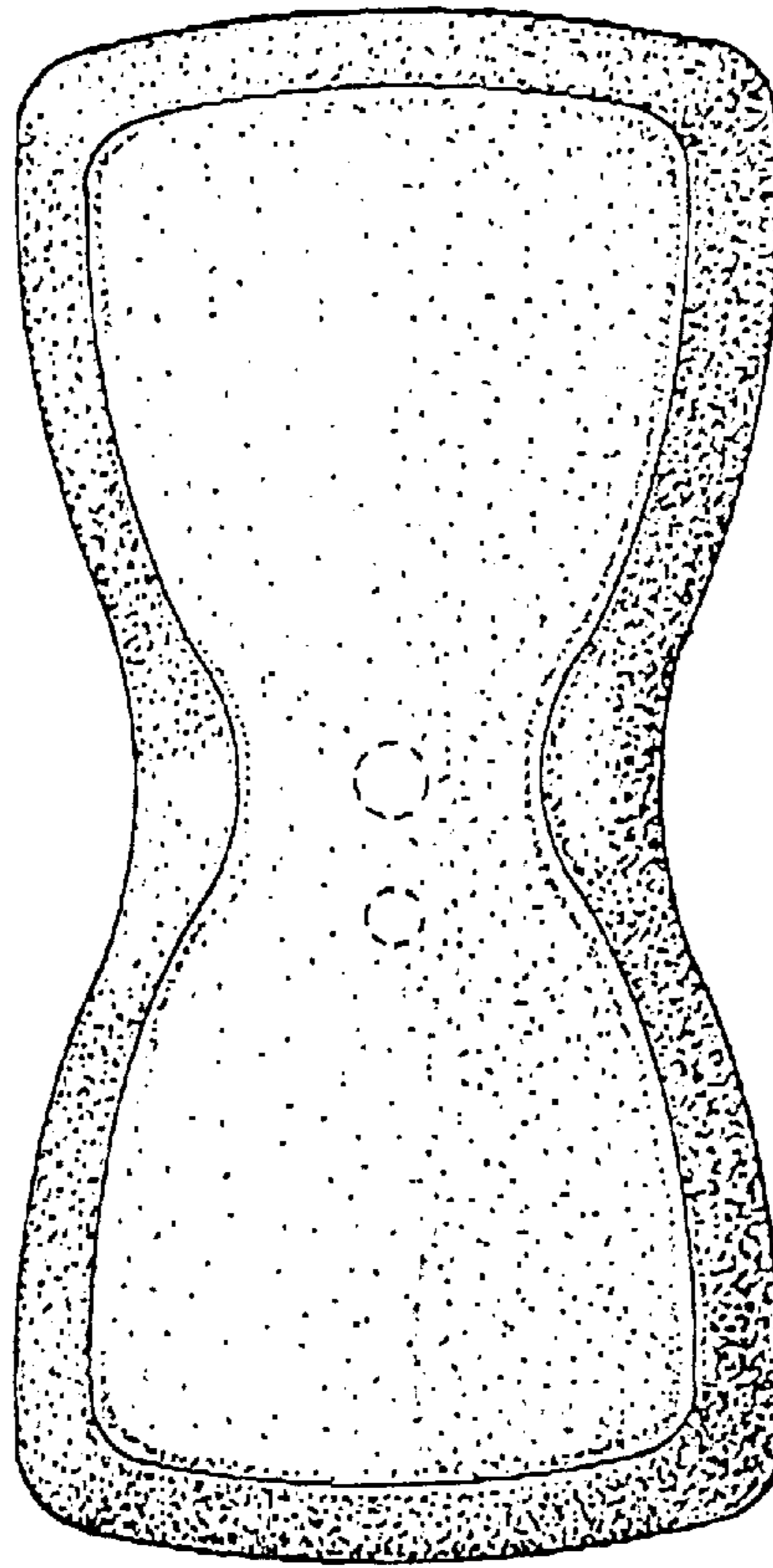


**Fig. 1**




**Fig. 2**

**Fig. 3**



**Fig. 4**



**Fig. 5**

