



US00D460002S

(12) **United States Design Patent**
Wunderman

(10) **Patent No.:** **US D460,002 S**

(45) **Date of Patent:** **** Jul. 9, 2002**

(54) **WRISTWATCH**

(75) **Inventor:** **Severin S. Wunderman**, Los Angeles,
CA (US)

(73) **Assignee:** **Montres Corum S.A.**, La
Chaux-de-Fonds (CH)

(**) **Term:** **14 Years**

(21) **Appl. No.:** **29/145,242**

(22) **Filed:** **Jul. 18, 2001**

(30) **Foreign Application Priority Data**

Feb. 27, 2001 (XH) DMA/005 209

(51) **LOC (7) Cl.** **10-02**

(52) **U.S. Cl.** **D10/32**

(58) **Field of Search** D10/1-39, 122-132;
368/276-277, 285, 281, 282; 224/164, 168,
178; D11/3-25; 63/1.11, 3, 5, 11

(56) **References Cited**

U.S. PATENT DOCUMENTS

D51,627 S * 12/1917 Goodrow D10/126
2,794,314 A * 6/1957 Slaugh D10/39 X
D195,421 S * 6/1963 Huguenin D10/39

3,431,722 A * 3/1969 Haas D10/39 X
D353,545 S * 12/1994 Reich D10/32
D360,141 S * 7/1995 Scheufele D10/32
D365,772 S * 1/1996 Wunderman D10/32
D383,398 S * 9/1997 Kennedy D10/30
D423,953 S * 5/2000 Kauffmann D10/39
D447,705 S * 9/2001 Scheufele D10/39
D452,175 S * 12/2001 Finazzi D10/39

* cited by examiner

Primary Examiner—Nelson C. Holtje

(74) *Attorney, Agent, or Firm*—Colucci & Umans; Peter C.
Michalos; Angelo Notaro

(57) **CLAIM**

The ornamental design for a wristwatch, as shown and
described.

DESCRIPTION

FIG. 1 is a perspective view thereof;
FIG. 2 is a front view thereof;
FIG. 3 is a rear view thereof;
FIG. 4 is a right side view thereof;
FIG. 5 is a left side view thereof;
FIG. 6 is a top view thereof; and,
FIG. 7 is a bottom view thereof.

1 Claim, 2 Drawing Sheets



FIG. 1



FIG. 2



FIG. 3




FIG. 4




FIG. 6



FIG. 5




FIG. 7

