



US00D45999S

(12) **United States Design Patent**
Von Burg

(10) **Patent No.:** **US D459,999 S**

(45) **Date of Patent:** **** Jul. 9, 2002**

(54) **MOUNT OF A WATCH FACE**

OTHER PUBLICATIONS

(75) Inventor: **Remington Von Burg**, Grenchen (CH)

Jeweler's circular—Keystone—Jan. 1983—p. 103—watches at left.*

(73) Assignee: **D. Swarovski & Co.**, Wattens (AT)

* cited by examiner

(**) Term: **14 Years**

Primary Examiner—Nelson C. Holtje

(21) Appl. No.: **29/149,892**

(74) *Attorney, Agent, or Firm*—Wenderoth, Lind & Ponack, L.L.P.

(22) Filed: **Oct. 22, 2001**

(57) **CLAIM**

(51) **LOC (7) Cl.** **10-02**

The ornamental design for a mount of a watch face, as shown.

(52) **U.S. Cl.** **D10/30**

(58) **Field of Search** D10/30-39, 122-132;
368/281-282, 276-277, 285

DESCRIPTION

(56) **References Cited**

FIG. 1 is a top view of a mount of a watch face made of glass according to the present design;
FIG. 2 is a left side view thereof;
FIG. 3 is a right side view thereof,
FIG. 4 is a bottom view thereof,
FIG. 5 is a rear view thereof; and,
FIG. 6 is a front view thereof.

U.S. PATENT DOCUMENTS

- D283,015 S * 3/1986 Lederrey D10/39
- D339,532 S * 9/1993 Frappe D10/39
- D413,274 S * 8/1999 Burg D10/39
- D452,172 S * 12/2001 von Burg D10/32

FOREIGN PATENT DOCUMENTS

JP 657194 * 4/1985 D10/32 UX

1 Claim, 2 Drawing Sheets

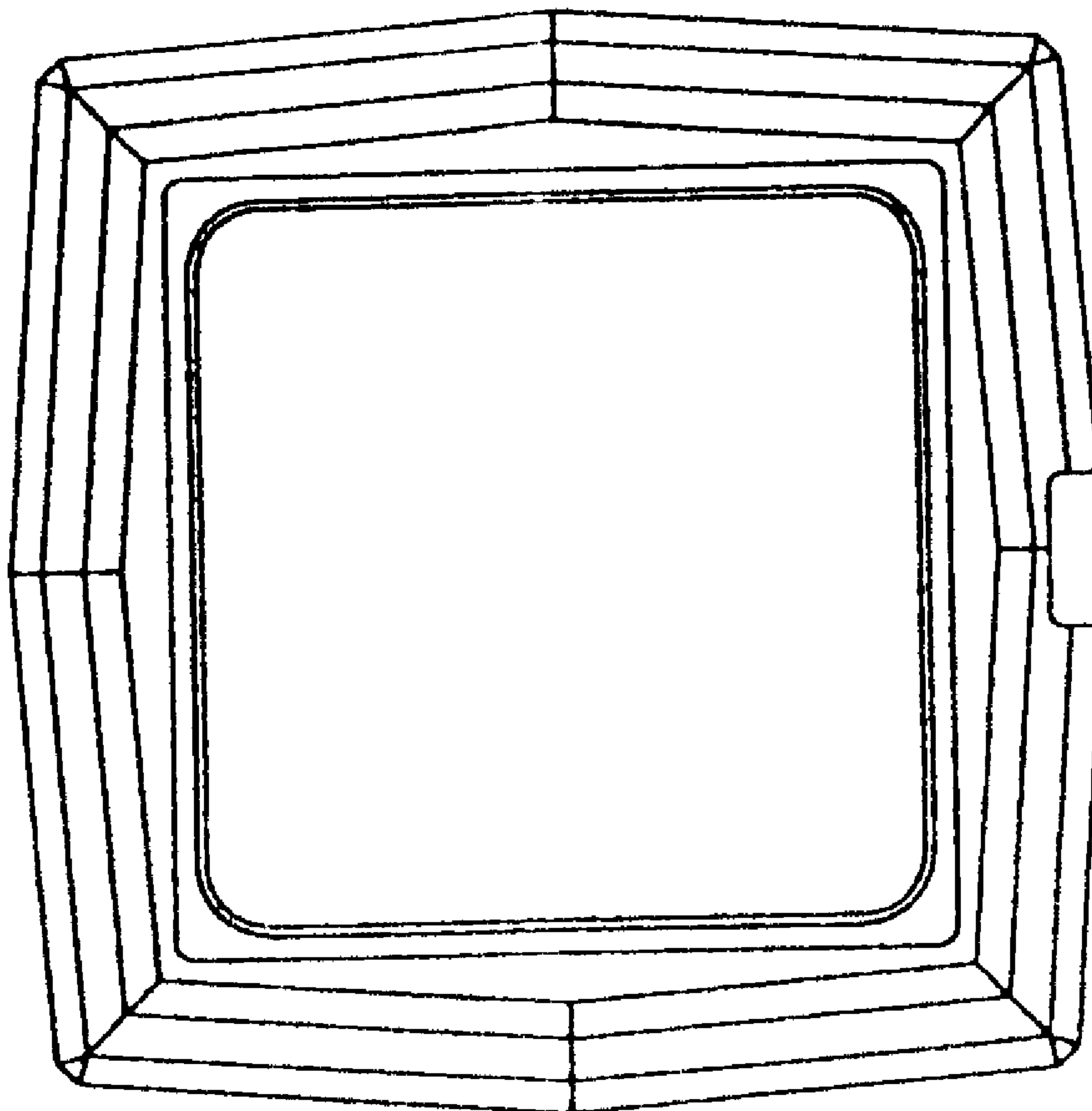


Fig. 1

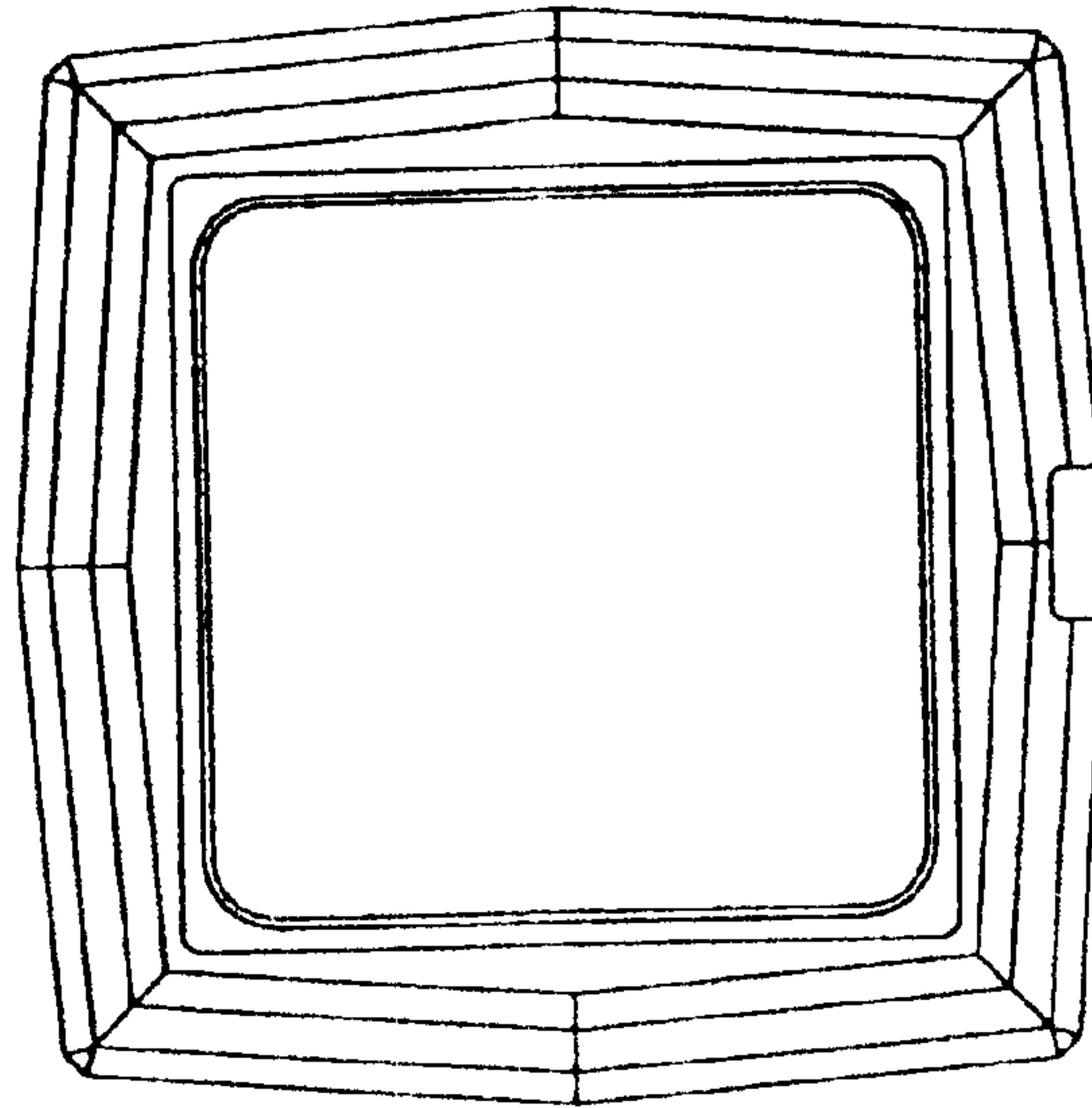


Fig. 2



Fig. 3

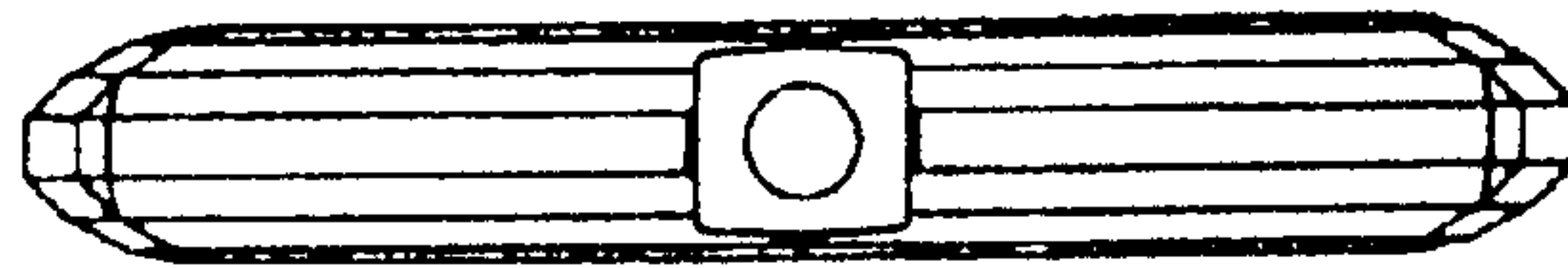


Fig. 4

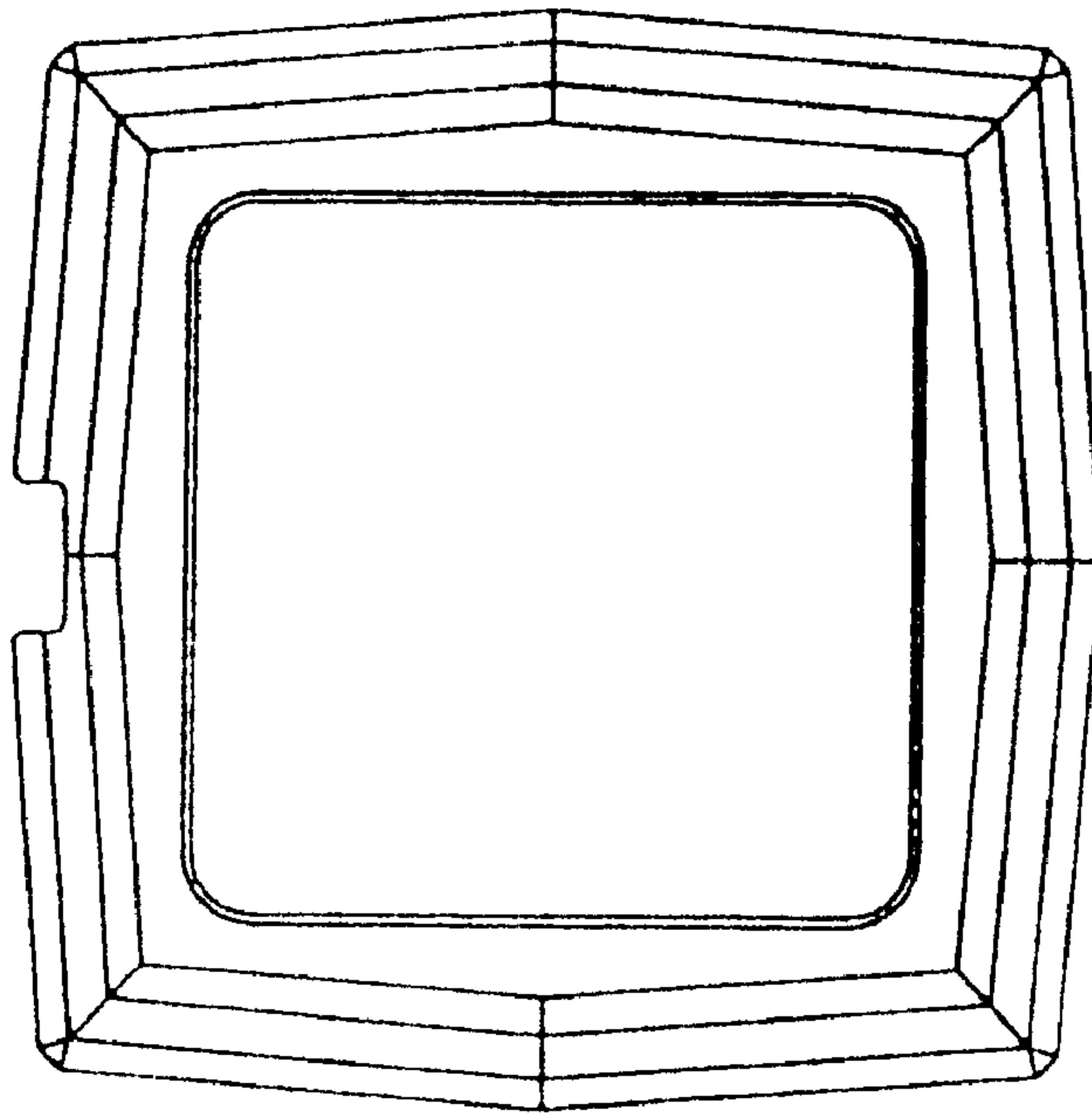


Fig. 5




Fig. 6

