



US00D45998S

(12) **United States Design Patent**  
**Sgariboldi**

(10) **Patent No.:** **US D459,998 S**

(45) **Date of Patent:** **\*\* Jul. 9, 2002**

(54) **CONTAINER FOR PERFUMES AND COSMETIC PRODUCTS**

(75) Inventor: **Giovanni Sgariboldi, Monza (IT)**

(73) Assignee: **Euroitalia S.r.l., Monza (IT)**

(\*\*) Term: **14 Years**

(21) Appl. No.: **29/117,819**

(22) Filed: **Jan. 31, 2000**

(30) **Foreign Application Priority Data**

Oct. 12, 1999 (IT) ..... MI9900596

(51) **LOC (7) Cl.** ..... **09-01**

(52) **U.S. Cl.** ..... **D9/552; D9/518; D9/549**

(58) **Field of Search** ..... D9/307, 516-518, D9/544-546, 549, 552, 556, 558, 562, 565, 567, 574, 575; 215/45, 46, 54, 219, 227, 250, 251, 253-257, 291, 299, 382-384

(56) **References Cited**

**U.S. PATENT DOCUMENTS**

- 778,968 A \* 1/1905 Herman ..... 215/257
- D37,700 S \* 11/1905 Hyatt ..... D9/558 X
- 944,166 A \* 12/1909 Anstead et al. .... 215/54
- D101,392 S \* 9/1936 Oestreich ..... D9/556
- D104,396 S \* 5/1937 Fehr ..... D9/503
- 2,193,227 A \* 3/1940 Deletzke ..... 215/252
- D256,886 S \* 9/1980 DiScala ..... D9/529

- D272,991 S \* 3/1984 Thompson ..... D9/529
- D306,695 S \* 3/1990 Smith ..... D9/563
- D360,134 S \* 7/1995 Snyder ..... D9/520
- D365,992 S \* 1/1996 Trussardi ..... D9/544
- D369,980 S \* 5/1996 Dinand ..... D9/558
- D406,062 S \* 2/1999 Brewer ..... D9/520

**FOREIGN PATENT DOCUMENTS**

JP 824468 \* 12/1991

**OTHER PUBLICATIONS**

Beauty Fashion, Jun. 1982, bottle(s) on p. 123.\*

\* cited by examiner

*Primary Examiner*—Raphael Barkai

*Assistant Examiner*—C Tuttle


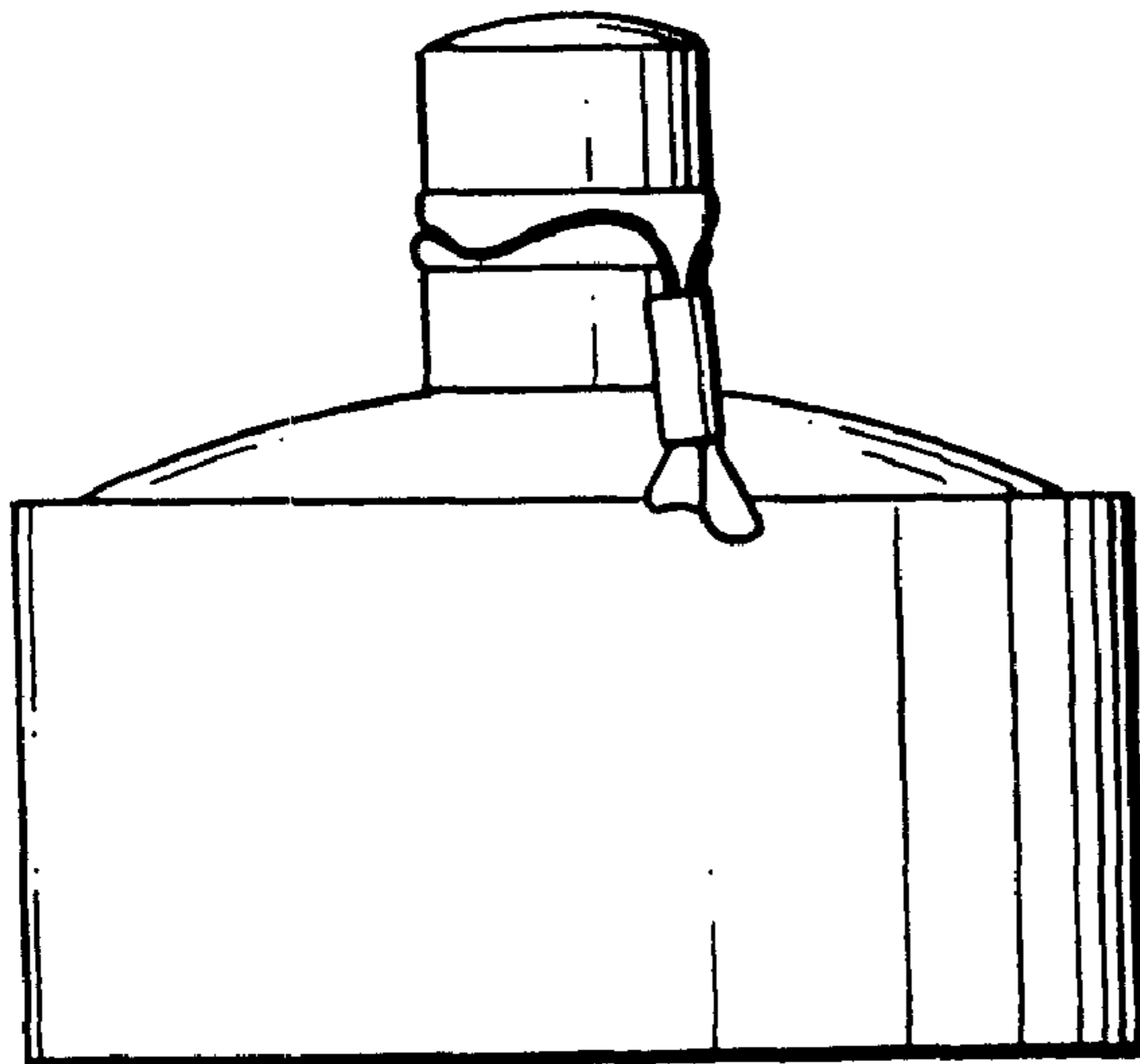
(57) **CLAIM**

An ornamental design for container for perfumes and cosmetic products, as shown and described.

**DESCRIPTION**

FIG. 1 is a front elevational view of the container for perfumes and cosmetic products of this invention; FIG. 2 is a bottom plan view thereof; FIG. 3 is a top plan view thereof; FIG. 4 is a left side elevational view thereof; FIG. 5 is a rear elevational view thereof; and, FIG. 6 is a right side elevational view thereof.

**1 Claim, 1 Drawing Sheet**



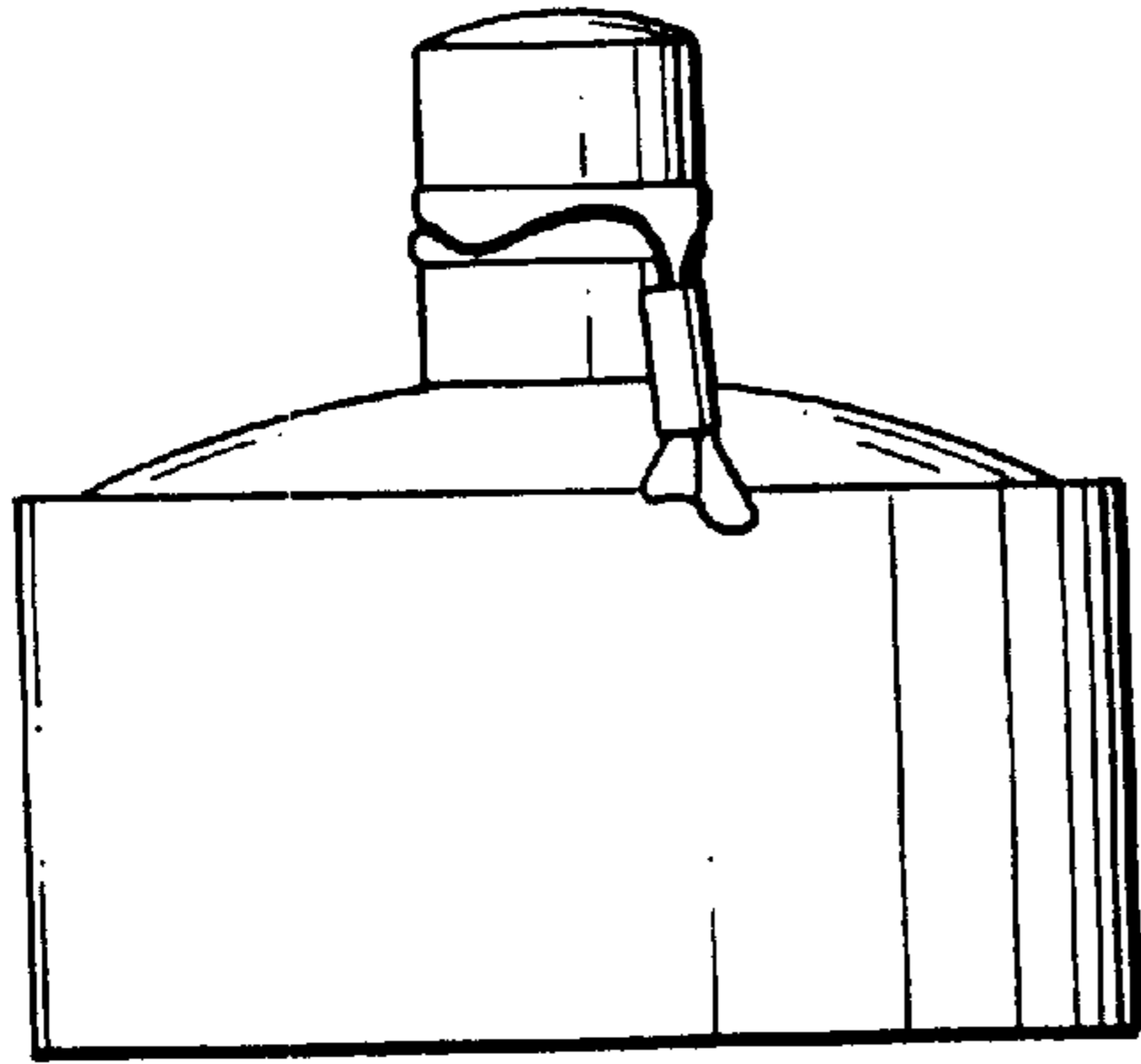


FIG. 1

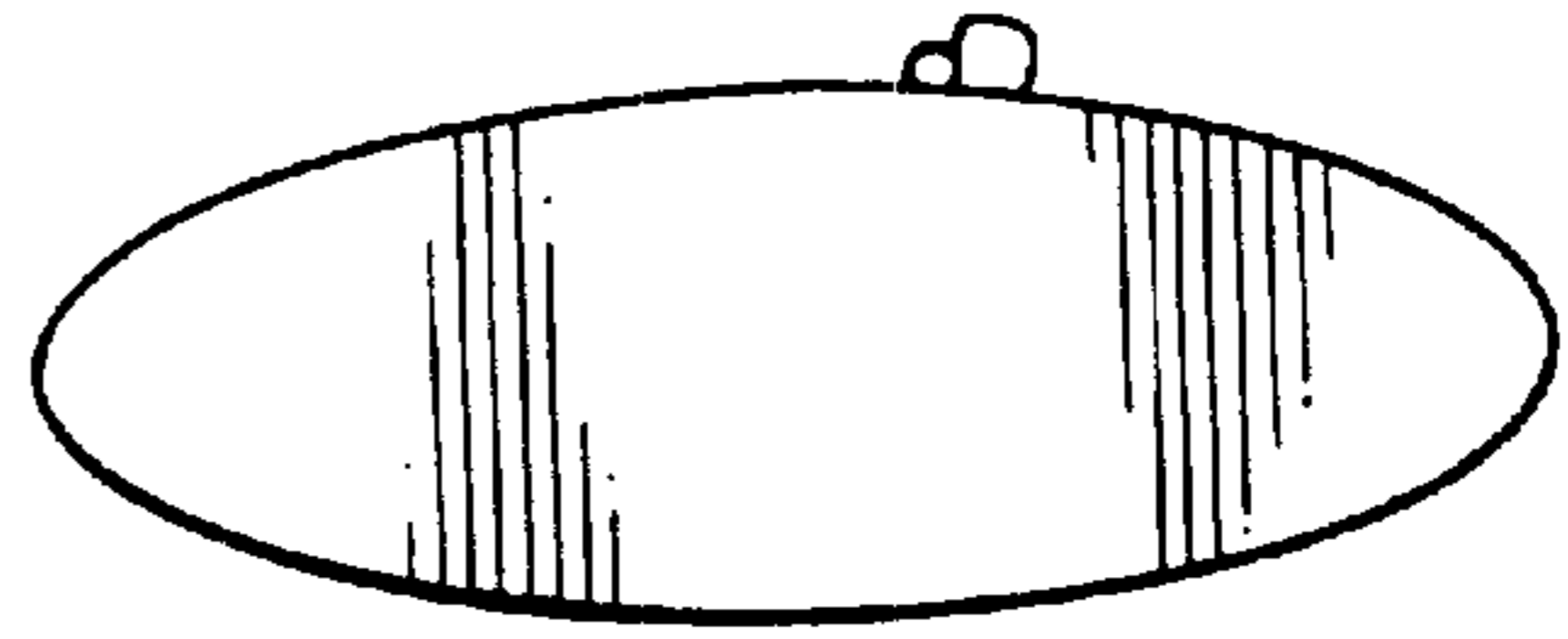


FIG. 2




FIG. 3




FIG. 4

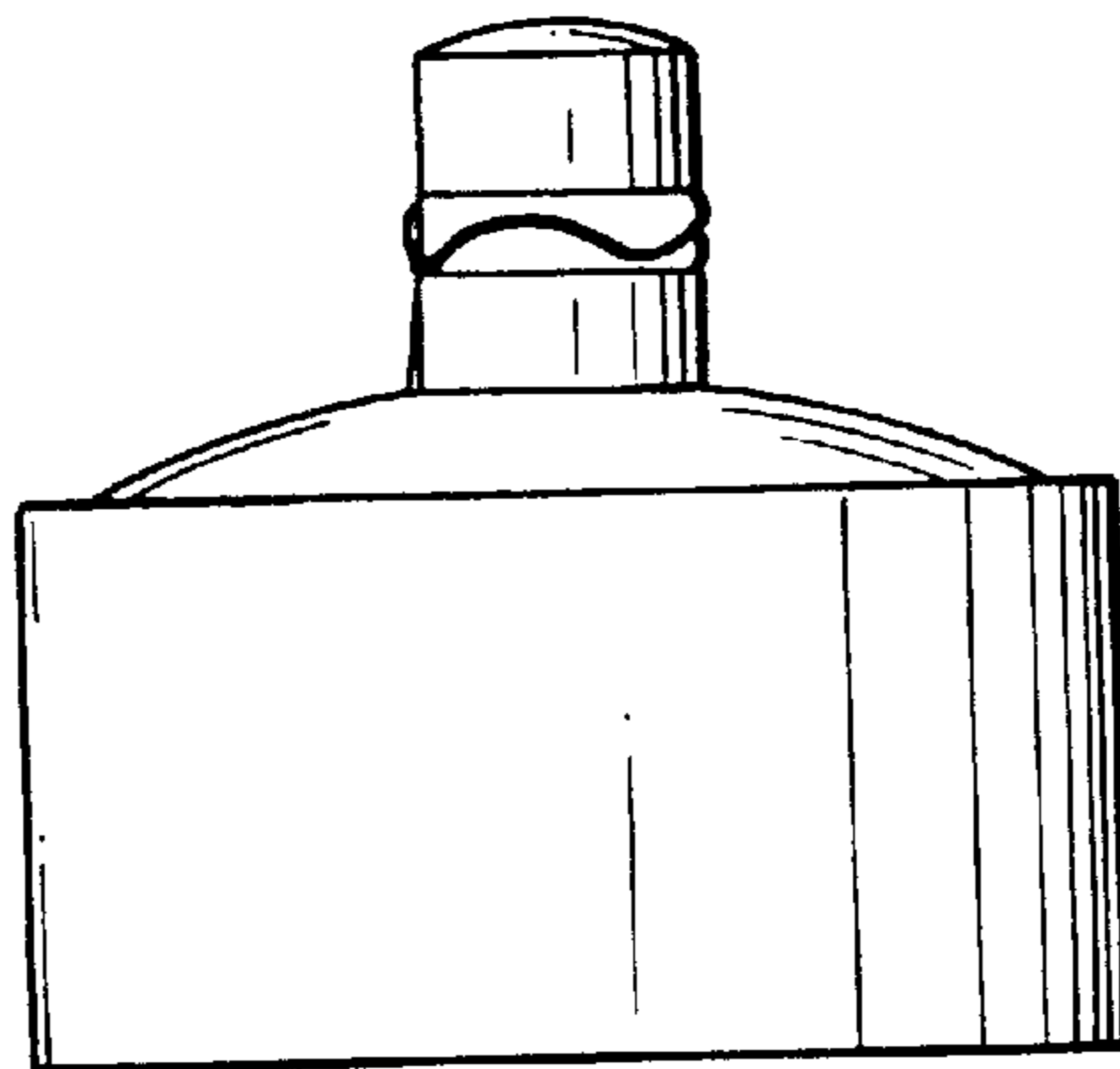


FIG. 5

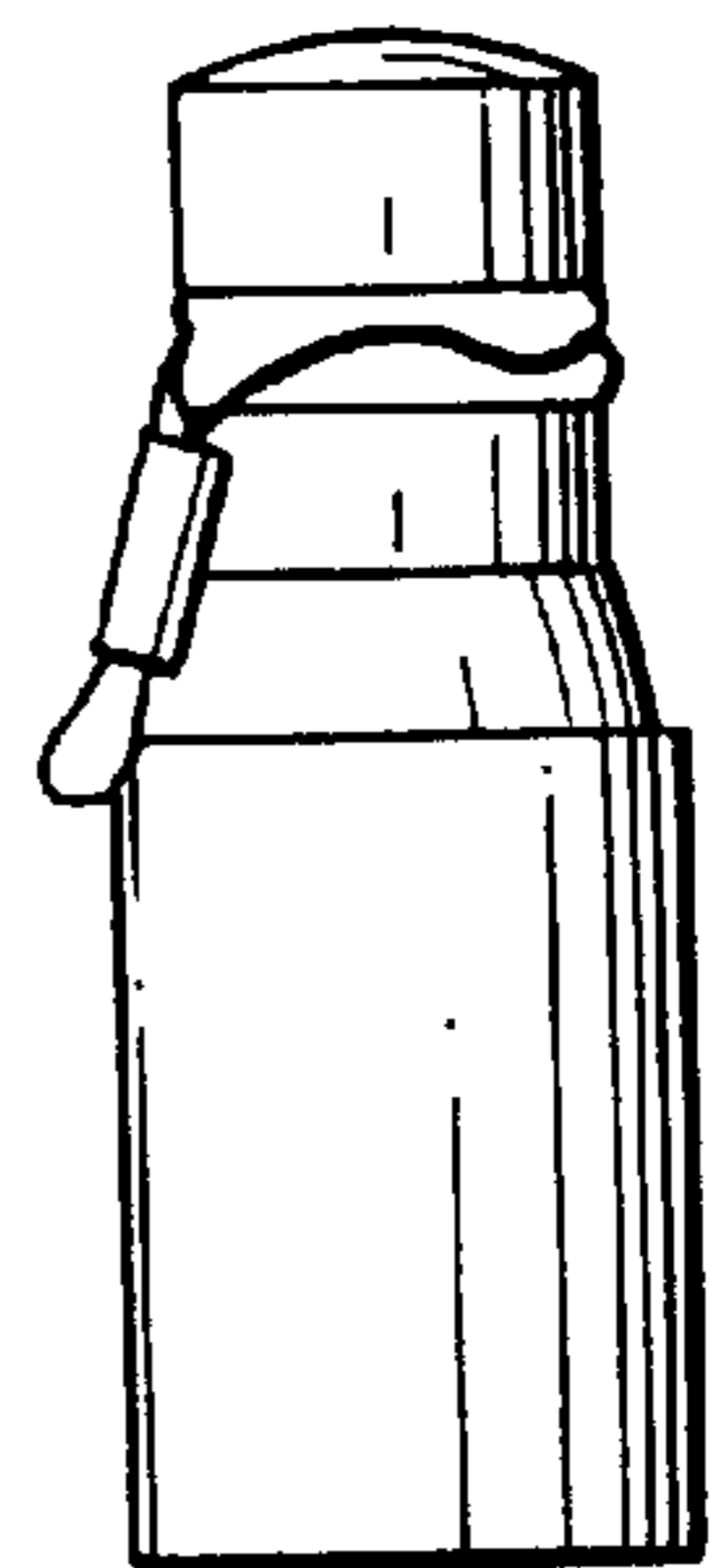


FIG. 6