



US00D45996S

(12) **United States Design Patent**  
**Kuzma et al.**

(10) **Patent No.:** **US D459,996 S**

(45) **Date of Patent:** **\*\* Jul. 9, 2002**

(54) **COMBINED BOTTLE AND CAP**  
(75) Inventors: **Gene J. Kuzma; Dorothy M. Ng**, both  
of Columbus, OH (US)  
(73) Assignee: **G. K. Packaging, Inc.**, Plain City, OH  
(US)  
(\*\*) Term: **14 Years**

D382,209 S \* 8/1997 Fenton et al. .... D9/558  
D396,191 S \* 7/1998 Kuzma et al. .... D9/574  
D412,281 S \* 7/1999 Lindsay et al. .... D9/500  
D421,910 S \* 3/2000 Warner et al. .... D9/520  
D425,429 S \* 5/2000 Weber ..... D9/529  
D437,559 S \* 2/2001 Fenton et al. .... D9/558  
D447,693 S \* 9/2001 Warner et al. .... D9/503  
D449,230 S \* 10/2001 Harris et al. .... D9/558

(21) Appl. No.: **29/141,722**  
(22) Filed: **May 11, 2001**  
(51) **LOC (7) Cl.** ..... **09-01**  
(52) **U.S. Cl.** ..... **D9/549; D9/574**  
(58) **Field of Search** ..... D9/300, 449, 450,  
D9/516, 520-523, 530-531, 539, 540, 542,  
543, 549, 552, 554, 556, 557, 558, 567,  
571-575; 215/381-385, 396, 398

**FOREIGN PATENT DOCUMENTS**

GB 2083037 \* 12/1999

\* cited by examiner

*Primary Examiner*—Ted Shooman  
*Assistant Examiner*—Carol Rademaker  
(74) *Attorney, Agent, or Firm*—John L. Gray

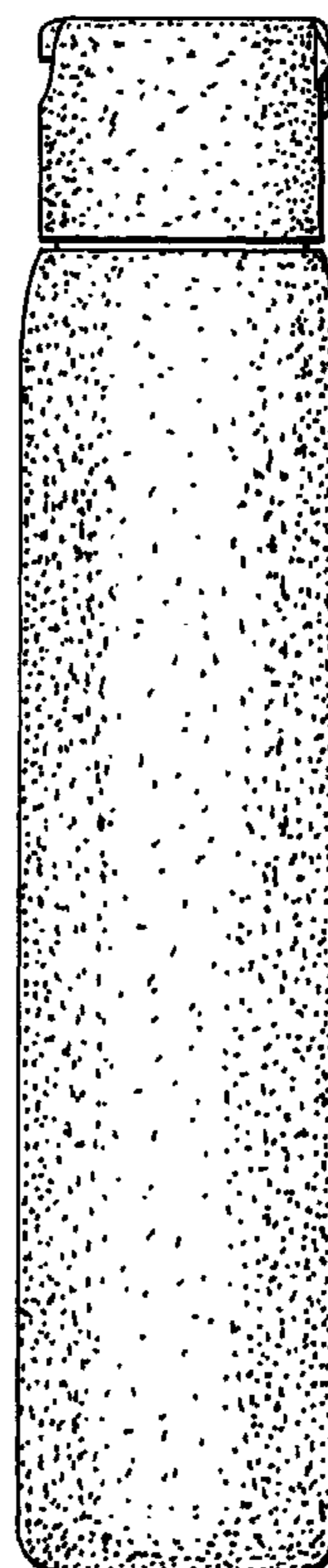

(56) **References Cited**  
**U.S. PATENT DOCUMENTS**  
D195,368 S \* 6/1963 Koenigsberg ..... D9/542  
D217,585 S \* 5/1970 Lambelet ..... D9/500  
D319,582 S \* 9/1991 Crawford ..... D9/571  
5,201,440 A \* 4/1993 Gross ..... 220/269 X  
D352,663 S \* 11/1994 Suxdorf ..... D9/573  
D369,294 S \* 4/1996 Hirato ..... D9/300  
D379,307 S \* 5/1997 Marriage ..... D9/503  
5,632,420 A \* 5/1997 Lohrman et al. .... 222/212


(57) **CLAIM**  
The ornamental design for a combined bottle and cap, as shown and described.

**DESCRIPTION**


FIG. 1 is a front elevation of a combined bottle and cap showing our new design;  
FIG. 2 is a left side elevation thereof, the right side elevation being a mirror image;  
FIG. 3 is a top plan view;  
FIG. 4 is a bottom plan view; and,  
FIG. 5 is a rear elevation thereof.

**1 Claim, 2 Drawing Sheets**

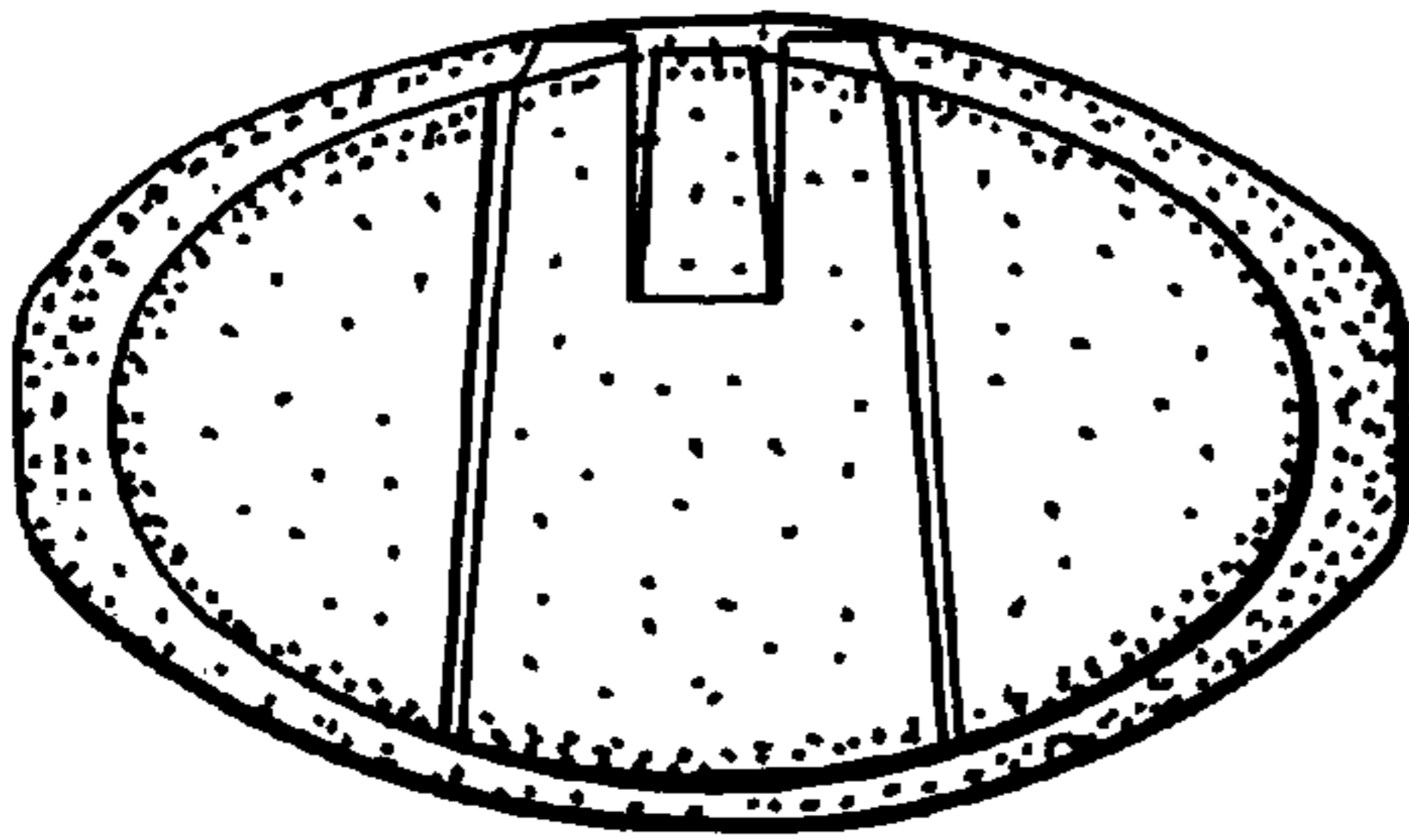





*Fig. 1*




*Fig. 2*



*Fig. 3*



*Fig. 4*



*Fig. 5*