



US00D459988S

(12) **United States Design Patent**
Högman

(10) **Patent No.:** **US D459,988 S**

(45) **Date of Patent:** **** Jul. 9, 2002**

(54) **PACKAGE**

(75) Inventor: **Axel Högman, Göteborg (SE)**

(73) Assignee: **Eggstra Pack AB (SE)**

(**) Term: **14 Years**

(21) Appl. No.: **29/143,493**

(22) Filed: **Jun. 14, 2001**

Related U.S. Application Data

(62) Division of application No. 29/115,454, filed on Dec. 9, 1999, now Pat. No. Des. 447,684.

(30) **Foreign Application Priority Data**

Jun. 11, 1999	(SE)	99-1078
Jun. 11, 1999	(SE)	99-1079
Jun. 11, 1999	(SE)	99-1080
Sep. 8, 1999	(SE)	99-1613
Sep. 8, 1999	(SE)	99-1614
Sep. 8, 1999	(SE)	99-1615

(51) **LOC (7) Cl.** **09-03**

(52) **U.S. Cl.** **D9/341**

(58) **Field of Search** D9/341, 344, 345, D9/346, 347, 348, 424, 425, 426, 431, 456; 206/213.1, 508, 521, 521.1, 521.4, 521.7, 521.8, 521.9, 541, 564; 220/4.23, 4.24, 508; 229/904

(56) **References Cited**

U.S. PATENT DOCUMENTS

4,057,188	A	*	11/1977	Steinhardt	206/521.8
D346,552	S	*	5/1994	Krupa	D9/341

D368,414	S	*	4/1996	VanHalteren et al.	D7/675
5,538,136	A	*	7/1996	Onneweer	206/521.8
D374,177	S	*	10/1996	Onneweer	D9/341
5,590,805	A	*	1/1997	Knoss et al.	220/508
5,857,574	A	*	1/1999	Weber	206/736
D405,363	S	*	2/1999	Herbruck	D9/341

* cited by examiner

Primary Examiner—Ted Shooman

Assistant Examiner—Daniel Bui

(74) *Attorney, Agent, or Firm*—Lerner, David, Littenberg, Krumholz & Mentlik, LLP

(57) **CLAIM**

The ornamental design for a package, as shown and described.

DESCRIPTION

FIG. 1 is a top, perspective view of a package in accordance with my invention;

FIG. 2 is a bottom, perspective view of the package shown in FIG. 1;

FIG. 3 is a top, perspective view of the package shown in FIG. 1 with the two parts pivoted to an open position;

FIG. 4 is a bottom, perspective view of the package shown in FIG. 3;

FIG. 5 is a top, perspective view of the base middle sheet forming a holder for the removable cups in the package shown in FIG. 1; and,

FIG. 6 is a bottom, perspective view of the base middle sheet shown in FIG. 5.

The element in FIGS. 5 and 6 is shown separately for clarity of illustration only.

1 Claim, 3 Drawing Sheets

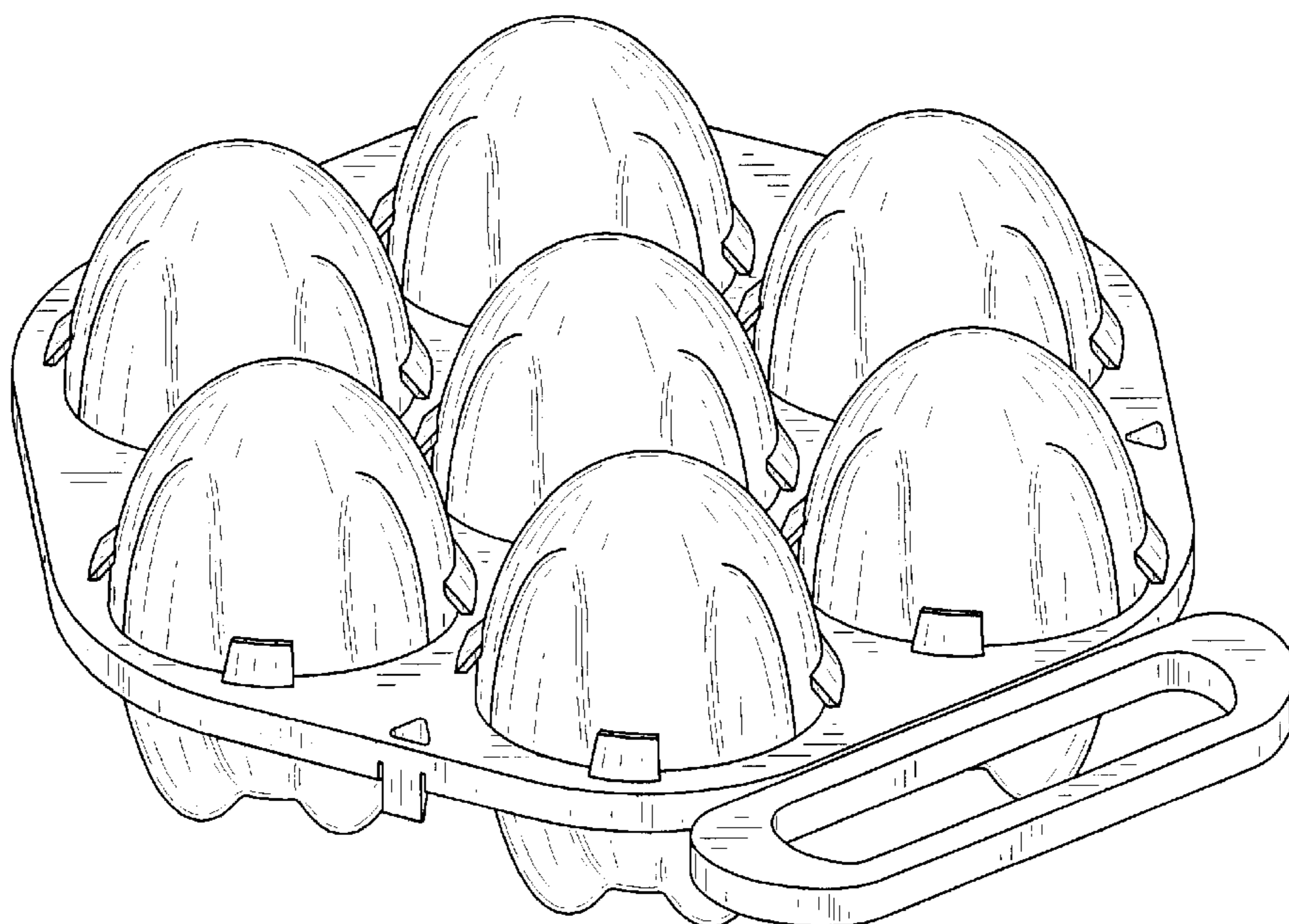


FIG. 1

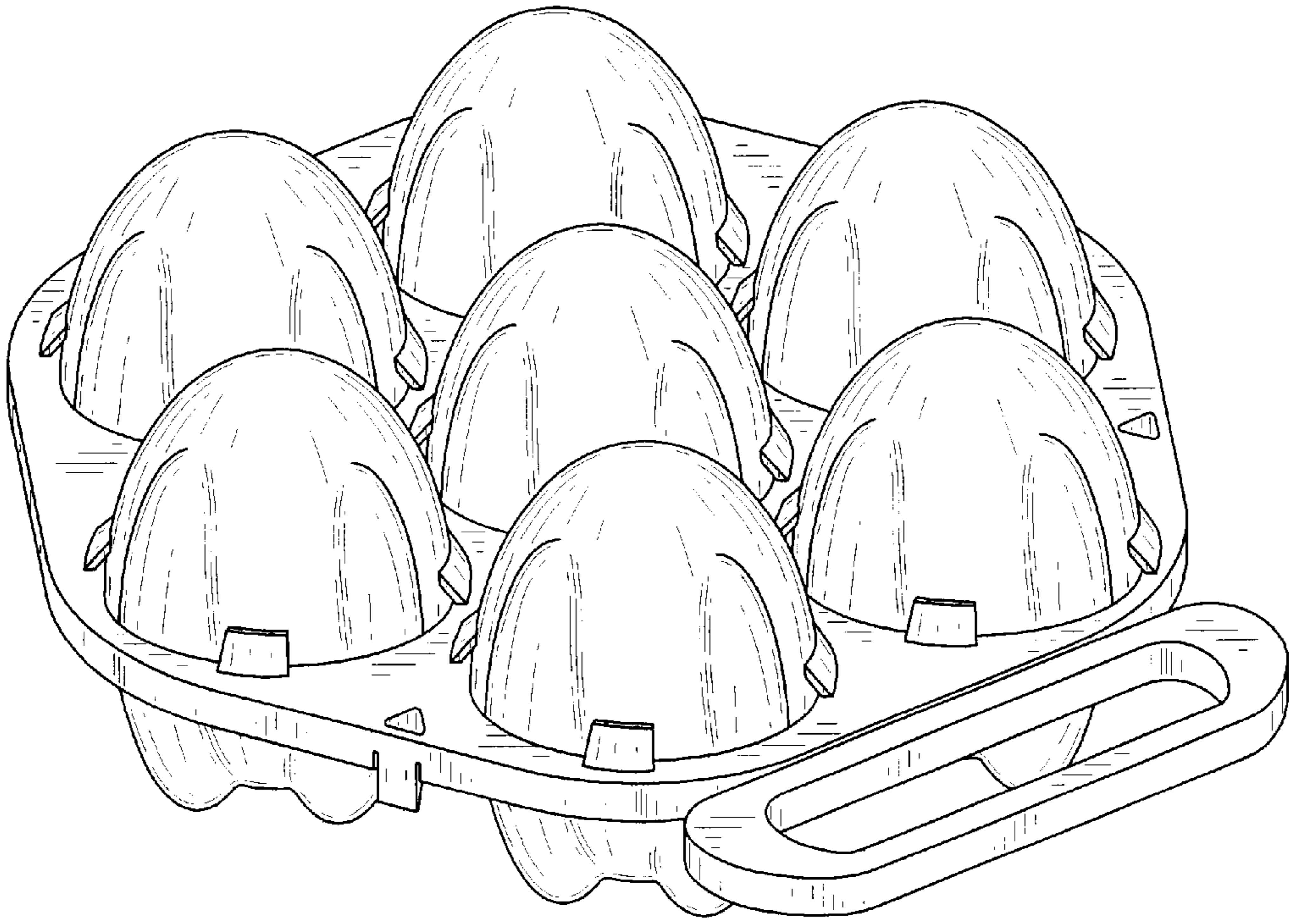


FIG. 2

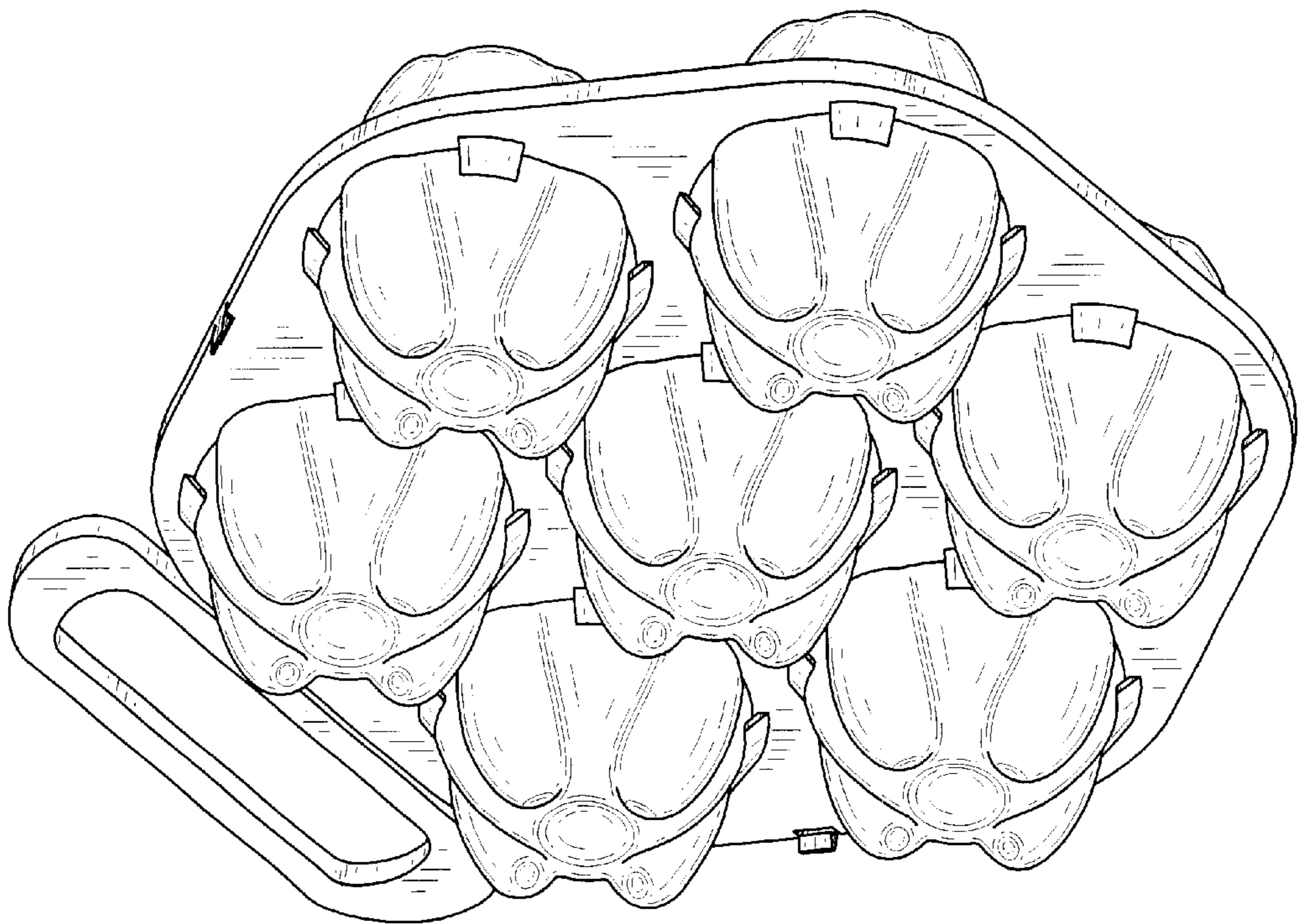


FIG. 3

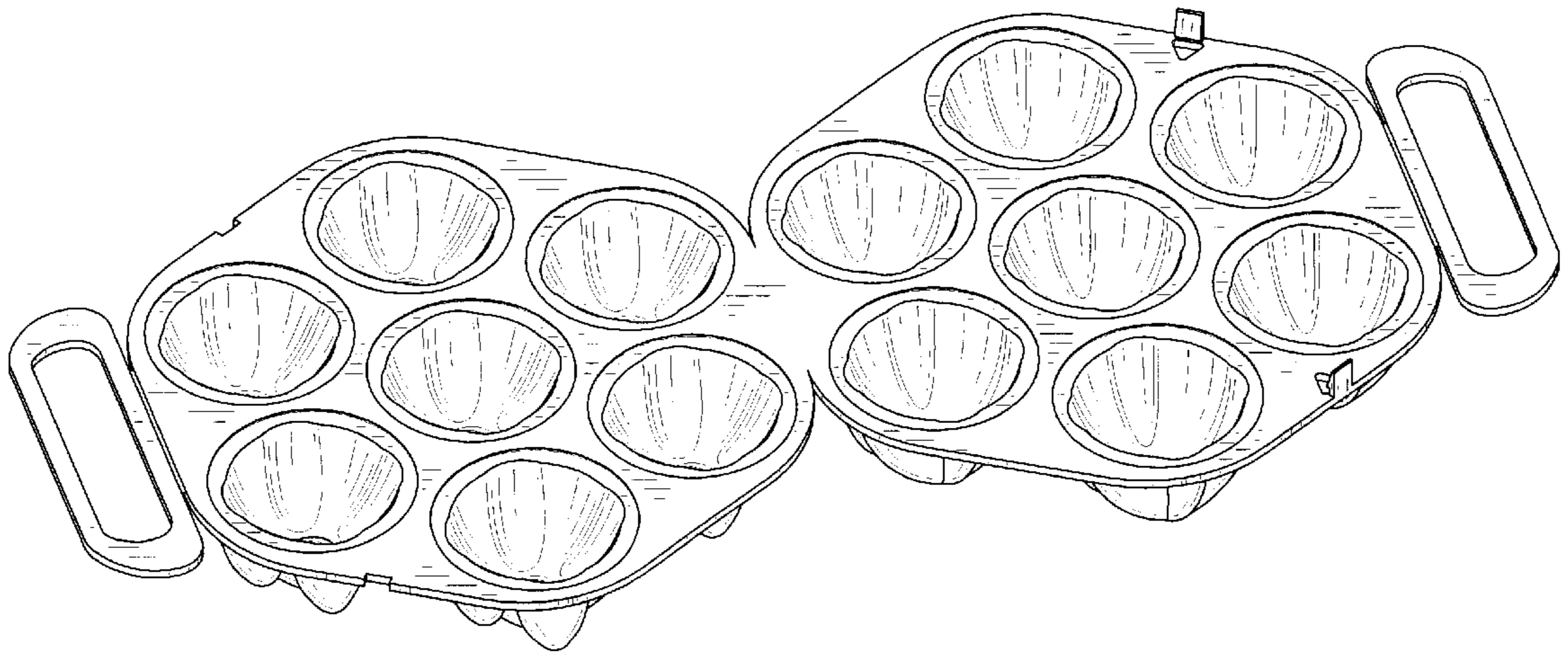


FIG. 4

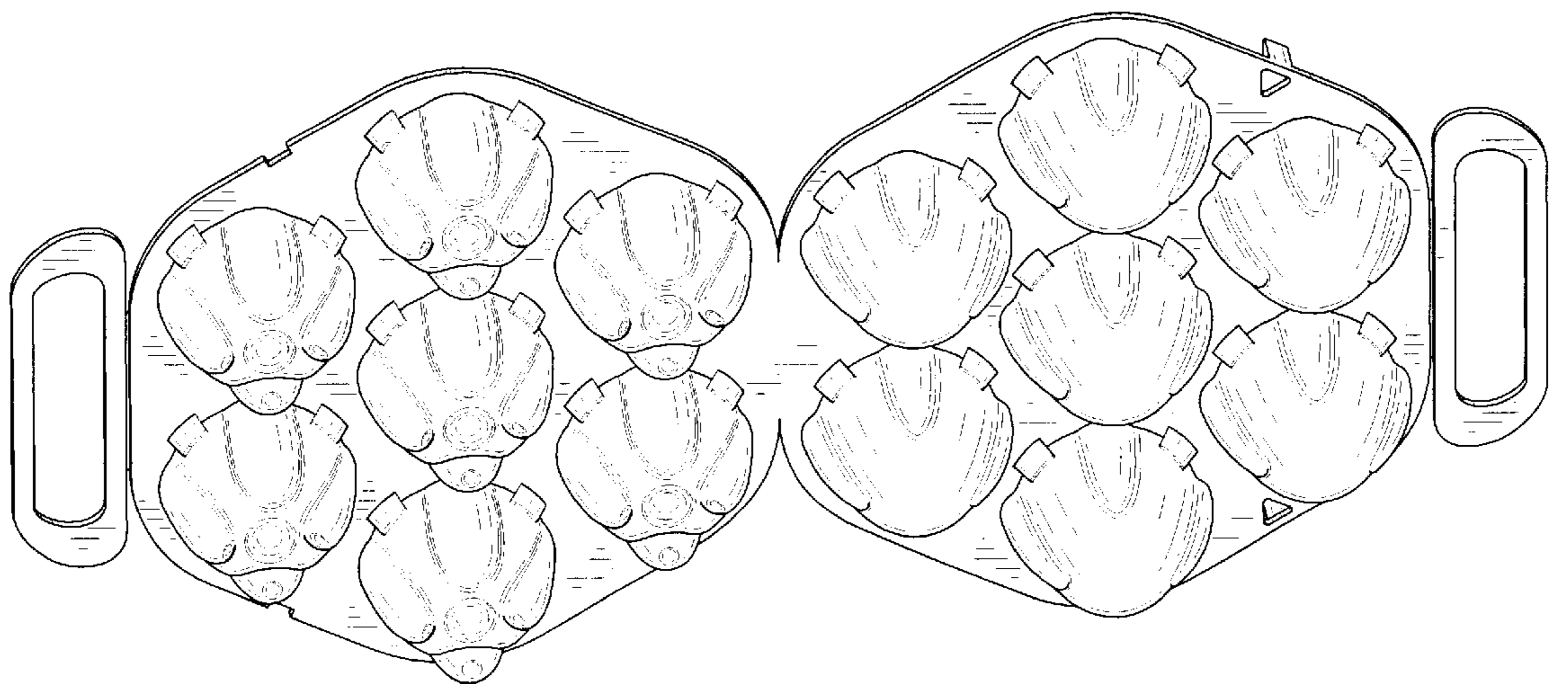


FIG. 5

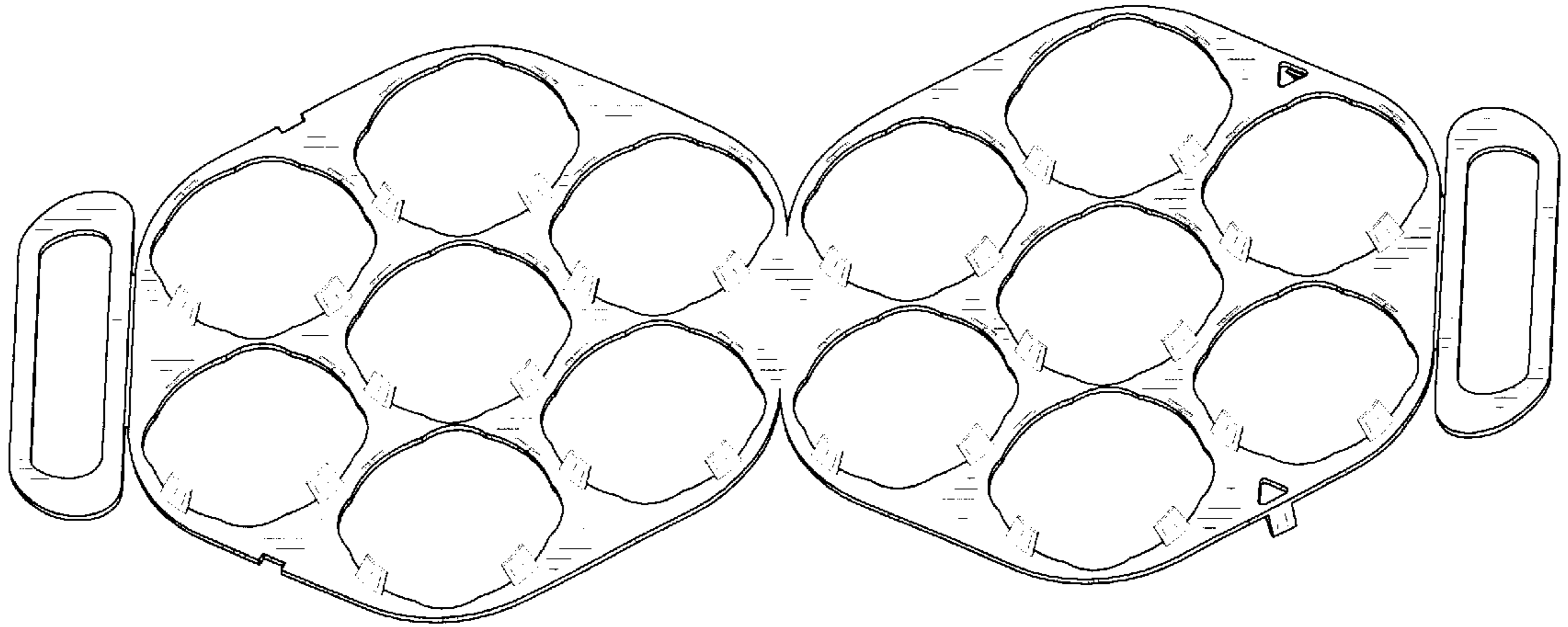


FIG. 6

