



US00D459978S

(12) **United States Design Patent**
Hollinger

(10) **Patent No.:** **US D459,978 S**

(45) **Date of Patent:** **** Jul. 9, 2002**

(54) **HANGING PLANT BRACKET**

(75) Inventor: **Fred Hollinger**, Kings Park, NY (US)

(73) Assignee: **American Tack & Hardware Co., Inc.**,
Monsey, NY (US)

(**) Term: **14 Years**

(21) Appl. No.: **29/142,902**

(22) Filed: **Jun. 5, 2001**

(51) **LOC (7) Cl.** **08-02**

(52) **U.S. Cl.** **D8/366; D6/556**

(58) **Field of Search** D8/349, 354, 363,
D8/367, 373, 372; 160/330, 349.2, 181;
211/86.01, 87.01, 100, 105.1, 105.2, 106,
187.1; D6/556

(56) **References Cited**

U.S. PATENT DOCUMENTS

D20,233 S * 1/1890 Jones D8/363
D70,831 S * 8/1926 Dlouhy D8/363
D75,598 S * 6/1928 Priest D8/370 X
D251,944 S * 5/1979 Chasen D8/373 X

D255,774 S * 7/1980 Soucy D8/366 X

D290,931 S * 7/1987 Powell D8/373

D411,951 S * 7/1999 Baranski et al. D8/363

* cited by examiner

Primary Examiner—Brian N. Vinson

(74) *Attorney, Agent, or Firm*—Hedman & Costigan, P.C.

(57) **CLAIM**

The ornamental design for a hanging plant bracket, as shown and described.

DESCRIPTION

FIG. 1 is a front and left side perspective view of a hanging plant bracket showing my new design, the broken-line disclosure of a plant being for illustrative purposes only and forming no part of the claimed design;

FIG. 2 is a front view of my design;

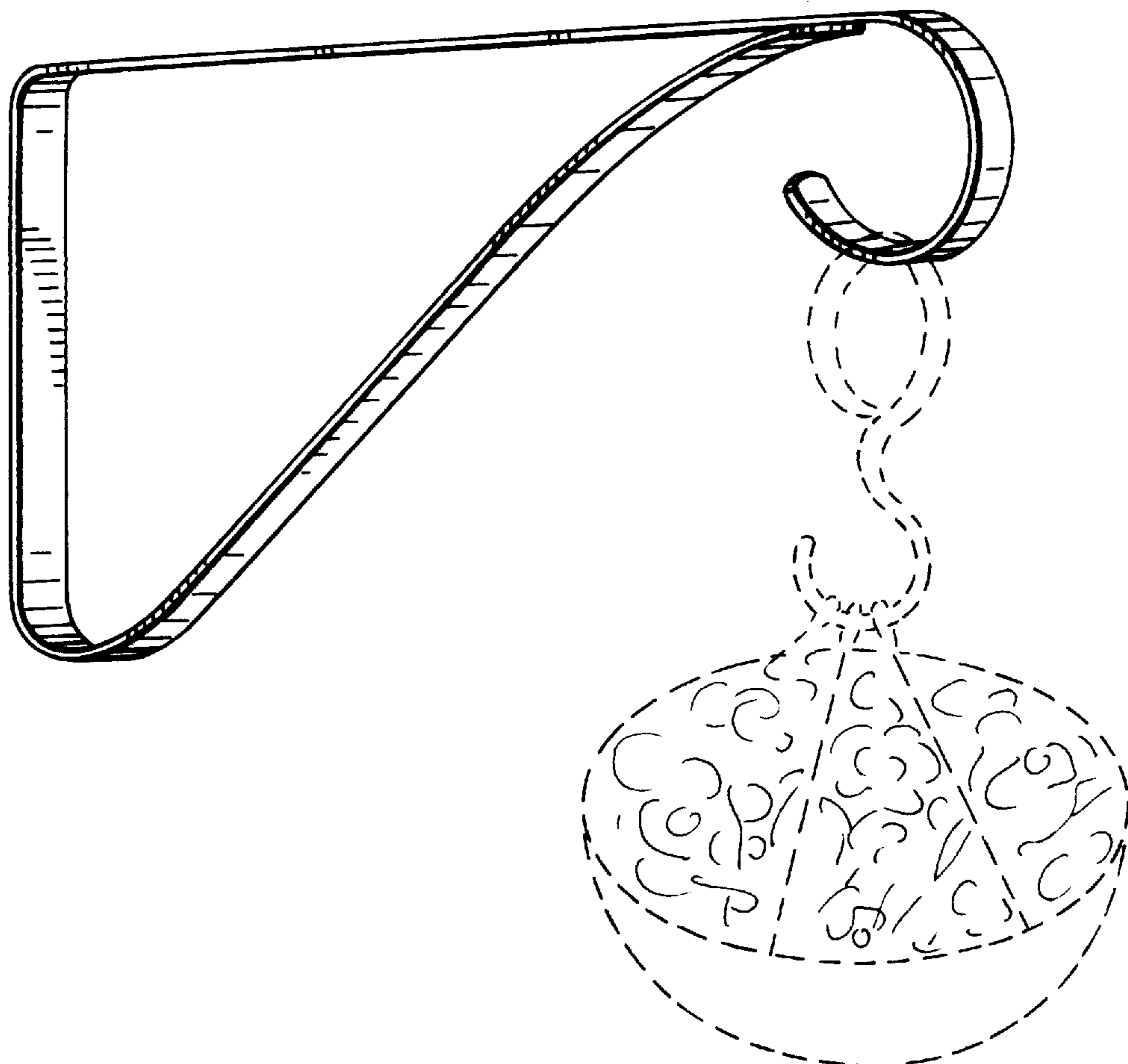
FIG. 3 is a back view of my design;

FIG. 4 is a top view of my design;

FIG. 5 is a right side view my design which is a mirror image of the left side view; and,

FIG. 6 is a bottom view of my design.

1 Claim, 2 Drawing Sheets



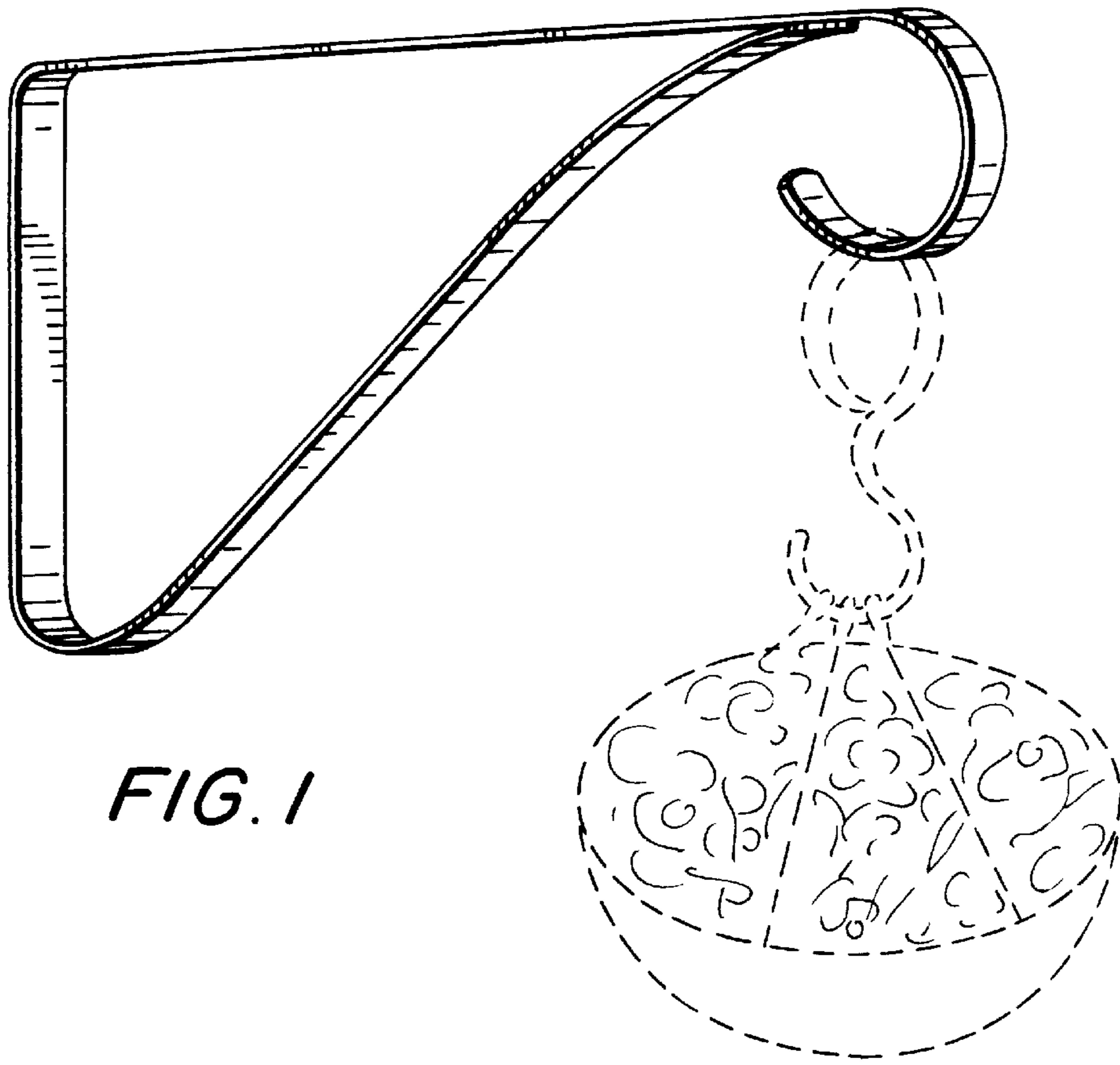


FIG. 1




FIG. 2




FIG. 3




FIG. 4

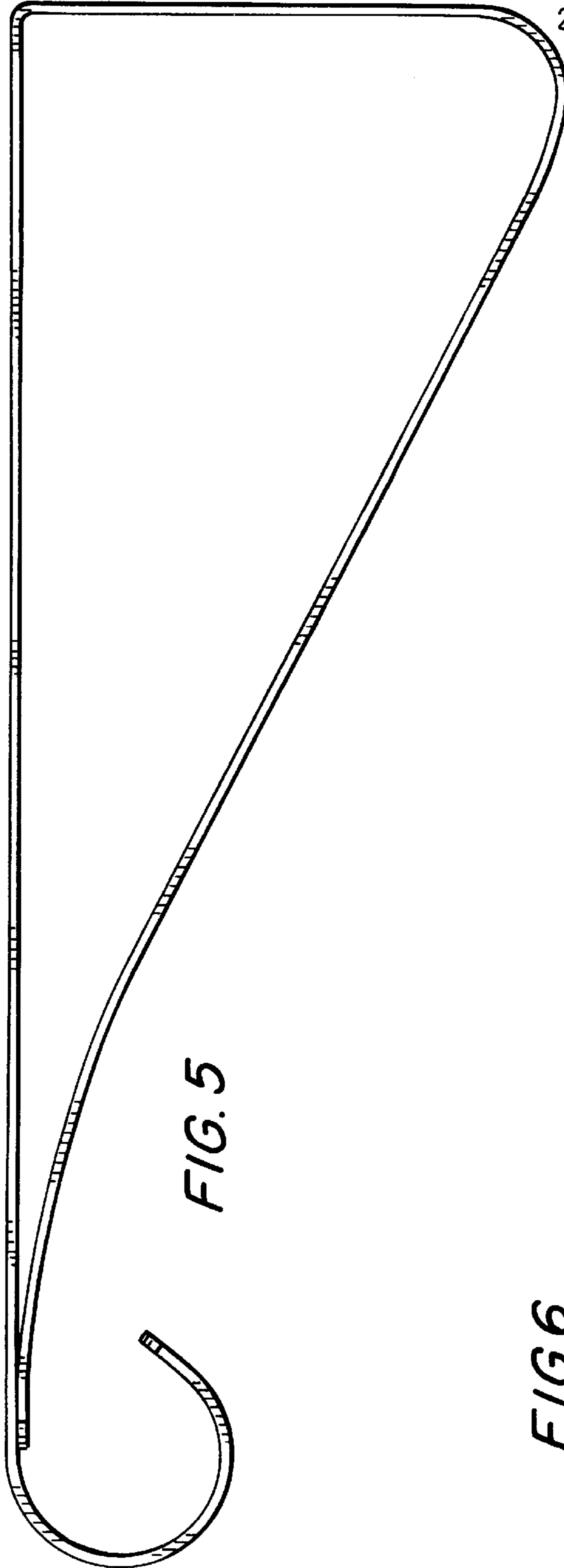


FIG. 5

2/2




FIG. 6