



US00D459959S

(12) **United States Design Patent**  
**Fetterman et al.**

(10) **Patent No.:** **US D459,959 S**

(45) **Date of Patent:** **\*\* Jul. 9, 2002**

(54) **EXTENSION ARM TOOL FOR UNLOADING  
SIZEABLE OBJECTS FROM PICKUP TRUCK  
BED**

(76) Inventors: **Daniel D. Fetterman**, 804 Cambridge  
Ct., Palmyra, PA (US) 17078; **Daniel  
G. Gindlesperger**, 76 Shady La.,  
Annville, PA (US) 17003

(\*\*) Term: **14 Years**

(21) Appl. No.: **29/147,284**

(22) Filed: **Aug. 27, 2001**

(51) **LOC (7) Cl.** ..... **08-05**

(52) **U.S. Cl.** ..... **D8/14**

(58) **Field of Search** ..... D8/14, 88, 89;  
294/19.1, 26, 19.3, 27.1; 7/166

(56) **References Cited**

**U.S. PATENT DOCUMENTS**

1,344,932 A	6/1920	Anderson	
3,153,262 A	10/1964	Ricciardi	
3,380,097 A	4/1968	Pharris	
4,004,539 A	* 1/1977	Wesson	114/221 R
4,624,494 A	* 11/1986	Huppert	294/19.1
4,793,646 A	12/1988	Michaud, Jr.	294/19.1
4,827,956 A	5/1989	Toot	294/86.14
4,955,647 A	* 9/1990	Alfredson	294/14
D311,311 S	* 10/1990	Metzger	D8/107
D311,312 S	* 10/1990	Morton	D8/14

D345,900 S	*	4/1994	Andrews	.....	D8/14
D370,605 S	*	6/1996	Schimeneck et al.	.....	D8/14
5,593,460 A		1/1997	Lessard	.....	15/143.1
D384,253 S	*	9/1997	Patino	.....	D8/14
5,823,590 A		10/1998	Forrest et al.	.....	294/19.1

\* cited by examiner

*Primary Examiner*—Philip S. Hyder

(74) *Attorney, Agent, or Firm*—Donald R. Schoonover

(57) **CLAIM**

The ornamental design for an extension arm tool for unloading sizeable objects from a pickup truck bed, as shown and described.

**DESCRIPTION**

FIG. 1 is a perspective view of the extension arm tool for unloading sizeable objects from pickup truck bed embodying the design of the present invention.

FIG. 2 is a side elevational view thereof;

FIG. 3 is a front end elevational view thereof;

FIG. 4 is a rear end elevational view thereof;

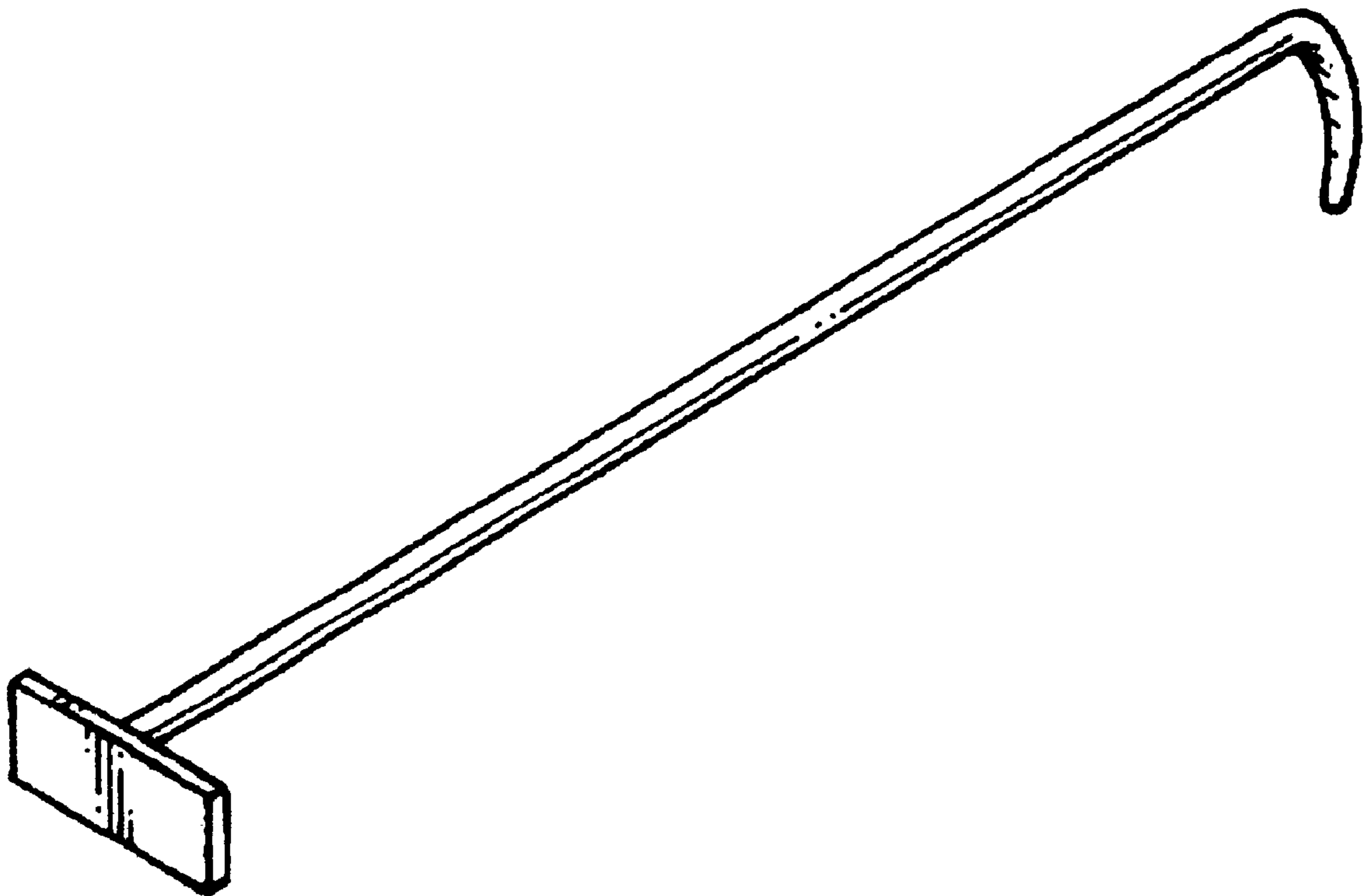
FIG. 5 is a top plan view thereof;

FIG. 6 is a bottom plan view thereof; and,

FIG. 7 is a perspective view of the extension arm tool for unloading sizeable objects from pickup truck bed in use.

The broken line showing of environment is for illustrative purposes only and forms no part of the claimed design.

**1 Claim, 4 Drawing Sheets**



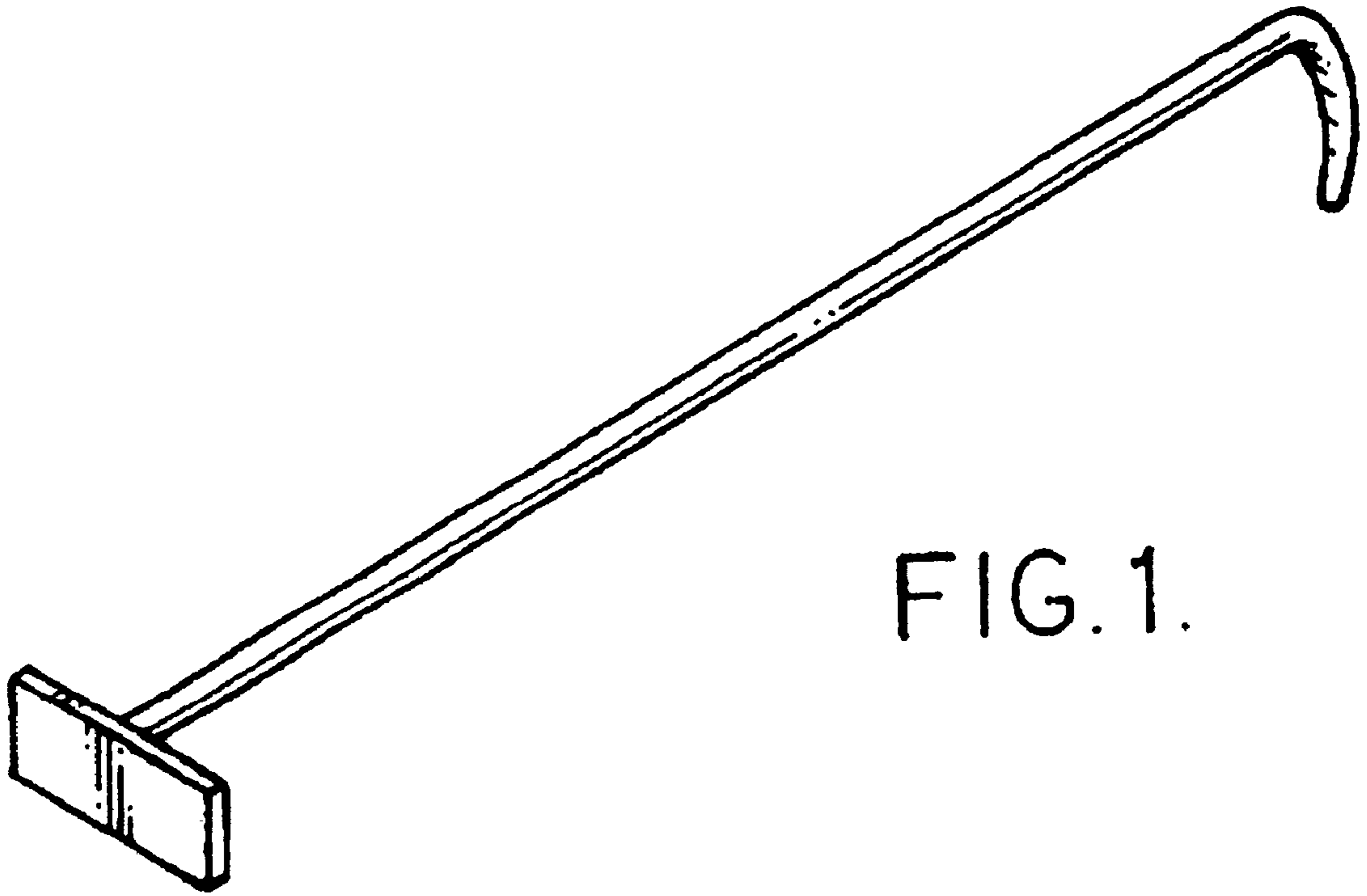


FIG. 1.

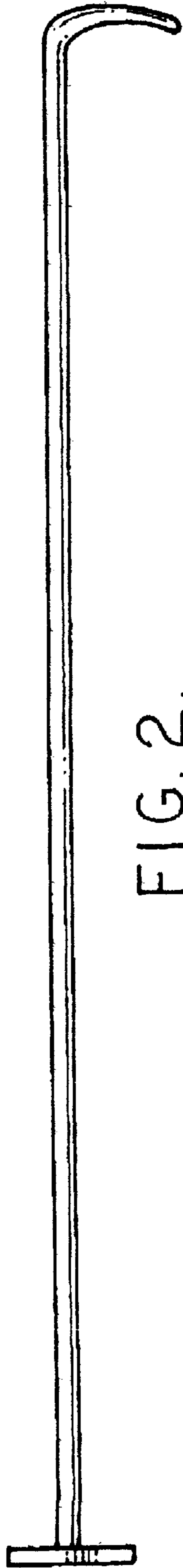


FIG. 2.

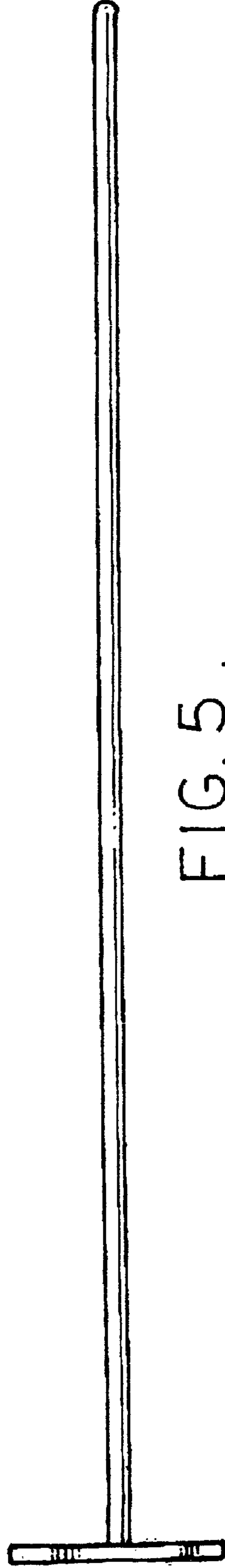


FIG. 5.

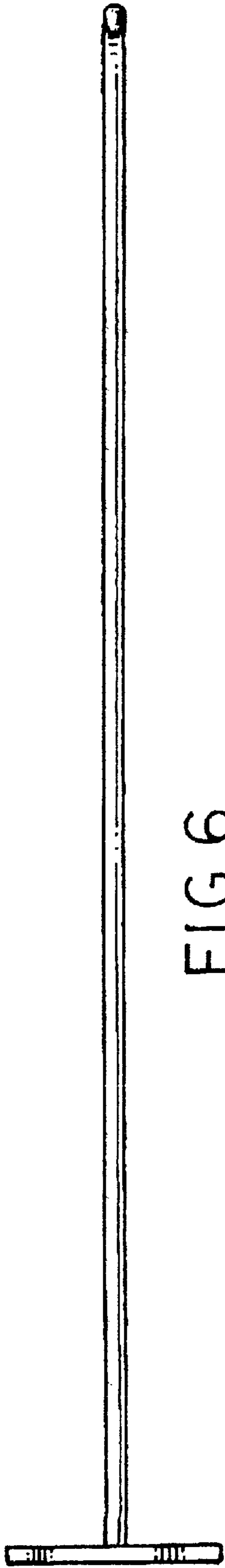


FIG. 6.

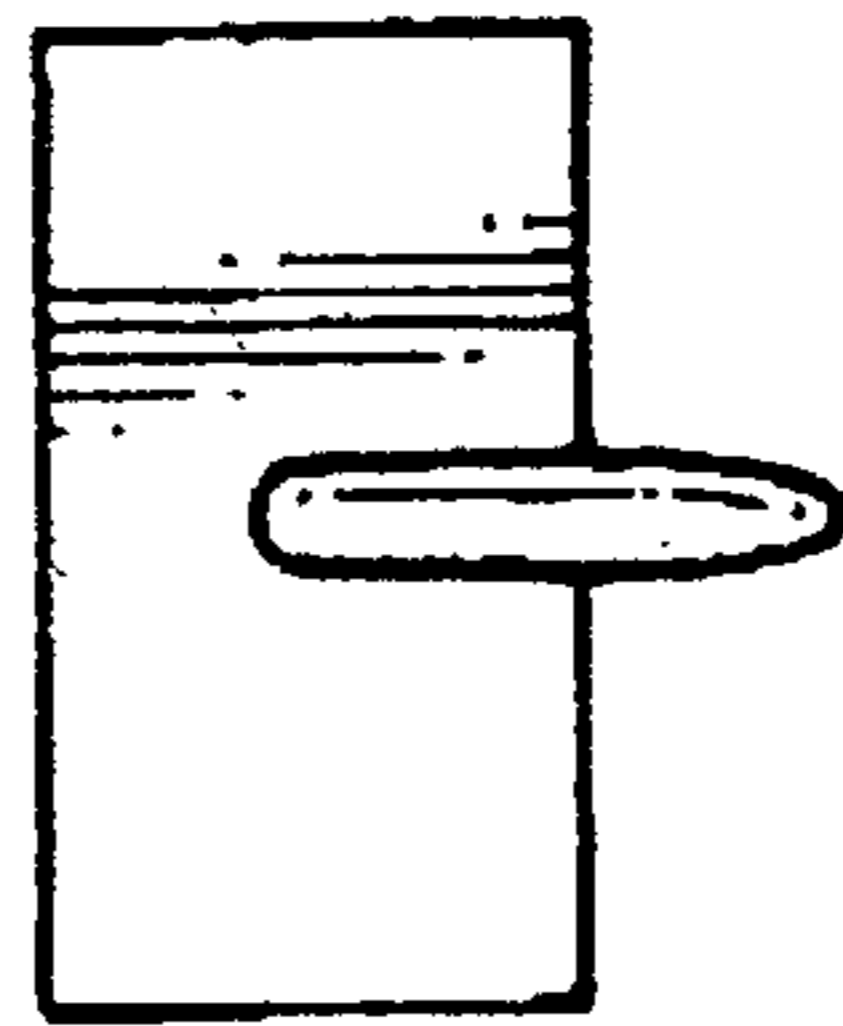


FIG. 3.

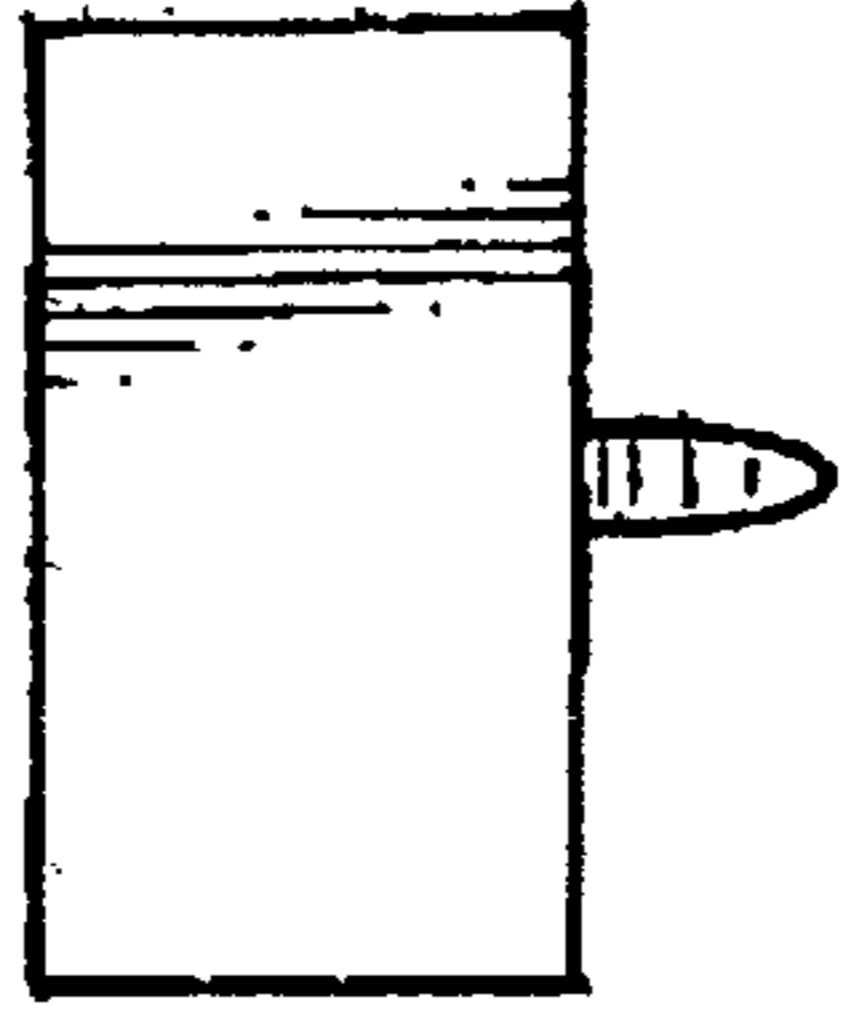


FIG. 4.

