



US00D459948S

(12) **United States Design Patent**
Cote et al.

(10) **Patent No.:** **US D459,948 S**

(45) **Date of Patent:** **** Jul. 9, 2002**

(54) **CUP**

(76) **Inventors:** **Andre Cote; Michael Boilard**, both of
165, Rue Wellington North, Suite 200,
Sherbrook (CA), J1H 5B9

(**) **Term:** **14 Years**

(21) **Appl. No.:** **29/130,676**

(22) **Filed:** **Oct. 6, 2000**

(30) **Foreign Application Priority Data**

Apr. 7, 2000 (DE) 4 00 03 760

(51) **LOC (7) Cl.** **07-01**

(52) **U.S. Cl.** **D7/536; D7/533**

(58) **Field of Search** D7/533, 536, 507,
D7/523, 393, 394, 521; 16/446; 220/755,
710.5; 229/402; 126/246; 215/391, 10

(56) **References Cited**

U.S. PATENT DOCUMENTS

D78,171 S	*	4/1929	Stern	D7/536
D98,607 S	*	2/1936	Moser-Benedict	D7/536
D100,852 S	*	8/1936	Cowan	D7/536
D102,416 S	*	12/1936	Day	D7/536 X
D166,014 S	*	2/1952	Wright	D7/536
D167,917 S	*	10/1952	Wagner	D7/536
D177,433 S	*	4/1956	Schreckengost	D7/536
2,770,956 A	*	9/1956	Achtziger	215/10
2,834,533 A	*	5/1958	Carew	229/402
3,144,950 A	*	8/1964	Rosenheim	215/391

D203,615 S	*	2/1966	Metzler et al.	D7/536 X
3,463,140 A	*	8/1969	Roller	126/246
D216,829 S	*	3/1970	Colato	D7/536
D220,712 S	*	5/1971	Refsgaard	D7/536
3,683,452 A	*	8/1972	Rickmeier, Jr. et al.	16/126
D266,298 S	*	9/1982	Moskal	D7/521
D290,325 S	*	6/1987	Ritman	D7/536
D297,493 S	*	9/1988	Ritman	D7/536
D386,046 S	*	11/1997	Bruckner	D7/507
D420,551 S	*	2/2000	Cornelissen	D7/536
D444,674 S	*	7/2001	Allen	D7/514

* cited by examiner

Primary Examiner—M. N. Pandozzi

(74) *Attorney, Agent, or Firm*—TraskBritt

(57) **CLAIM**

The ornamental design for a cup, as shown and described.

DESCRIPTION

FIG. 1 is a perspective view of a cup showing my new design;

FIG. 2 is a bottom view of the cup shown in FIG. 1;

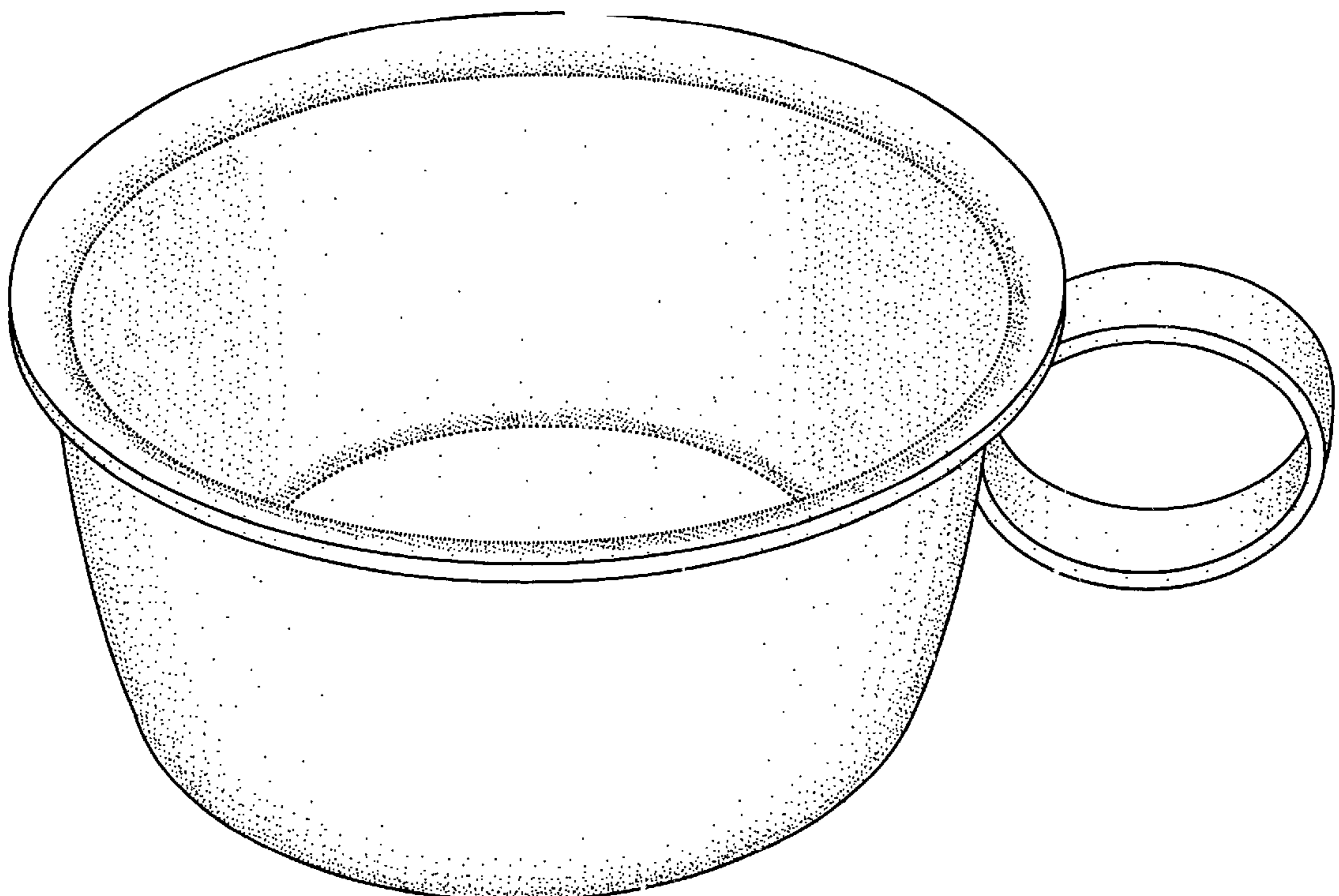
FIG. 3 is a right side view of the cup shown in FIG. 1, the left side view being a mirror image thereof;

FIG. 4 is a perspective view of a second embodiment of the cup showing my new design;

FIG. 5 is a bottom view of the cup shown in FIG. 4; and,

FIG. 6 is a right side view of the cup shown in FIG. 4, the left side view being a mirror image thereof.

1 Claim, 3 Drawing Sheets



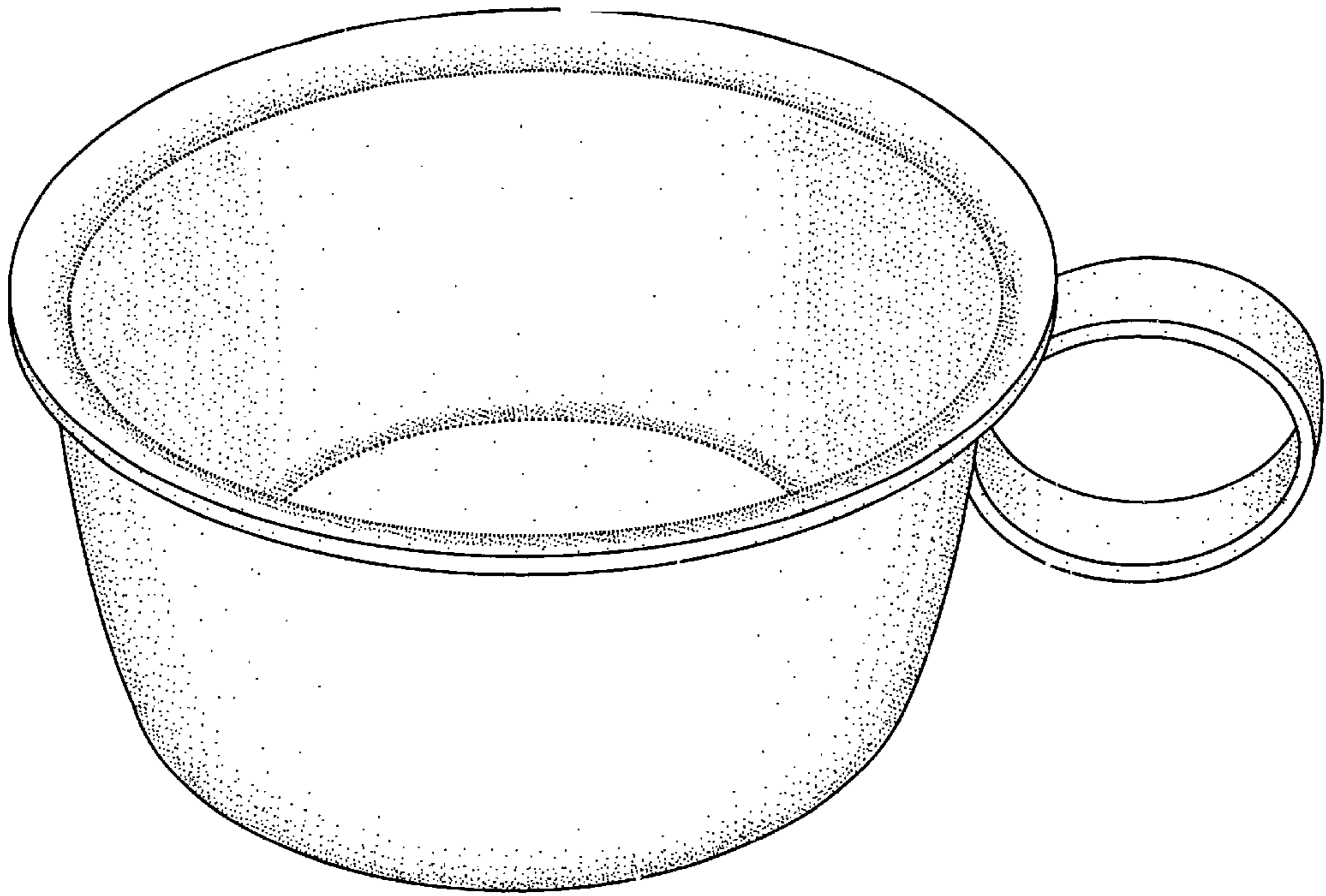


Fig. 1

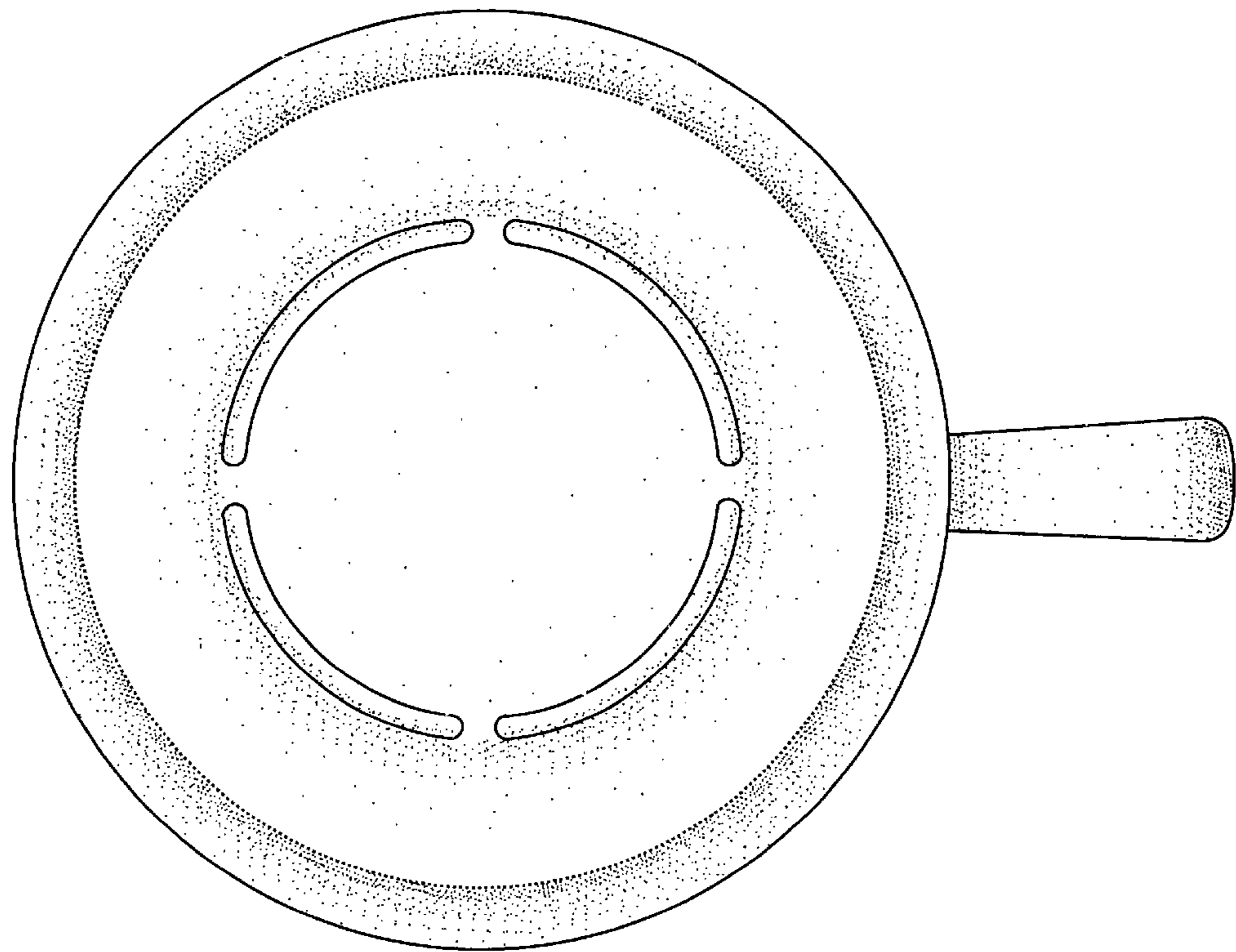


Fig. 2

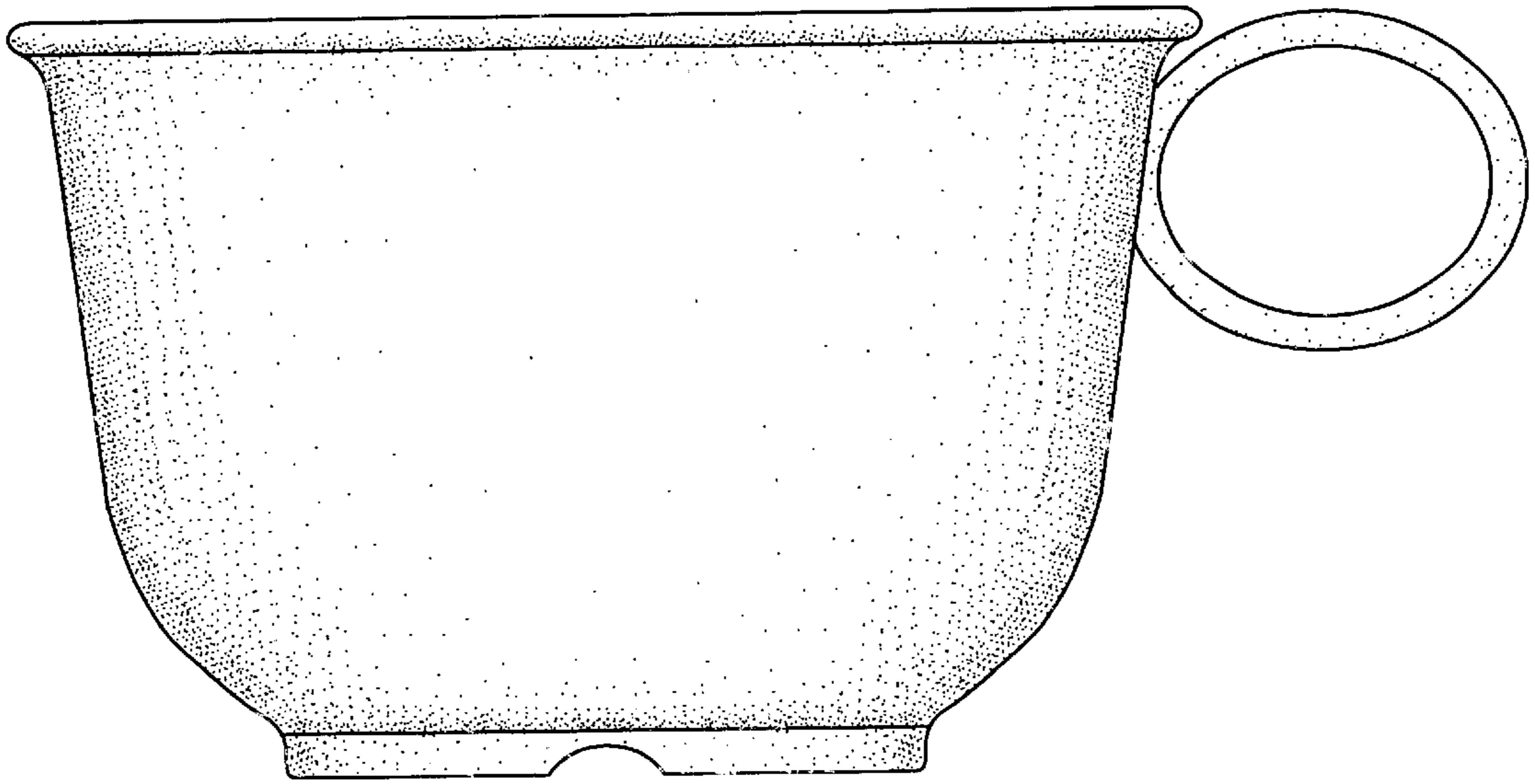


Fig. 3




Fig. 4

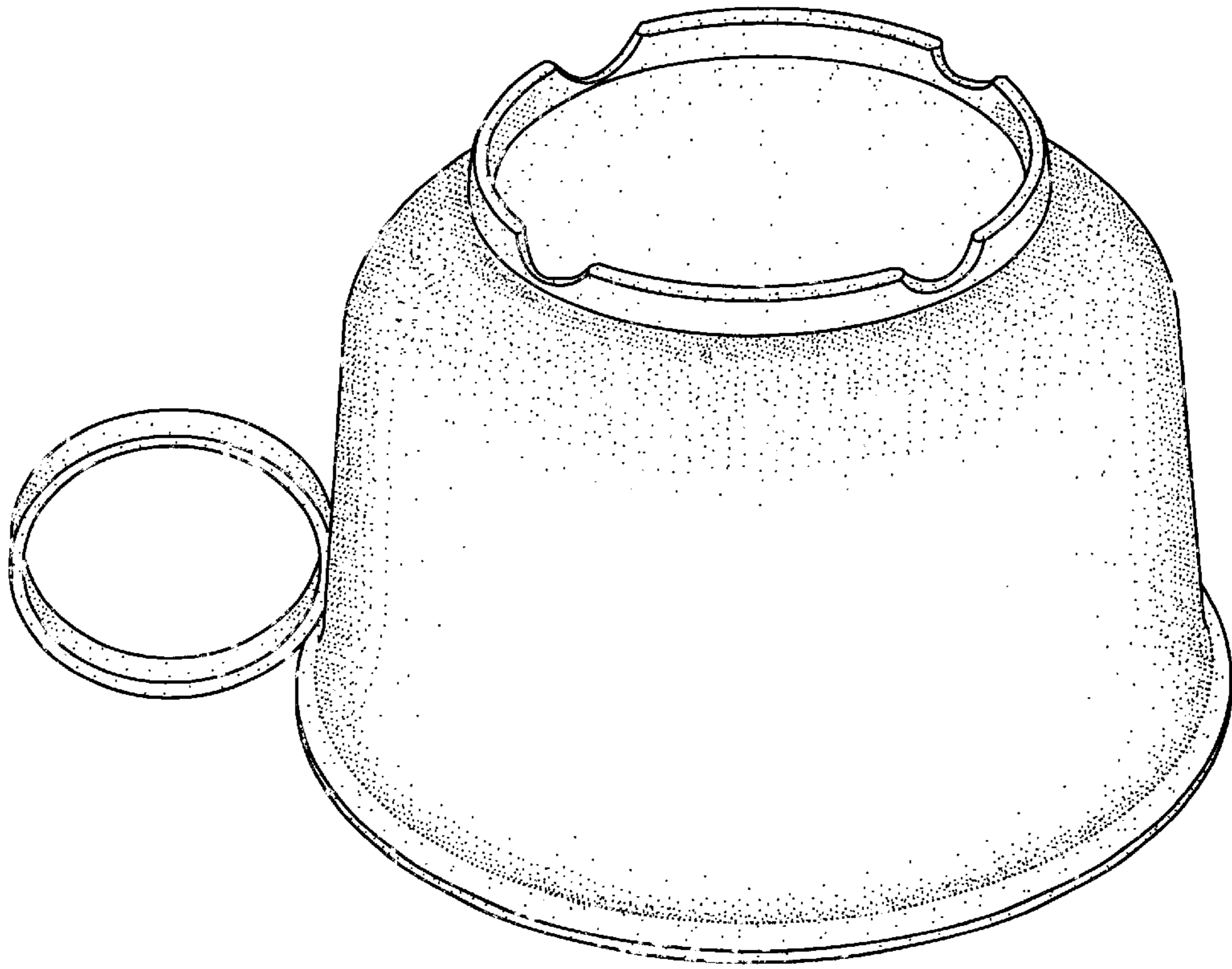


Fig. 5




Fig. 6