



US00D459940S

(12) **United States Design Patent**  
**Stoll et al.**

(10) **Patent No.:** **US D459,940 S**

(45) **Date of Patent:** **\*\* Jul. 9, 2002**

(54) **STRAINER LID**

(76) **Inventors:** **Kimberly A. Stoll; Sarah J. Stoll**, both  
of 6406 Huron Rd., Wolcott, NY (US)  
14590

(\*\*) **Term:** **14 Years**

(21) **Appl. No.:** **29/125,204**

(22) **Filed:** **Jun. 20, 2000**

(51) **LOC (7) Cl.** ..... **07-02**

(52) **U.S. Cl.** ..... **D7/391**

(58) **Field of Search** ..... D7/391, 392, 667,  
D7/354-361, 510; 99/337, 409; 210/245,  
465, 469; 220/212.5, 231, 318, 369; 222/189.07

(56) **References Cited**

**U.S. PATENT DOCUMENTS**

641,094 A	1/1900	Ericson	.....	222/189.07
D34,212 S	*	3/1901	Reid	..... D7/391
677,466 A	7/1901	Ortner	.....	210/245
690,828 A	1/1902	Brown	.....	220/318
776,917 A	12/1904	Kingsbury	.....	222/189.07
874,437 A	12/1907	Puckett	.....	210/245
1,053,780 A	*	2/1913	Brooks	..... 210/469
1,166,475 A	1/1916	Paquette	.....	220/212.5
1,328,558 A	1/1920	Brooks	.....	210/469
1,654,980 A	*	1/1928	Le Duc	..... 210/469
2,240,454 A	*	4/1941	Badaracco	..... 222/189.07
2,520,382 A	*	8/1950	Conrad et al.	..... 210/465
2,907,467 A	10/1959	Machate, Jr.	.....	210/469
3,362,566 A	*	1/1968	Hanania	..... 220/231

D313,727 S	*	1/1991	Gamez	.....	D7/360
5,613,618 A	*	3/1997	Raoult	.....	220/369
5,615,607 A	*	4/1997	Delaquis et al.	.....	99/409
5,730,045 A	*	3/1998	Delaquis et al.	.....	99/337
D400,397 S	*	11/1998	Stephan	.....	D7/510
D416,170 S	*	11/1999	Stucke, Jr. et al.	.....	D7/392

\* cited by examiner

*Primary Examiner*—Caron D. Veynar

(74) *Attorney, Agent, or Firm*—Jacckle Fleischmann & Mugel, LLP

(57) **CLAIM**

The ornamental design for a strainer lid, as shown and described.

**DESCRIPTION**

FIG. 1 is a top plan view of a strainer lid showing our new design.

FIG. 2 is a top plan view with the strainer lid in an open position.

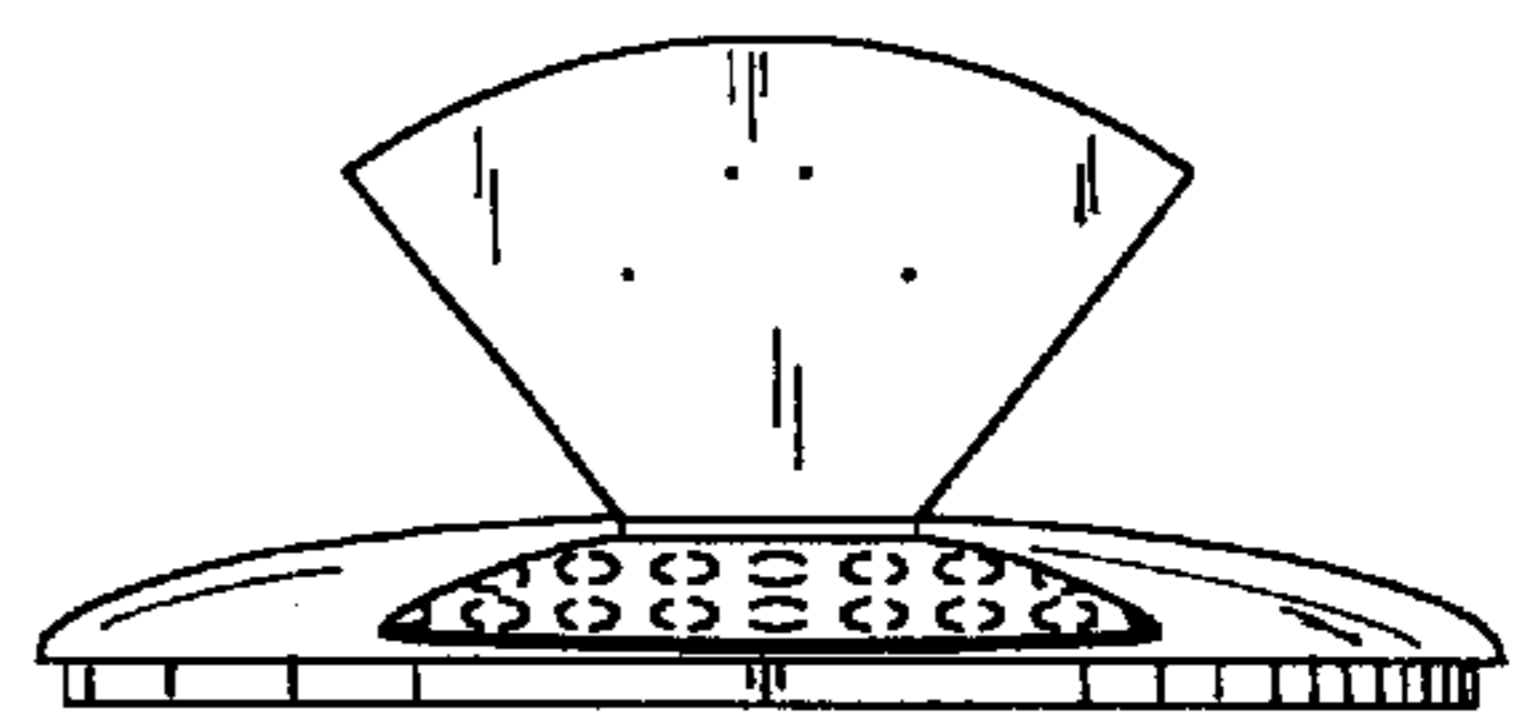

FIG. 3 is a front elevation view thereof.

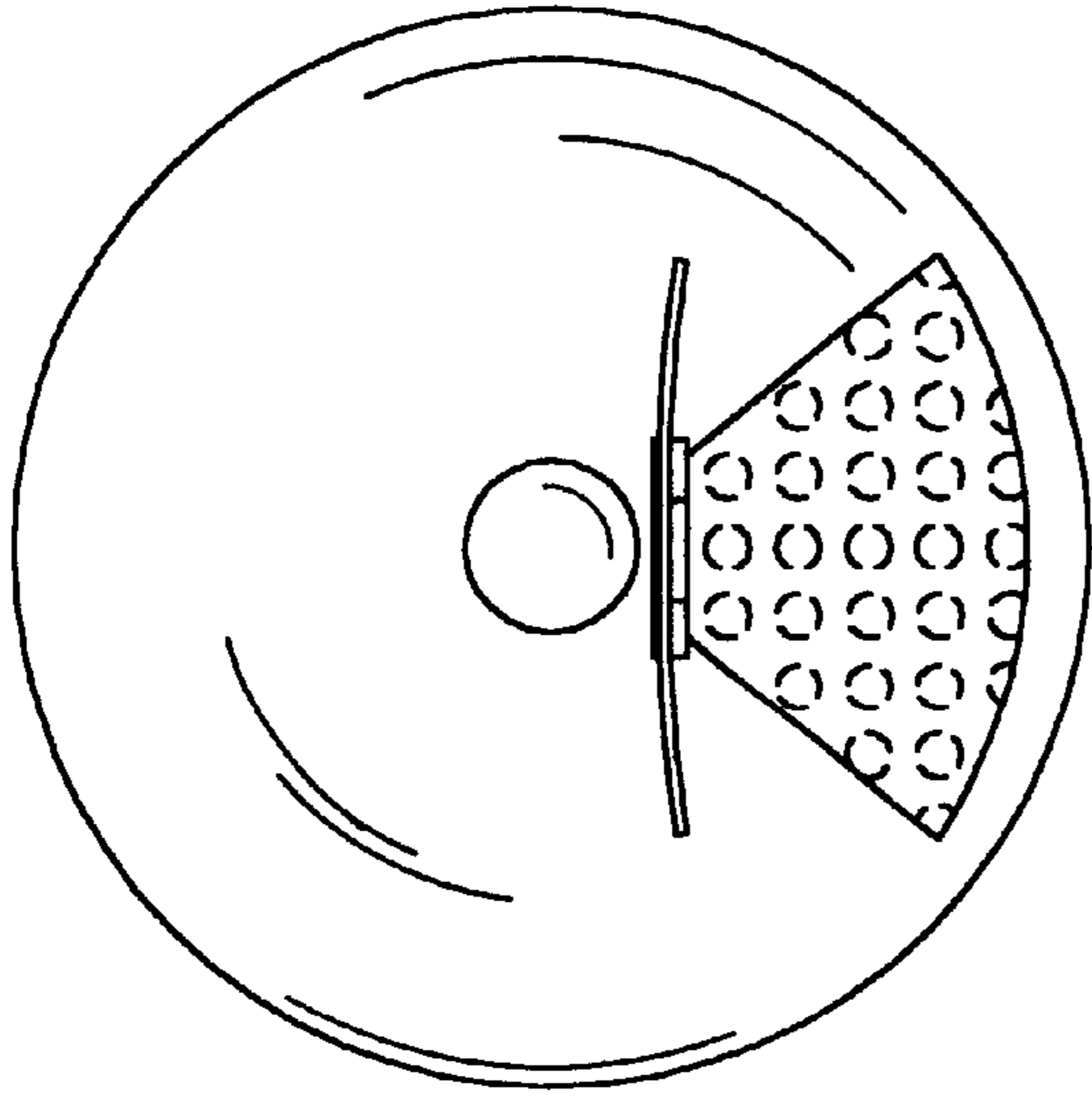
FIG. 4 is a front elevation view with the strainer lid in an open position; and,

FIG. 5 is a right side elevation view with the strainer lid in an open position, the left side elevation view is a mirror image thereof.

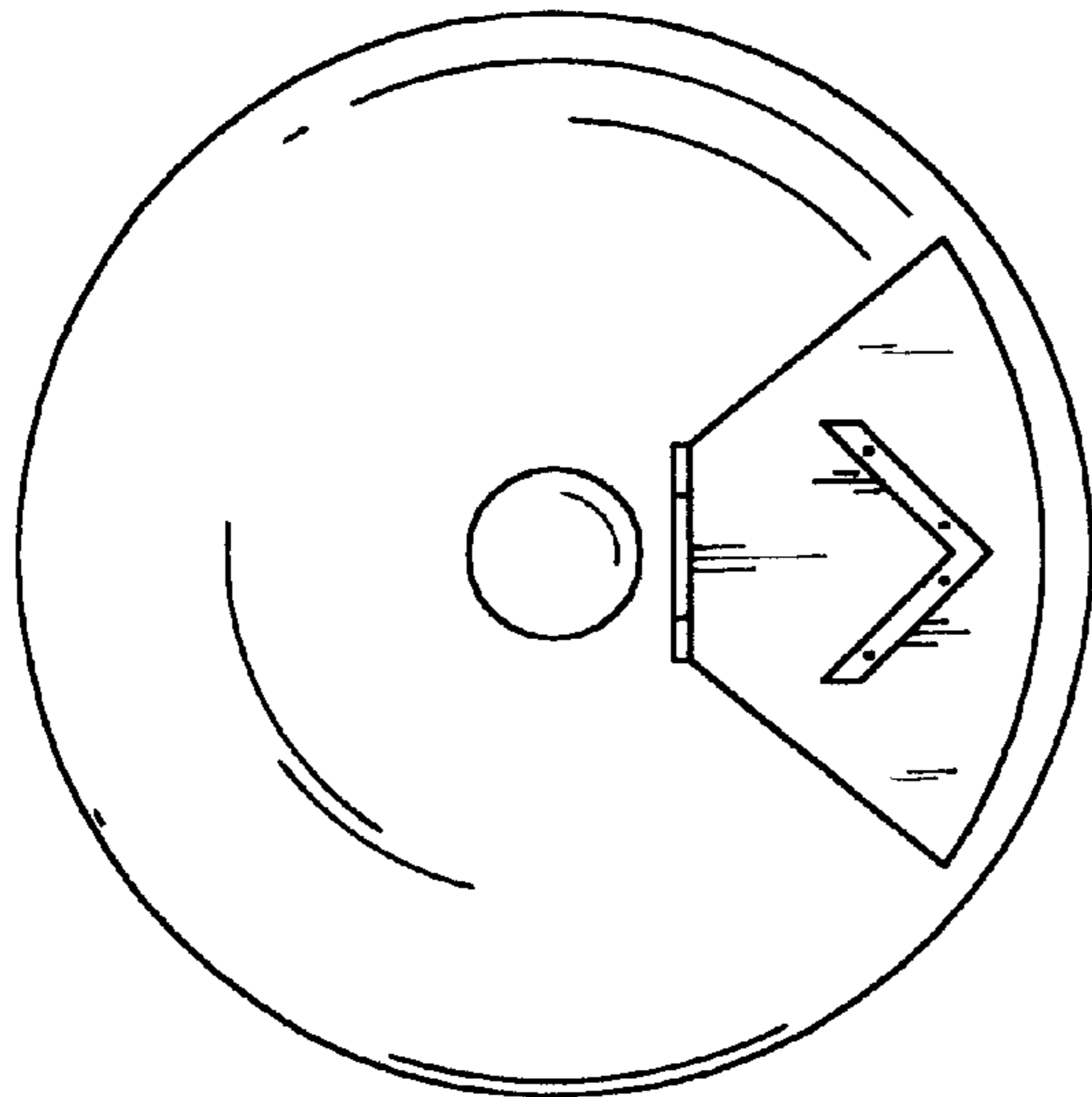
The broken lines shown in FIGS. 2, 4 and 5 are for illustrative purposes only and form no part of the claimed design.

**1 Claim, 2 Drawing Sheets**

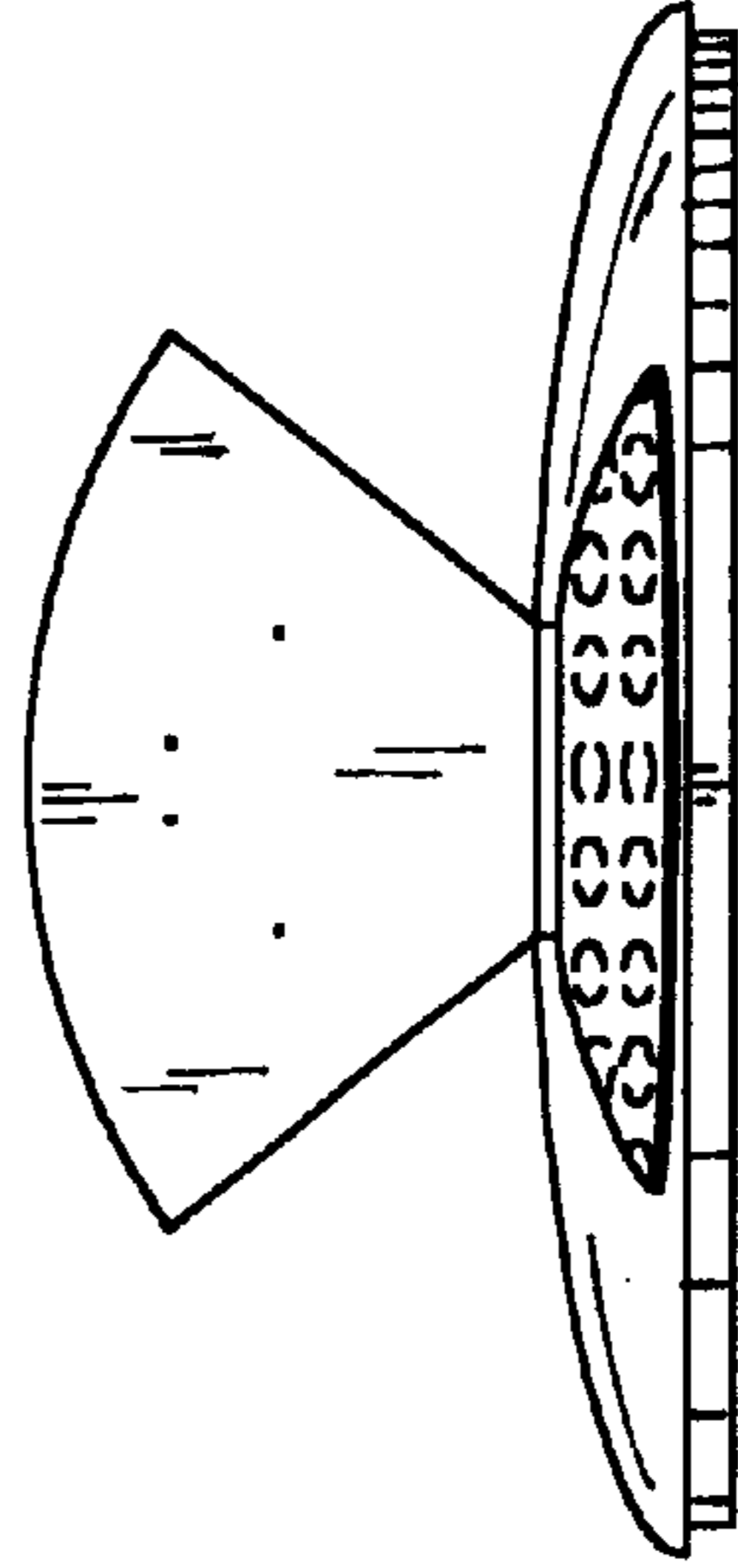




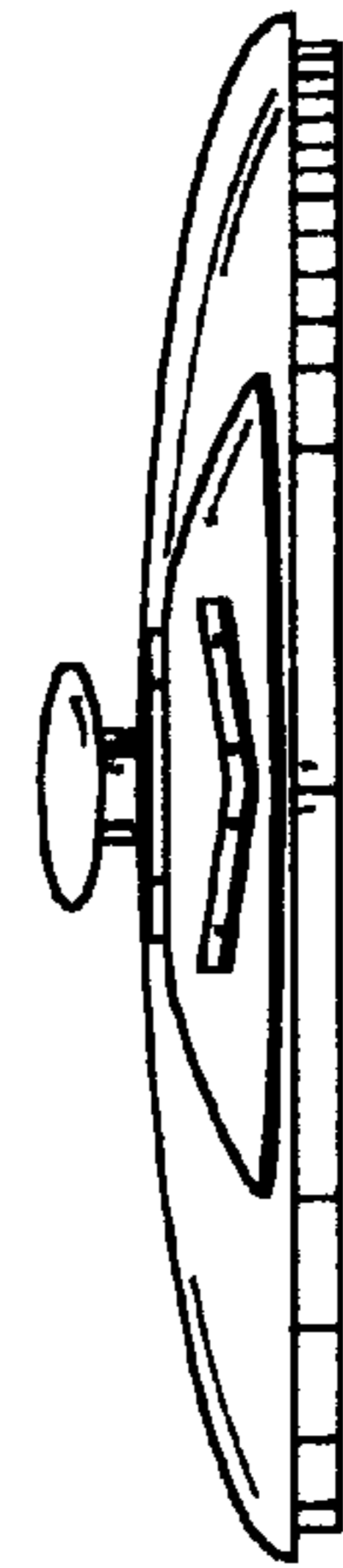
**FIG. 1**



**FIG. 2**



**FIG. 3**



**FIG. 4**

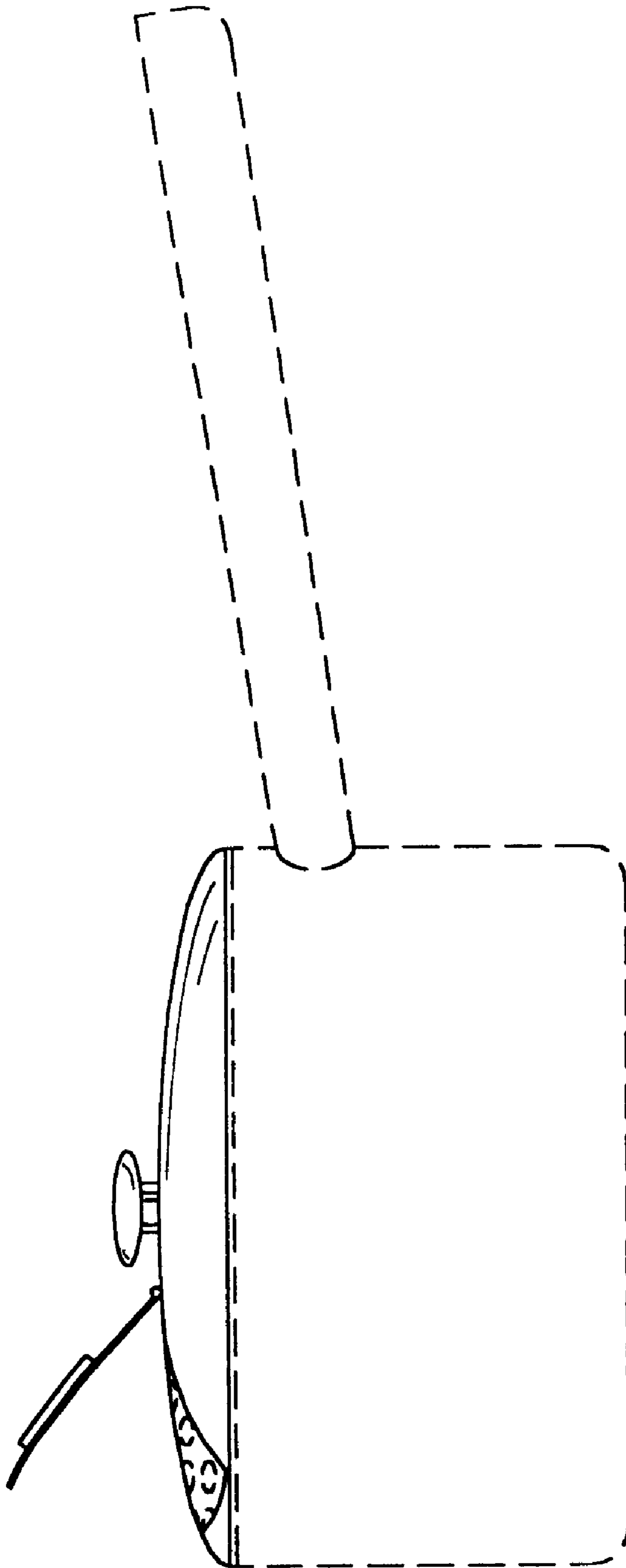


FIG. 5