



US00D459932S

(12) **United States Design Patent**  
**Ellwanger**

(10) **Patent No.:** **US D459,932 S**

(45) **Date of Patent:** **\*\* Jul. 9, 2002**

(54) **SHELVING UNIT**

(76) **Inventor:** **James A. Ellwanger**, 3507 SW. 42nd St., Des Moines, IA (US) 50321

(\*\*) **Term:** **14 Years**

(21) **Appl. No.:** **29/145,573**

(22) **Filed:** **Jul. 25, 2001**

(51) **LOC (7) Cl.** ..... **06-04**

(52) **U.S. Cl.** ..... **D6/571; D6/630; D6/478**

(58) **Field of Search** ..... D6/630, 465, 477, D6/478, 479, 569, 570, 571, 574; 108/1, 3, 59, 60, 93, 94, 96, 147.11, 147.17, 150; 211/34, 36, 42, 50, 70, 85.3, 90.01, 90.04, 115, 144, 163

(56) **References Cited**

**U.S. PATENT DOCUMENTS**

4,228,743 A \* 10/1980 Crook ..... 108/31

D339,375 S \* 9/1993 Kijmedee ..... D6/571 X  
D416,714 S \* 11/1999 Ziliani ..... D6/479  
D450,518 S \* 11/2001 Frederick ..... D6/630

\* cited by examiner

*Primary Examiner*—Cathron C. Brooks  
(74) *Attorney, Agent, or Firm*—McKee, Voorhees & Sease, P.L.C.


(57) **CLAIM**

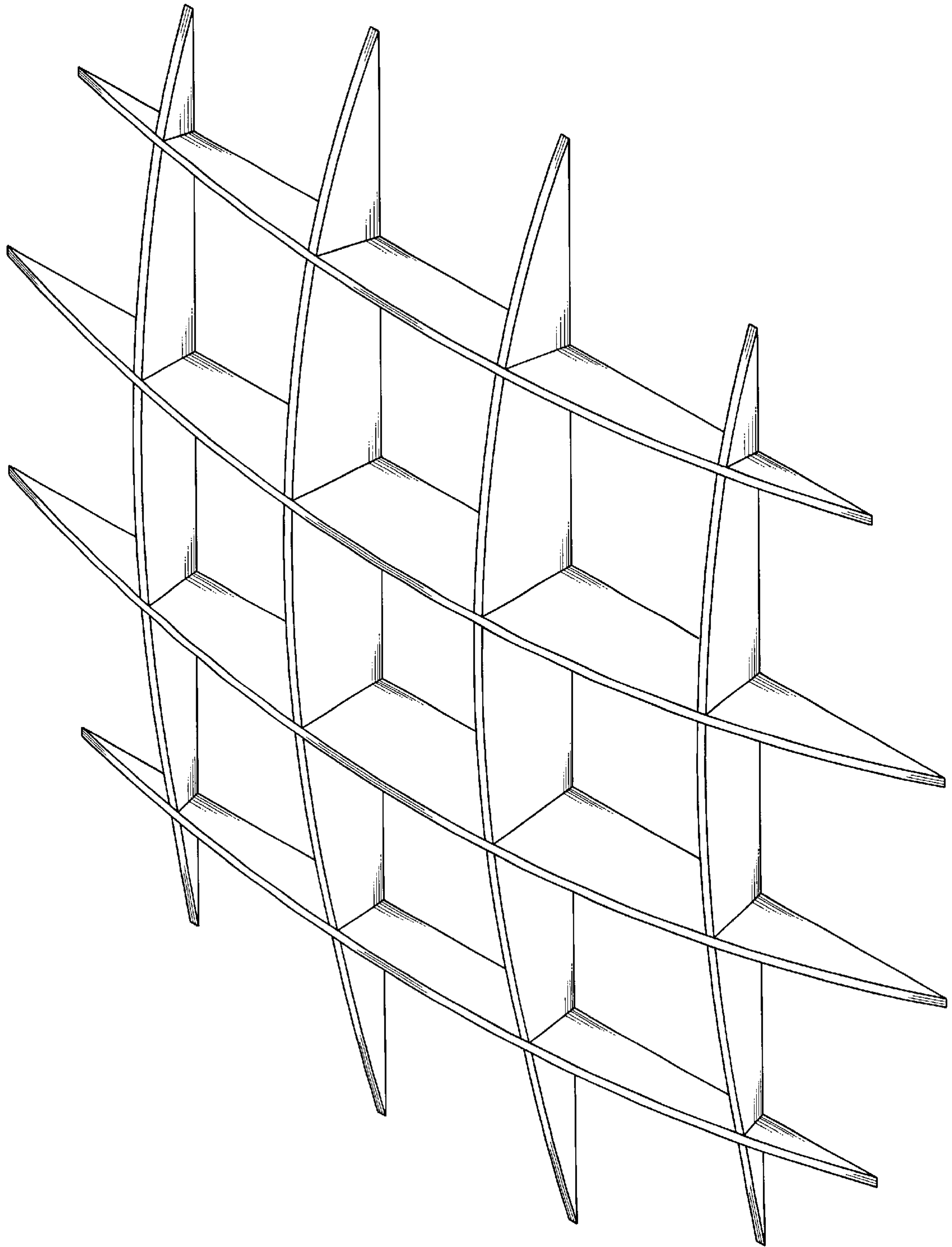
The ornamental design for a shelving unit, substantially as shown and described.

**DESCRIPTION**

FIG. 1 is a perspective view of the shelving unit.  
FIG. 2 is a side view of the shelving unit shown at an enlarged scale as viewed from the lefthand side of FIG. 1, with the opposite side being identical.  
FIG. 3 is a top plan view of the shelving unit; and,  
FIG. 4 is a bottom perspective view of the shelving unit.

**1 Claim, 4 Drawing Sheets**





*Fig. 1*




Fig. 2




Fig. 3

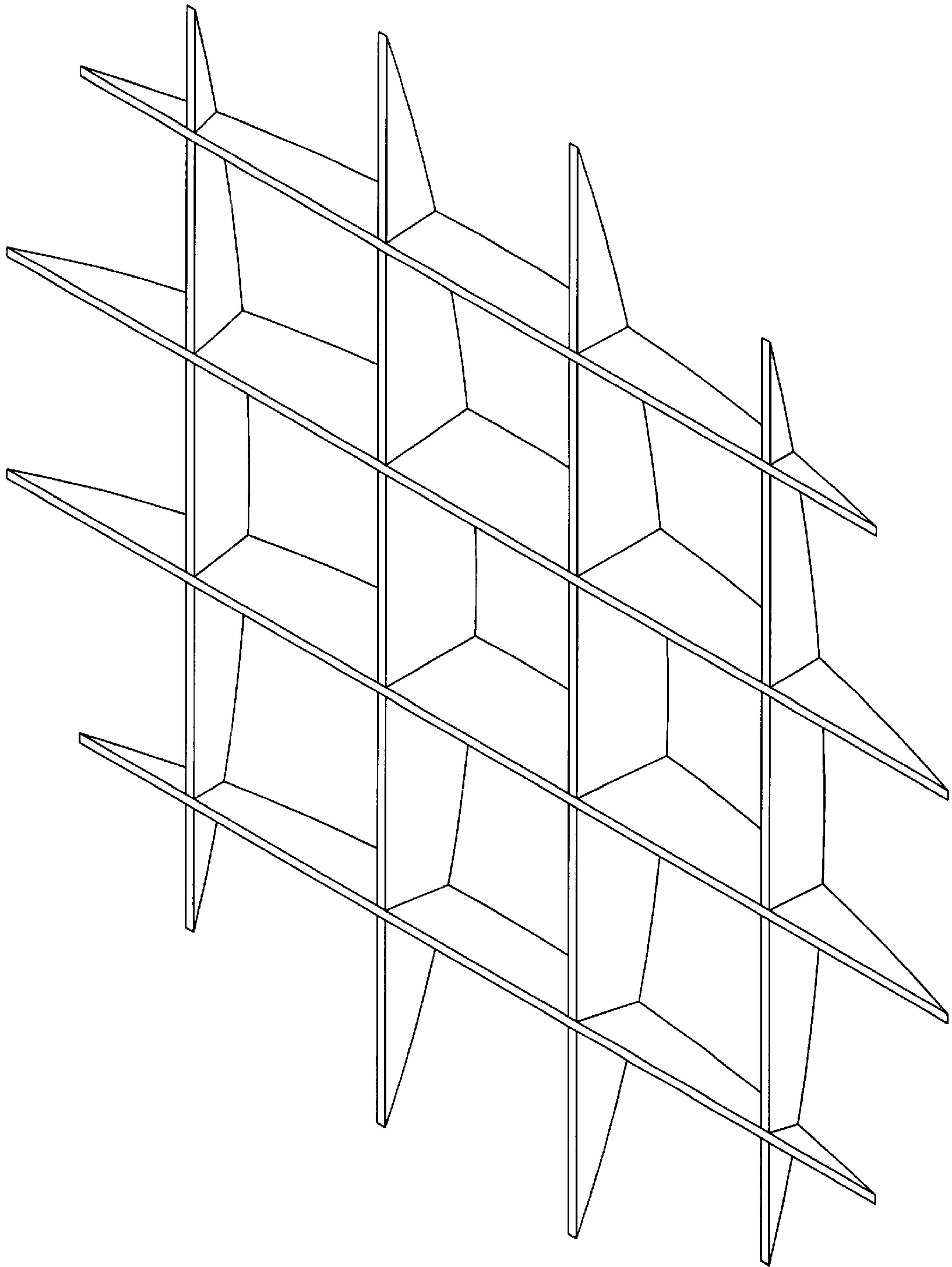


Fig. 4