



US00D459930S

(12) **United States Design Patent**
Snell

(10) **Patent No.:** **US D459,930 S**

(45) **Date of Patent:** **** Jul. 9, 2002**

(54) **TOWEL BAR**

D291,639 S * 9/1987 Chap D6/549
D438,040 S * 2/2001 Funk D6/524

(75) Inventor: **Russell Benton Snell**, Bentleyville, OH
(US)

(73) Assignee: **InterDesign, Inc.**, Solon, OH (US)

(**) Term: **14 Years**

(21) Appl. No.: **29/139,347**

(22) Filed: **Mar. 28, 2001**

(51) **LOC (7) Cl.** **06-04**

(52) **U.S. Cl.** **D6/549**

(58) **Field of Search** D6/546-50, 518,
D6/522-24; D8/300, 315-21, 354, 363,
373, 380, 349, 367, 376; 108/28-29; 211/13.1,
16, 60.1, 86.01, 87.01, 88.04, 100, 105.1-105.2,
123, 181.1, 182; 248/175, 176.1, 251, 302;
16/110.1, 412, 415

(56) **References Cited**

U.S. PATENT DOCUMENTS

D27,426 S * 7/1897 Walters et al. D8/367 X

OTHER PUBLICATIONS

Baldwin Bath "Epic Accessories" Catalogue (Aug. 11, 1987) p. 13, Towel Bar.*

* cited by examiner

Primary Examiner—Brian N. Vinson

(74) *Attorney, Agent, or Firm*—D. Peter Hochberg;
Katherine R. Vieyra; Sean Mellino

(57) **CLAIM**

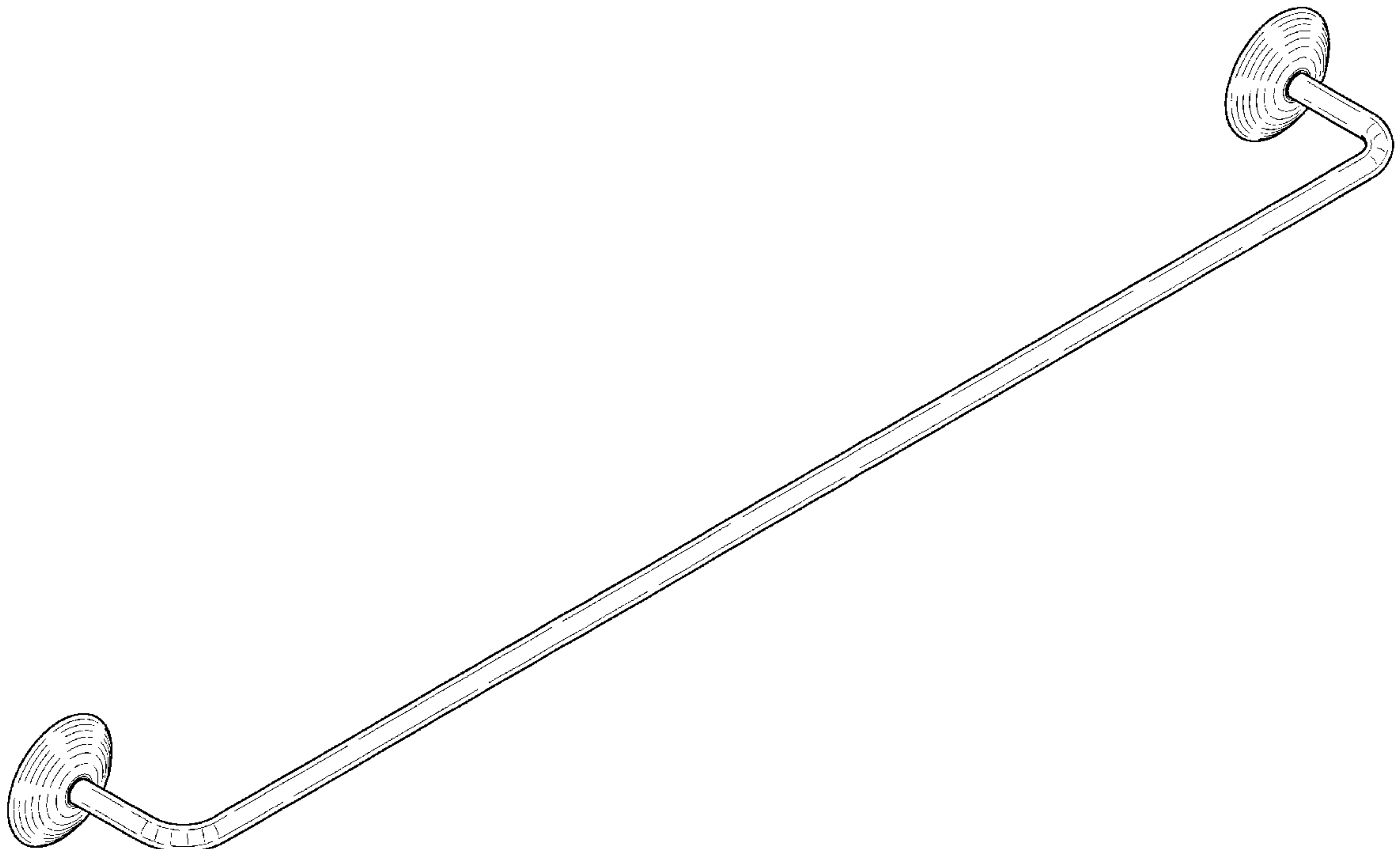
The ornamental design for a towel bar, as shown and described.

DESCRIPTION

FIG. 1 is a perspective view of the towel bar according to the invention;

FIG. 2 is a front view of the towel bar as shown in FIG. 1;
FIG. 3 is a side view of the towel bar as shown in FIG. 1;
FIG. 4 is a top view of the towel bar as shown in FIG. 1; and,
FIG. 5 is a rear view of the towel bar as shown in FIG. 1.

1 Claim, 2 Drawing Sheets



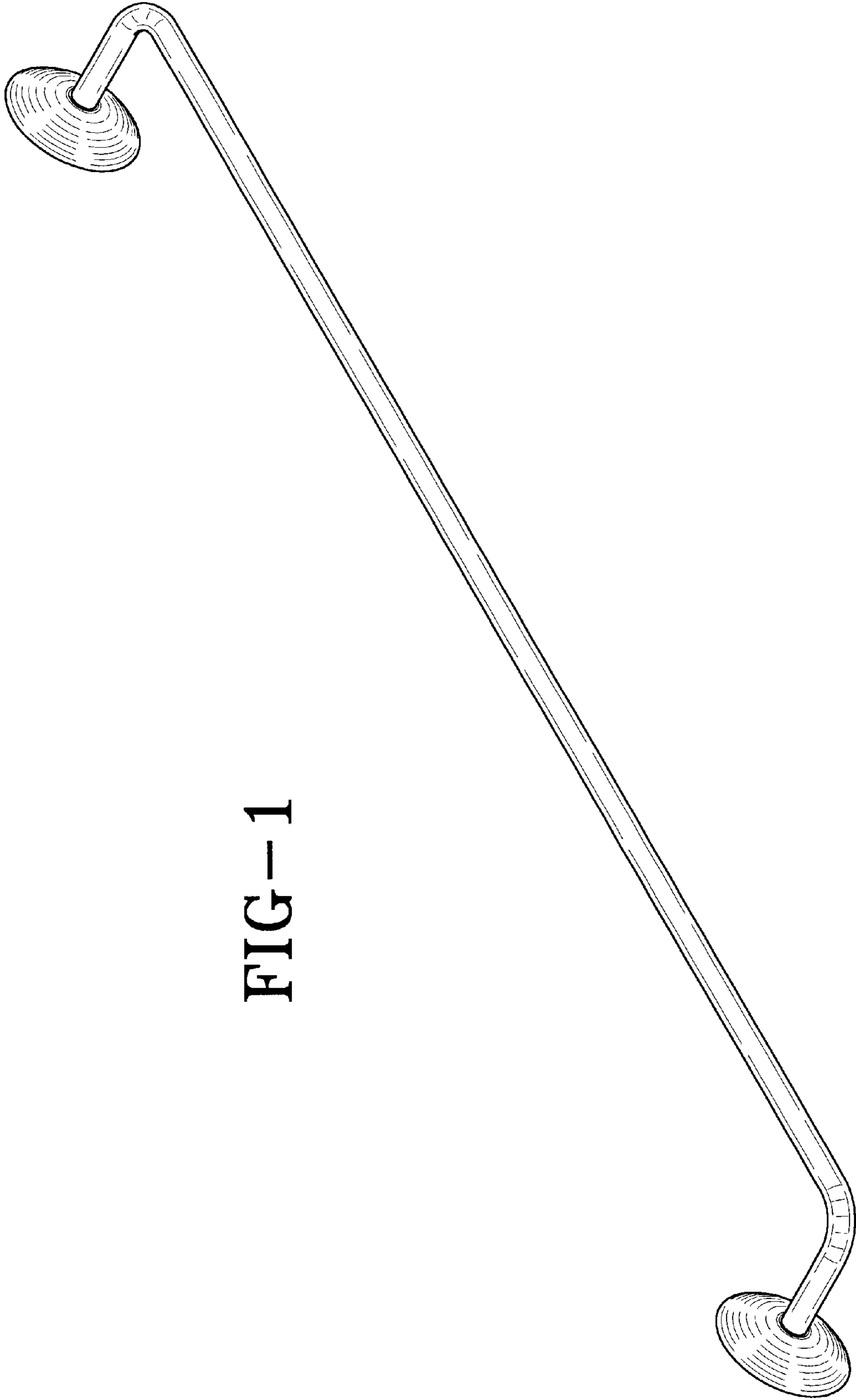


FIG-1

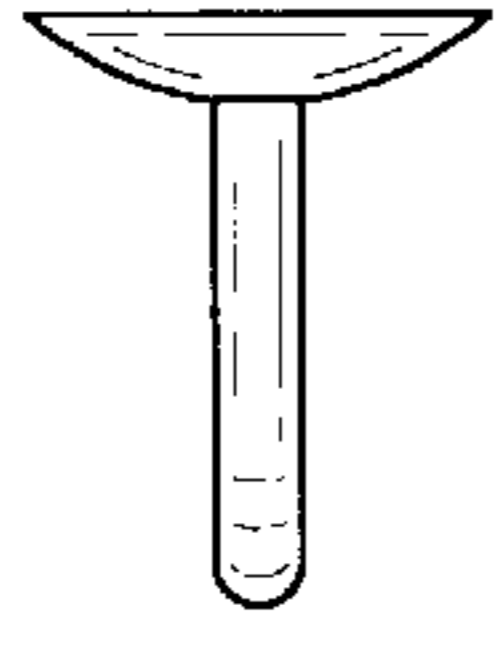


FIG-3

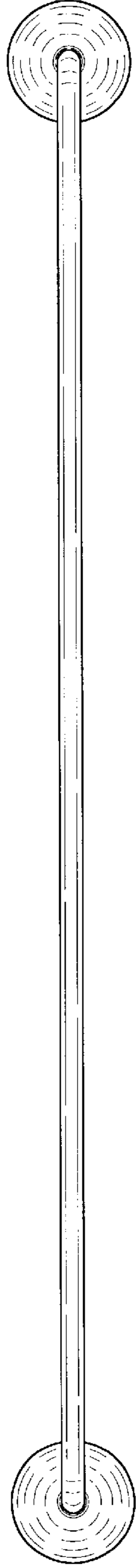


FIG-2




FIG-4

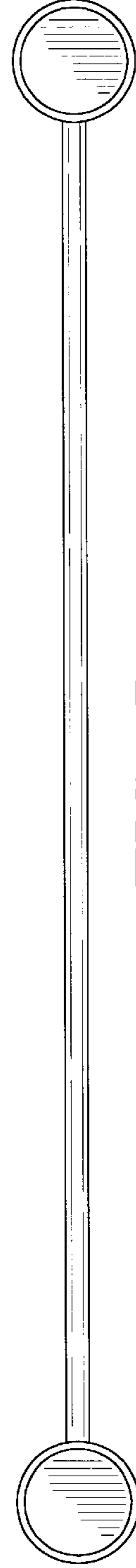


FIG-5