



US00D459926S

(12) **United States Design Patent**  
**Mikich et al.**

(10) **Patent No.:** **US D459,926 S**

(45) **Date of Patent:** **\*\* Jul. 9, 2002**

(54) **SUSPENDED STORAGE STRUCTURE**

(75) Inventors: **Michael J. Mikich; Timothy M. Matthias; Mark C. Torosian; Dwayne Dunseath**, all of Las Vegas, NV (US)

(73) Assignee: **Hyloft USA LLC**, Las Vegas, NV (US)

(\*\*) Term: **14 Years**

(21) Appl. No.: **29/148,931**

(22) Filed: **Sep. 28, 2001**

(51) **LOC (7) Cl.** ..... **06-06**

(52) **U.S. Cl.** ..... **D6/513**

(58) **Field of Search** ..... D6/512-514, 566;  
206/557, 320; 211/13.1, 31, 86.01, 113,  
119, 126.1, 126.9, 134, 181.1; 248/175,  
302, 317, 343

(56) **References Cited**

**U.S. PATENT DOCUMENTS**

- 4,289,392 A 9/1981 Kobori et al.
- 4,319,421 A \* 3/1982 Diamond ..... 248/343 X
- 5,011,239 A 4/1991 Guerin

- 5,056,878 A 10/1991 Givens
- 5,199,843 A 4/1993 Sferra
- 5,203,619 A 4/1993 Welsch et al.
- 5,215,366 A 6/1993 Givens
- 5,242,219 A 9/1993 Tomaka
- 5,727,700 A 3/1998 Digney
- D416,152 S 11/1999 Payne et al.

\* cited by examiner

*Primary Examiner*—Brian N. Vinson

(74) *Attorney, Agent, or Firm*—Quirk & Tratos

(57) **CLAIM**

The ornamental design for a suspended storage structure, as shown and described.

**DESCRIPTION**

FIG. 1 is a perspective view of the present invention; FIG. 2 is a side view along the length of the present invention; FIG. 3 is a side view along the width of the present invention; and, FIG. 4 is a bottom view of the present invention.

**1 Claim, 3 Drawing Sheets**

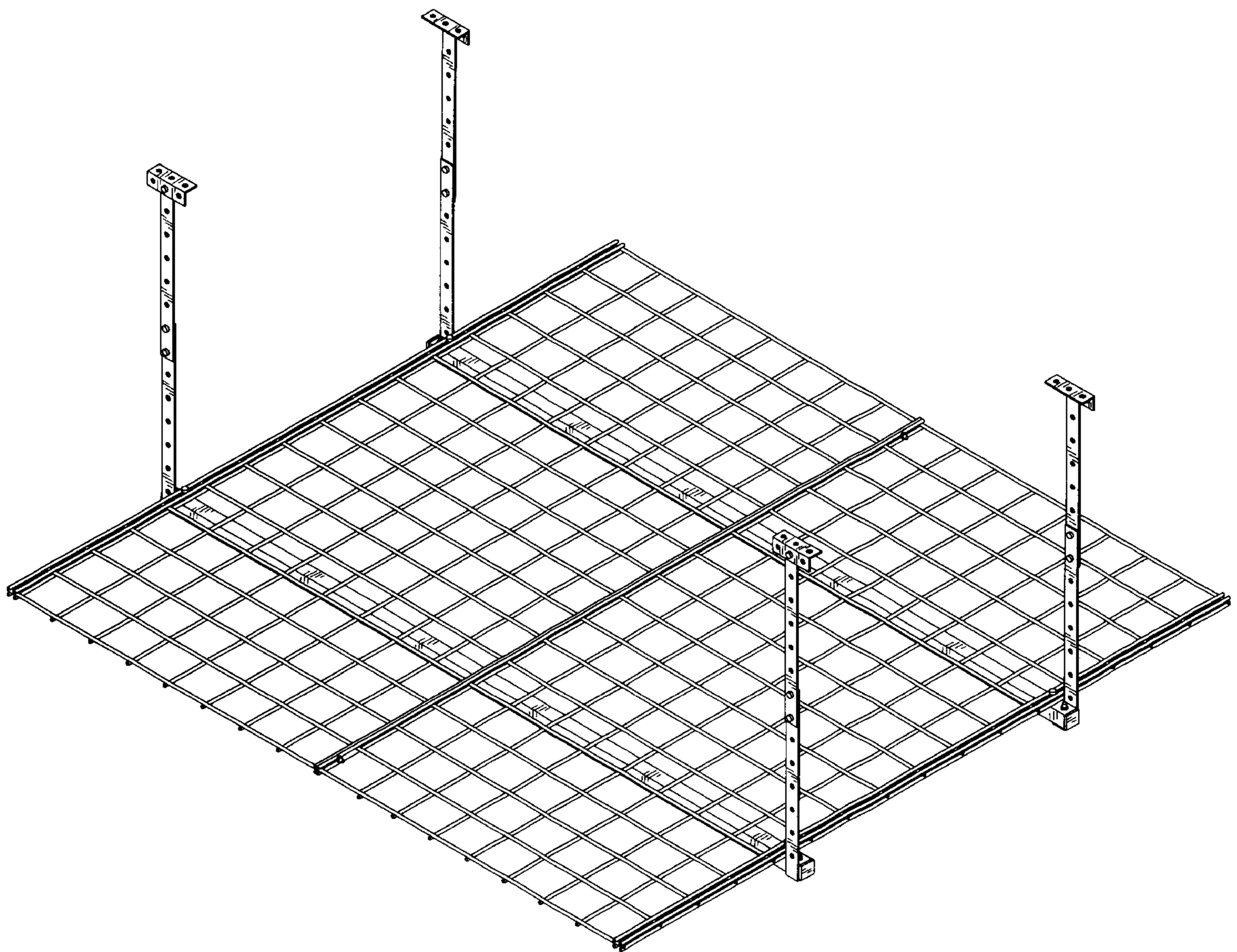
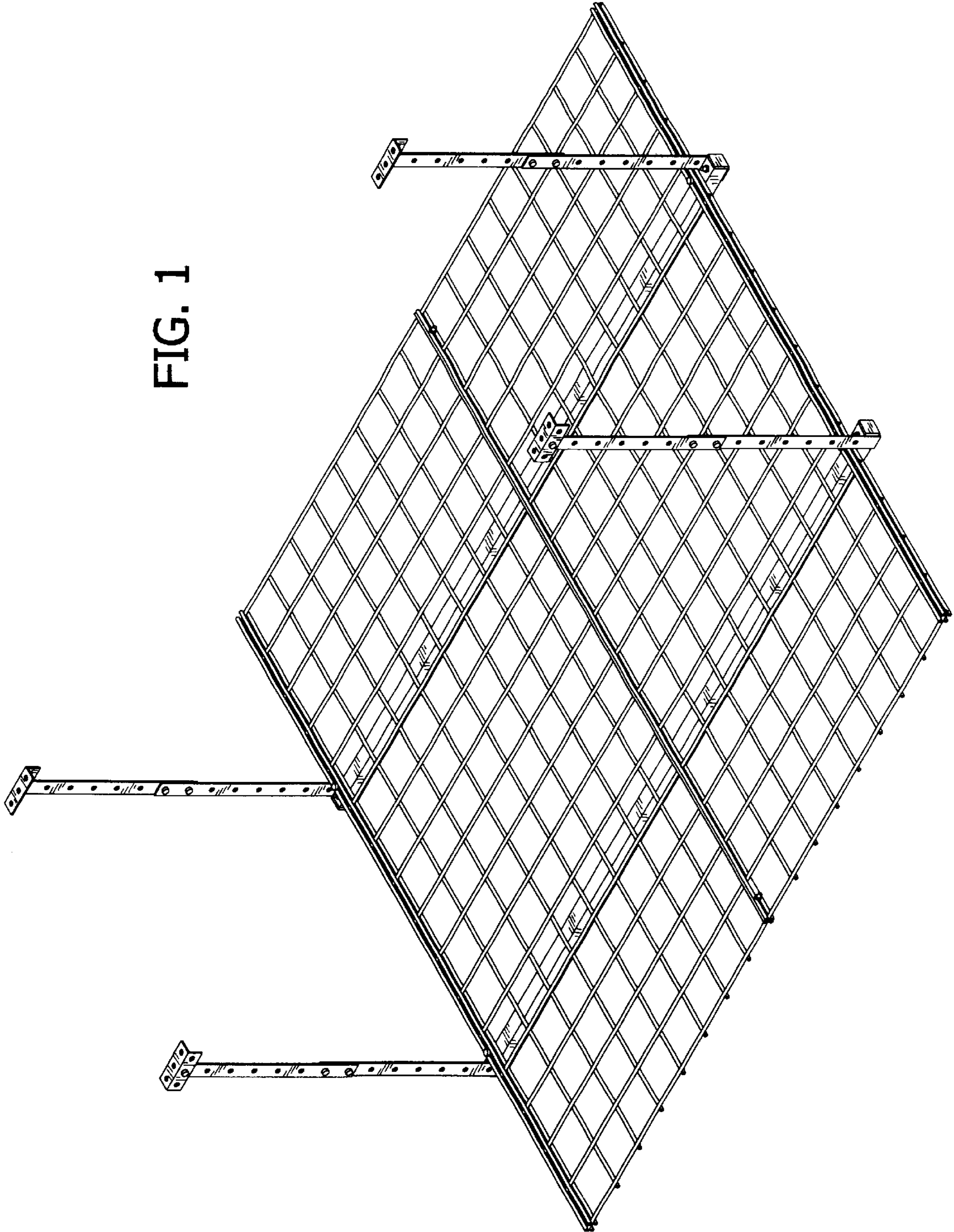


FIG. 1






FIG. 2




FIG. 3




FIG. 4