



US00D459913S

(12) **United States Design Patent**
Hansen et al.

(10) **Patent No.:** **US D459,913 S**

(45) **Date of Patent:** **** Jul. 9, 2002**

(54) **COMPACT DISC HOLDER**

(75) Inventors: **Jan Hansen; Frank Person**, both of
Darmstadt (DE)

(73) Assignee: **Koziol Geschenkartikel GmbH**,
Erbach (DE)

(**) Term: **14 Years**

(21) Appl. No.: **29/128,039**

(22) Filed: **Aug. 16, 2000**

(30) **Foreign Application Priority Data**

Feb. 19, 2000 (DE) 4 00 01 636

(51) **LOC (7) Cl.** **06-04**

(52) **U.S. Cl.** **D6/450; D6/629**

(58) **Field of Search** D6/407, 629, 630,
D6/467, 468, 450, 453, 462, 465, 466;
D19/82, 90, 97; 206/307, 307.1, 308.1;
211/40, 41.1, 41.2, 41.12; 312/9.1, 9.55,
9.64, 348.3

(56) **References Cited**

U.S. PATENT DOCUMENTS

D51,408 S * 10/1917 Borland D19/82 X

D199,504 S * 11/1964 Maiolatesi D6/467
D206,531 S * 12/1966 Raiford D21/650 X
D254,798 S * 4/1980 Johnstone D21/585
D413,355 S * 8/1999 Cogliano D19/62

OTHER PUBLICATIONS

Schoner Wohnen, Racks in lower left corner, p. 93, Jan.
1996.*

* cited by examiner

Primary Examiner—Cathron C. Brooks

(74) *Attorney, Agent, or Firm*—Michael J. Striker

(57) **CLAIM**

The ornamental design for a compact disc holder, as shown
and described.

DESCRIPTION

FIG. 1 is a front view of a compact disc holder showing our
new design;

FIG. 2 is a rear view thereof;

FIG. 3 is a side view thereof which is a mirror image of the
opposite side thereof;

FIG. 4 is a top view thereof; and,

FIG. 5 is a bottom view thereof.

1 Claim, 4 Drawing Sheets

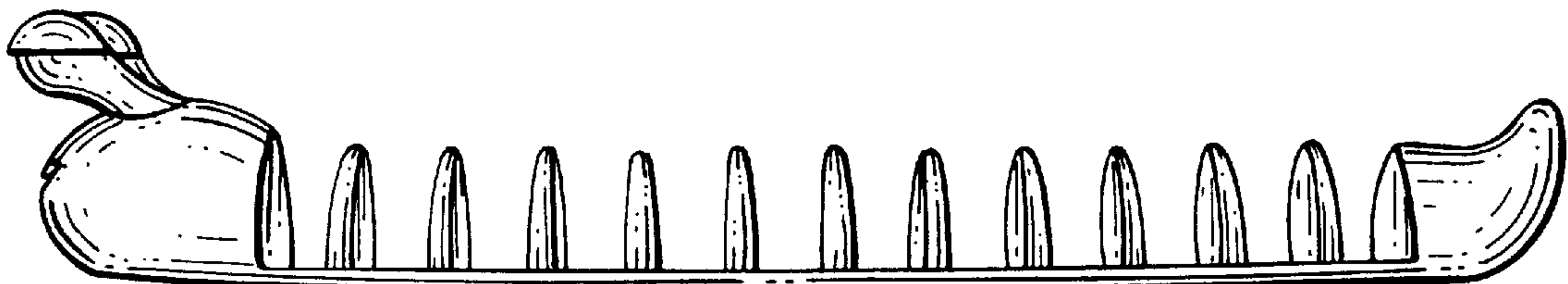


FIG. 1


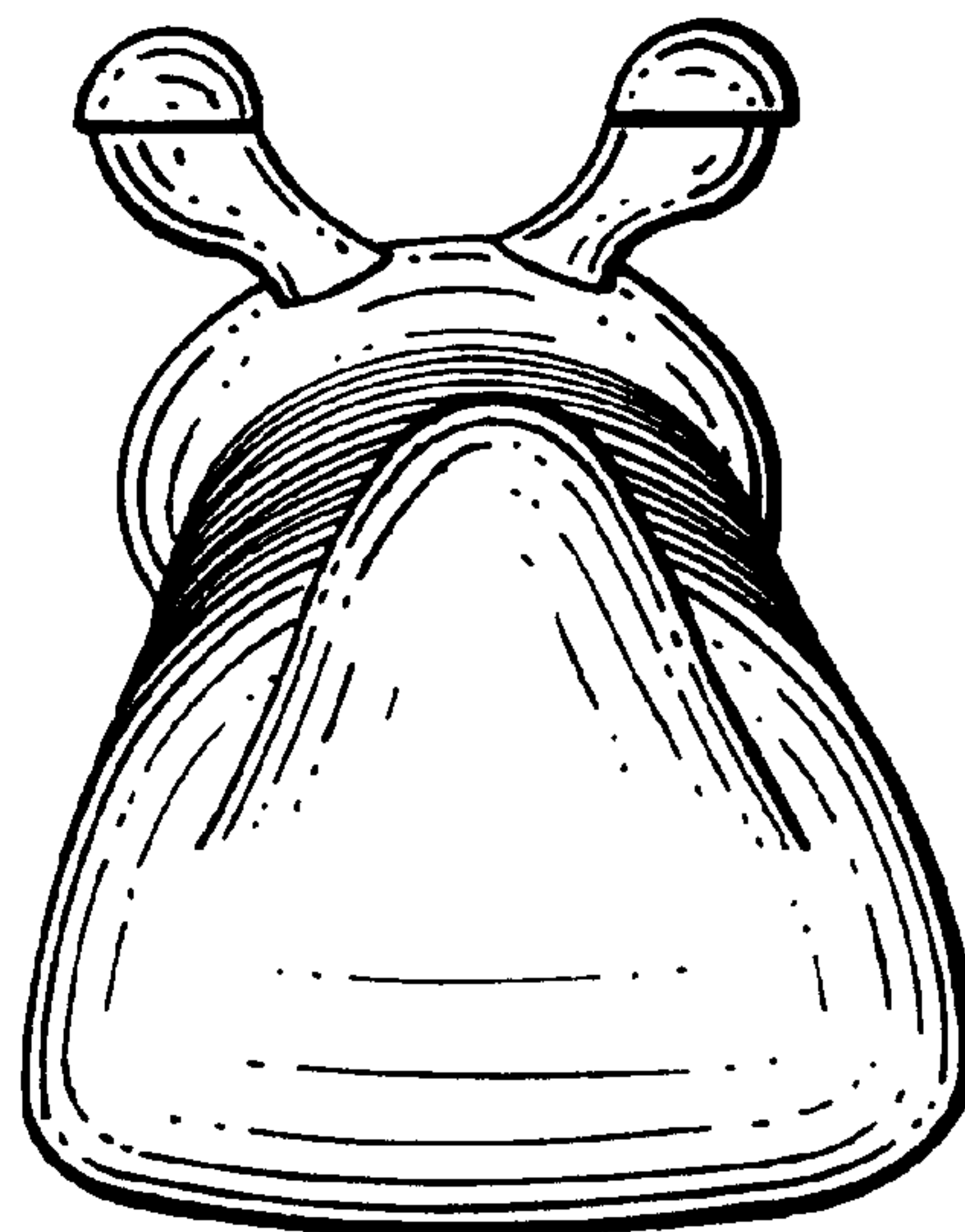


FIG. 2



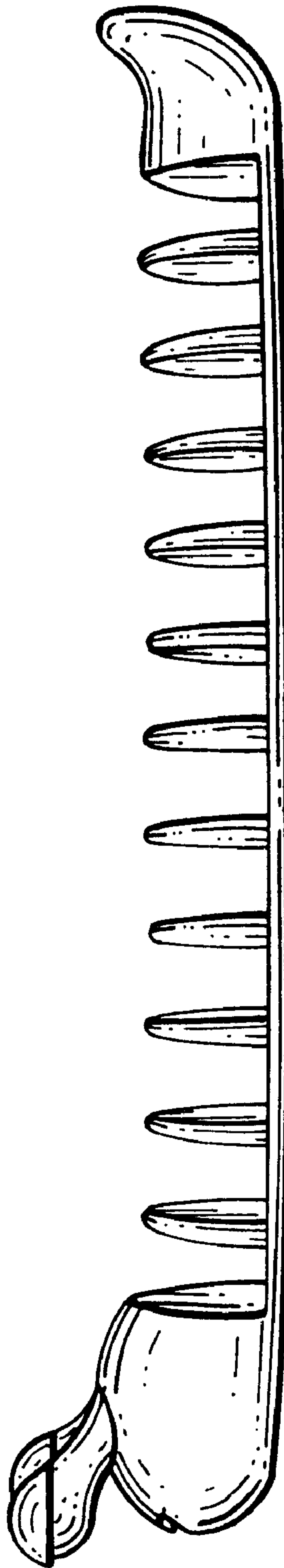


FIG. 3

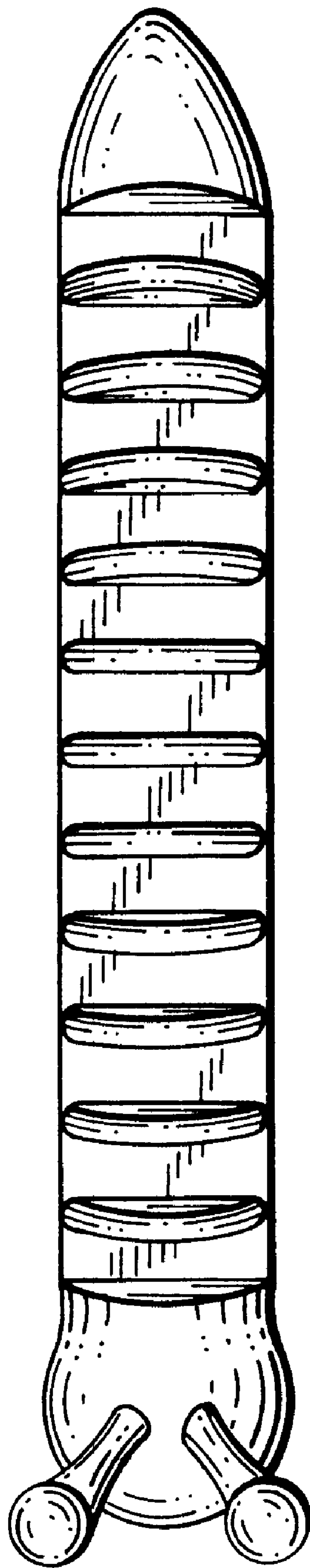


FIG. 4

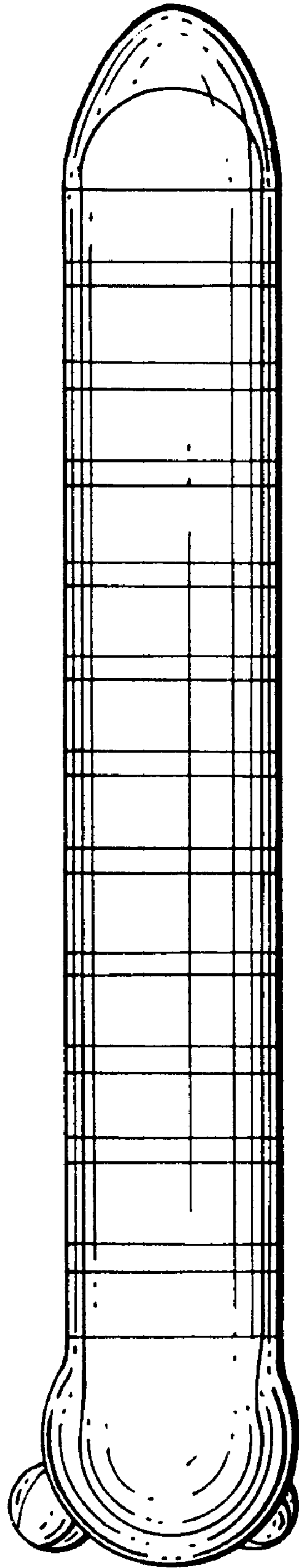


FIG. 5