



US00D459910S

(12) **United States Design Patent**
Winter

(10) **Patent No.:** **US D459,910 S**

(45) **Date of Patent:** **** Jul. 9, 2002**

(54) **LINEN CABINET**

D436,278 S * 1/2001 Winter D6/561

D439,095 S * 3/2001 Harwanko D6/561

D439,762 S * 4/2001 Harwanko D6/436

(75) Inventor: **Paul H. Winter**, Newark, DE (US)

(73) Assignee: **Zenith Products Corp.**, New Castle, DE (US)

* cited by examiner

(**) Term: **14 Years**

Primary Examiner—Cathron C. Brooks

(74) *Attorney, Agent, or Firm*—Edgar A. Zarins; Lloyd D. Doigan

(21) Appl. No.: **29/137,443**

(57) **CLAIM**

(22) Filed: **Feb. 20, 2001**

The ornamental design for a linen cabinet, as shown and described.

(51) **LOC (7) Cl.** **06-04**

(52) **U.S. Cl.** **D6/436**

(58) **Field of Search** D6/396, 432-448,
D6/510, 553, 559, 561, 569, 970; 312/194,
196, 204, 213, 278, 279, 330.1, 348.3,
348.4

DESCRIPTION

FIG. 1 is a perspective view of a linen cabinet showing my new design;

FIG. 2 is a front elevational view thereof;

FIG. 3 is a top plan view thereof; and,

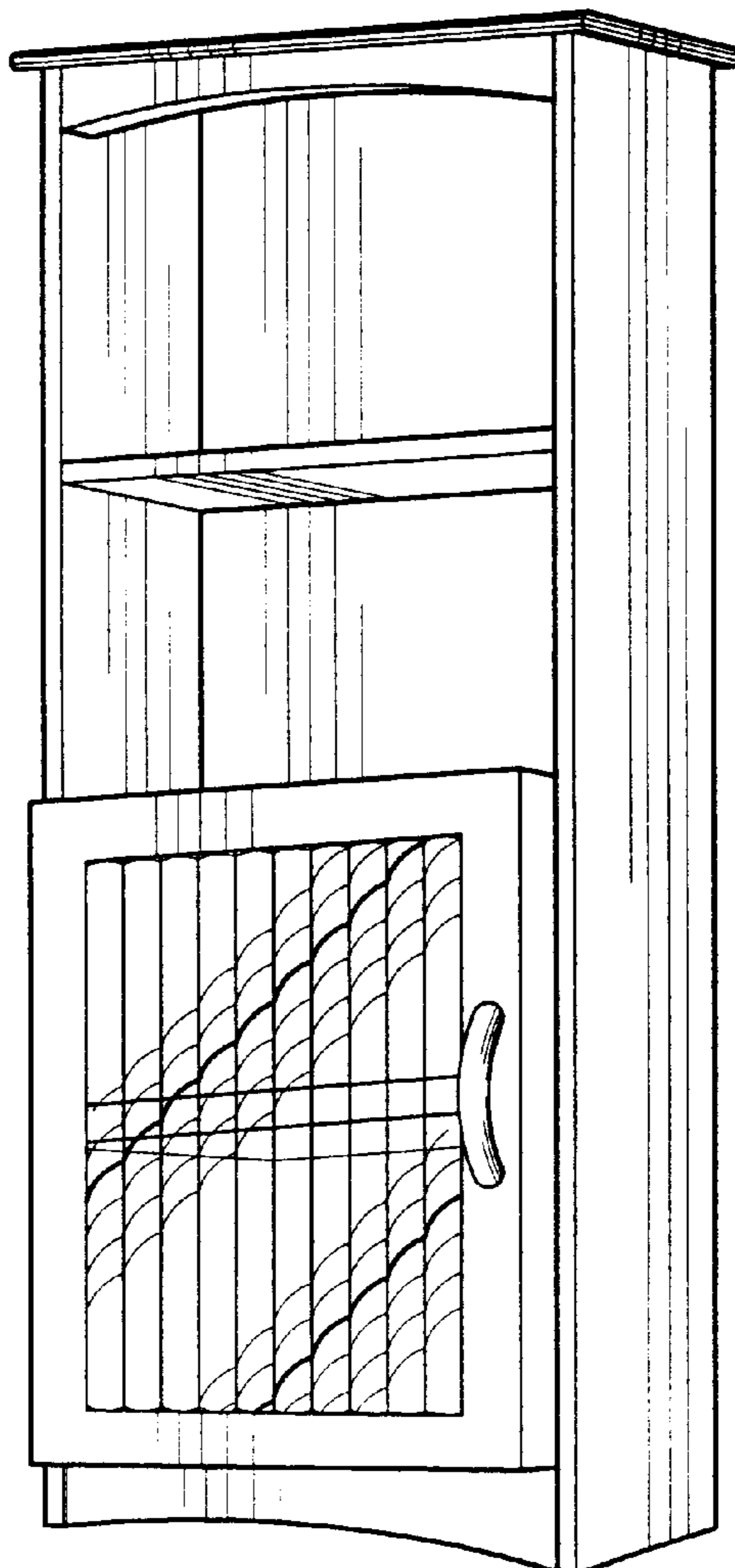
FIG. 4 is a left side view thereof, the opposite side being a mirror image of the side shown.

(56) **References Cited**

U.S. PATENT DOCUMENTS

D314,093 S * 1/1991 Bush et al. D6/436

1 Claim, 2 Drawing Sheets



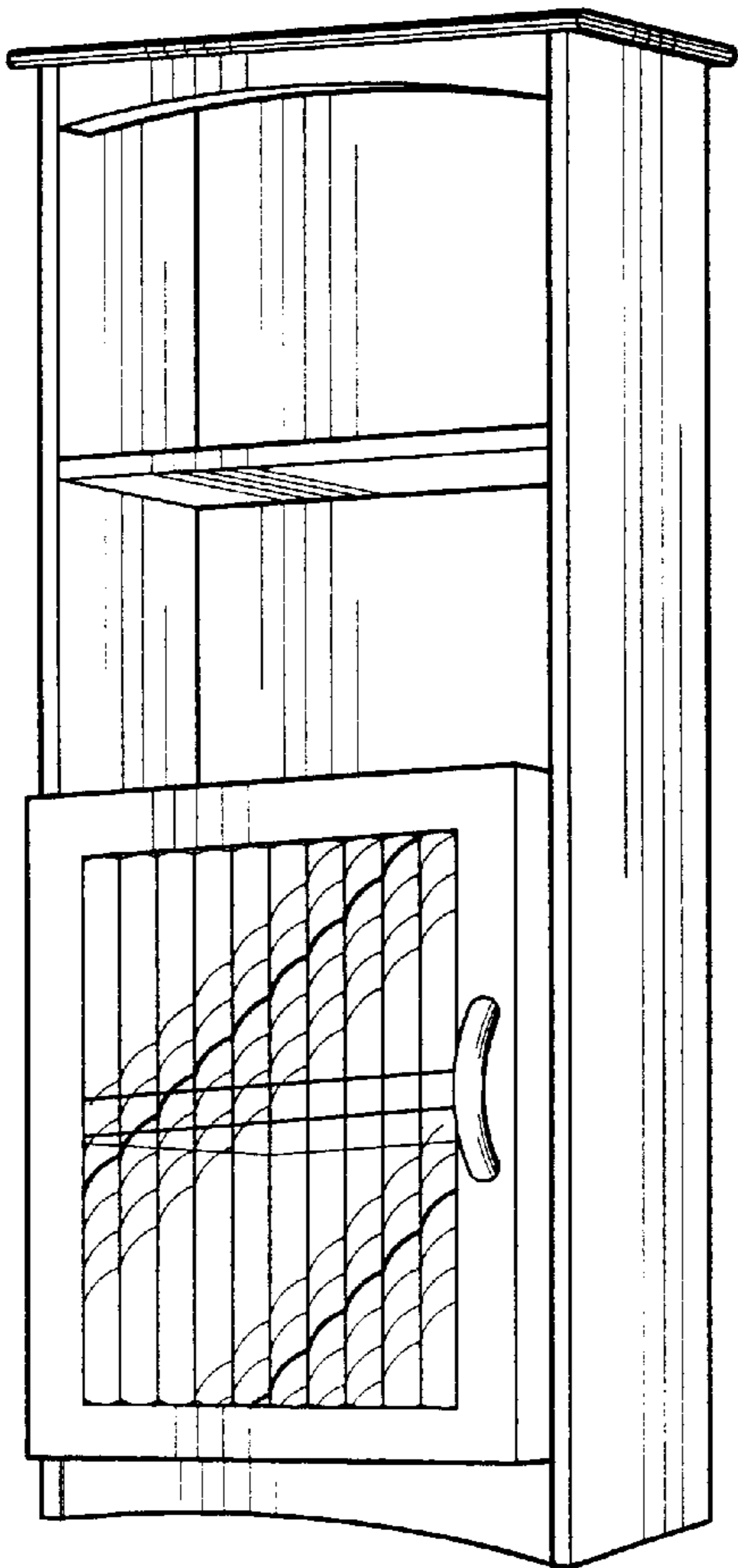


Fig-1

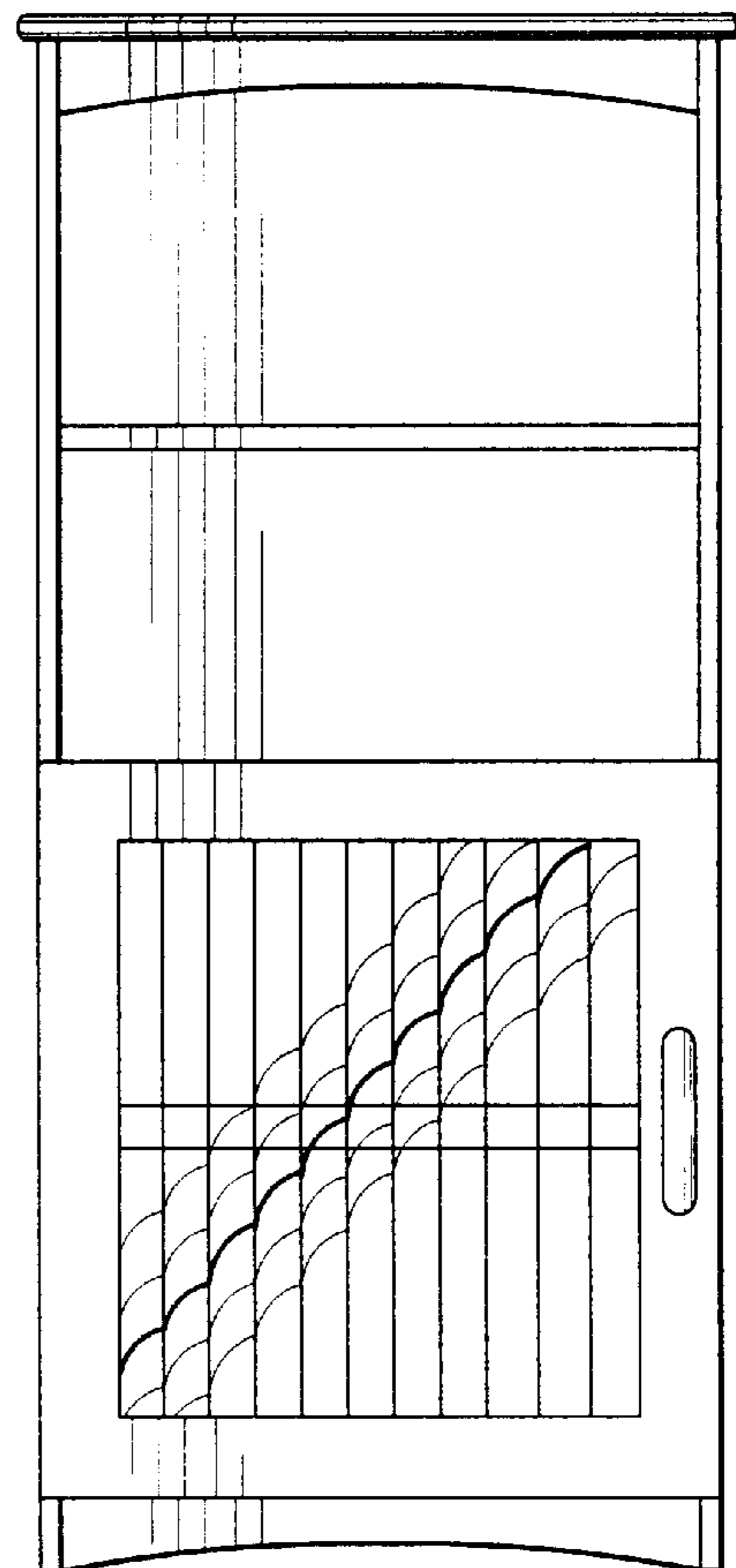


Fig-2




Fig-3

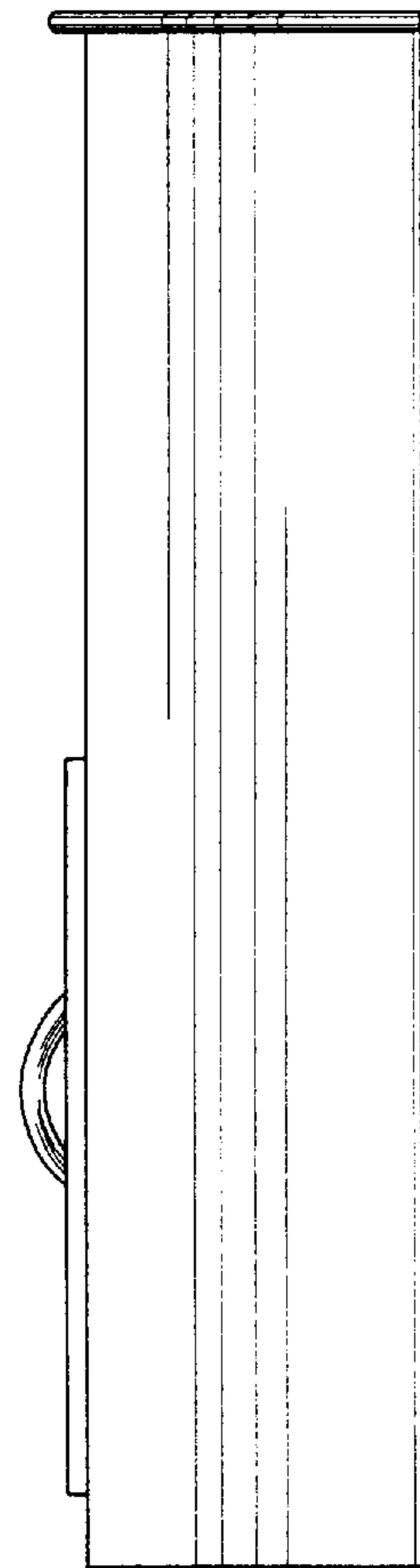


Fig-4