



US00D459900S

(12) **United States Design Patent**
Gustafson

(10) **Patent No.:** **US D459,900 S**

(45) **Date of Patent:** **** Jul. 9, 2002**

(54) **HANGER ATTACHMENT**

6,138,880 A * 10/2000 Williams 223/98

(76) Inventor: **D. M. Gustafson**, P.O. Box 1307,
Chester, CA (US) 96020

* cited by examiner

(**) Term: **14 Years**

Primary Examiner—B. J. Bullock

(74) *Attorney, Agent, or Firm*—Brian Kelly JDLLM

(21) Appl. No.: **29/149,640**

(57) **CLAIM**

(22) Filed: **Oct. 12, 2001**

The ornamental design for a hanger attachment, as shown and described.

(51) **LOC (7) Cl.** **06-08**

DESCRIPTION

(52) **U.S. Cl.** **D6/328**

(58) **Field of Search** D6/319, 328; 223/85,
223/87, 92, 94, 98, DIG. 2

FIG. 1: A perspective view of the attachment.

FIG. 2: A top view of the attachment.

FIG. 3: A right side (left mirror) view of the attachment.

FIG. 4: A bottom view of the attachment.

FIG. 5: A rear view of the attachment.

FIG. 6: A front view of the attachment; and,

FIG. 7: A reduced perspective view of the attachment in its environment.

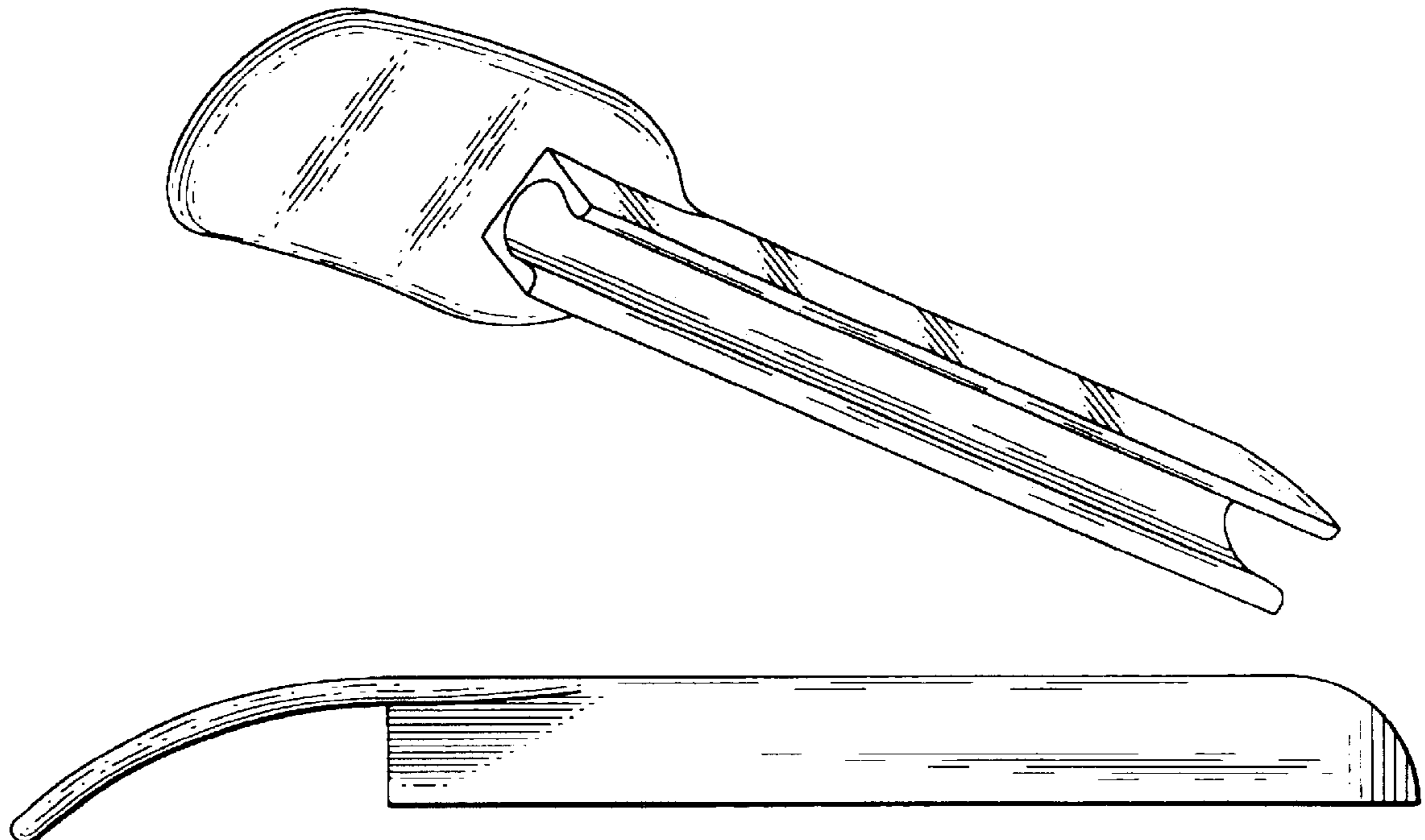
(56) **References Cited**

U.S. PATENT DOCUMENTS

2,335,285	A	*	11/1943	Kinney	223/94
2,528,036	A	*	10/1950	Cook	223/92
2,591,163	A	*	4/1952	Kivett	223/98
3,039,662	A	*	6/1962	Strong	223/89
3,680,748	A	*	8/1972	Brunhuber	223/98
5,056,694	A	*	10/1991	Michalik	D6/328

The broken lines are for illustrative purposes only and form no part of the claimed design.

1 Claim, 2 Drawing Sheets



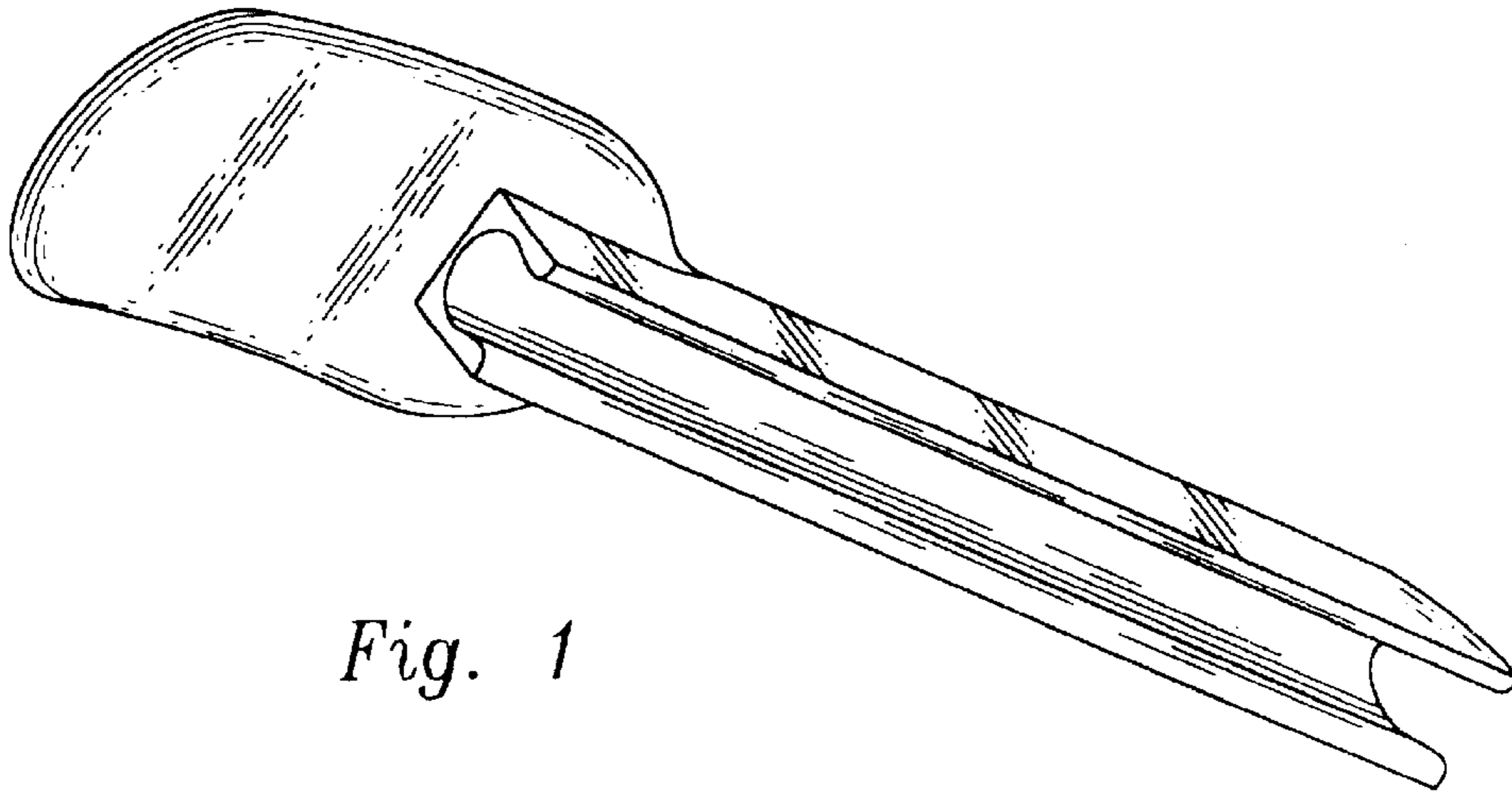


Fig. 1

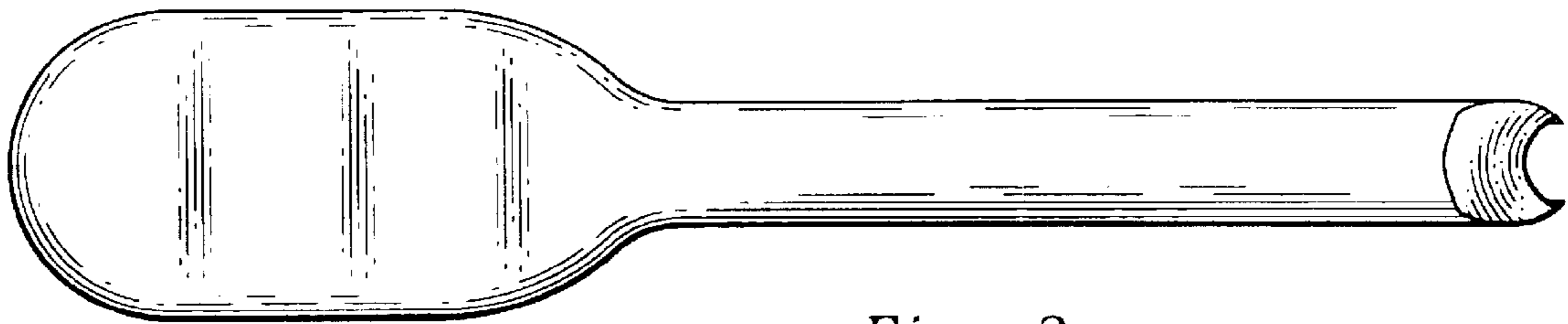


Fig. 2




Fig. 3




Fig. 4

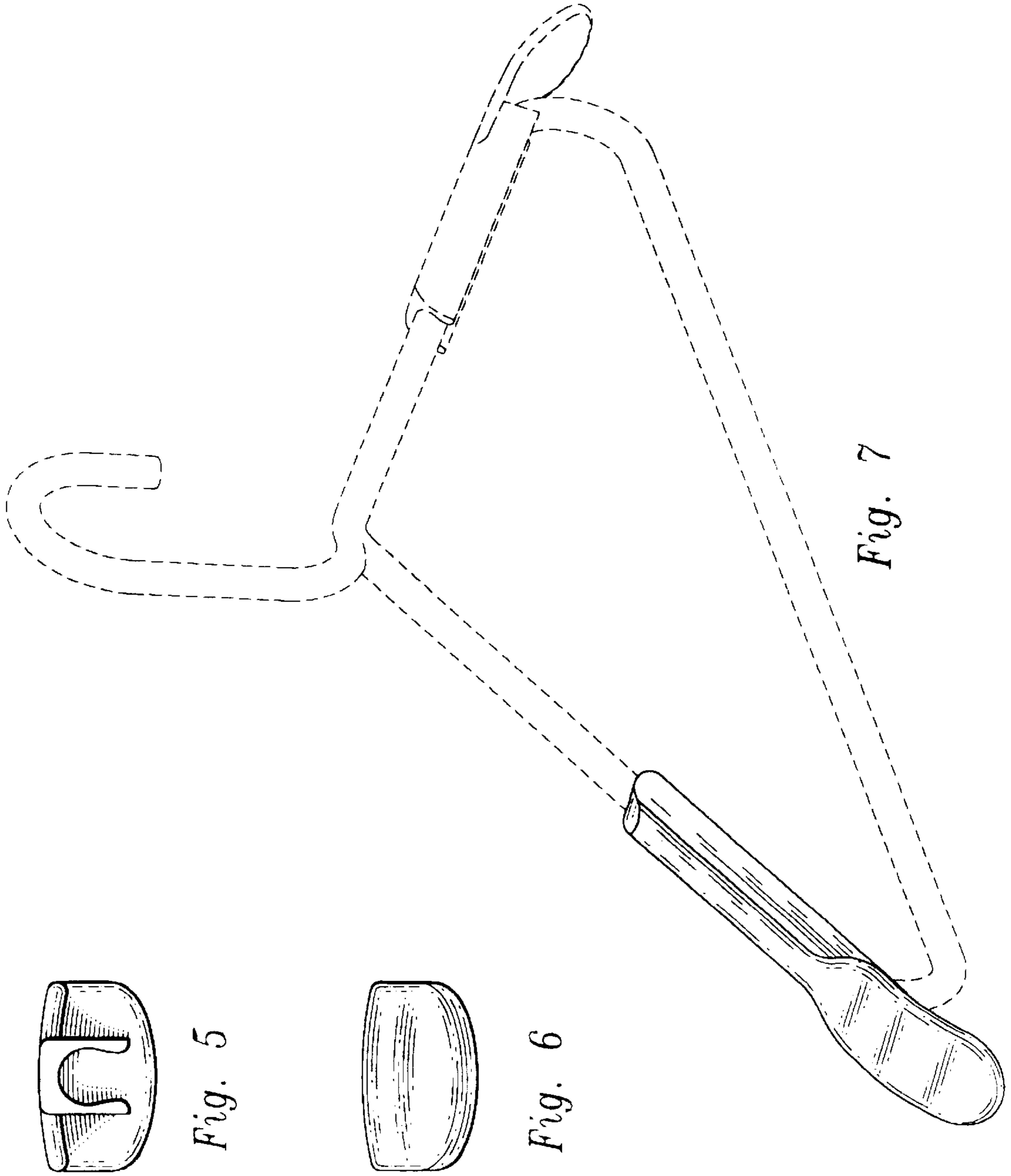


Fig. 5

Fig. 6

Fig. 7