



US00D459892S

(12) **United States Design Patent**
Eliav et al.

(10) **Patent No.:** **US D459,892 S**
(45) **Date of Patent:** **** Jul. 9, 2002**

(54) **ELECTRIC TOOTHBRUSH HEAD**

(75) Inventors: **Eyal Eliav; Kyoungun Ahn**, both of New York, NY (US); **John J. Gatzemeyer**, Hillsborough, NJ (US)

(73) Assignee: **Colgate-Palmolive Company**, New York, NY (US)

(**) Term: **14 Years**

(21) Appl. No.: **29/143,176**

(22) Filed: **Jun. 8, 2001**

(51) **LOC (7) Cl.** **04-02**

(52) **U.S. Cl.** **D4/101**

(58) **Field of Search** D4/101, 104-112, D4/127, 132, 134, 138; 15/22.1, 28, 29, 167.1, 143.1; 16/110.1, 430; 132/308, 311; 601/142

(56) **References Cited**

U.S. PATENT DOCUMENTS

5,617,603 A	*	4/1997	Mei	15/22.1
5,697,117 A	*	12/1997	Craft	15/22.1
5,732,432 A	*	3/1998	Hui	15/22.1
D452,775 S	*	1/2002	Wright	D4/104

* cited by examiner

Primary Examiner—Lisa Lichtenstein
(74) *Attorney, Agent, or Firm*—Henry S. Goldfine

(57) **CLAIM**

The ornamental design for an electric toothbrush head, as shown and described.

DESCRIPTION

FIG. 1 is a front elevation view of a first embodiment showing an electric toothbrush head of our new design; FIG. 2 is a left side elevation view thereof, the right side elevation being a mirror image of the left side elevation as shown herein in FIG. 2;

FIG. 3; is a back elevation view thereof; FIG. 4 is a top view thereof; FIG. 5 is a bottom thereof; FIG. 6 is a front, left side perspective view thereof; FIG. 7 is a bottom, right side perspective view thereof; FIG. 8 is a front elevation view of a second embodiment of an electric toothbrush head of our new design; FIG. 9 is a left side elevation view of FIG. 8, the right side elevation being a mirror image of the left side elevation as shown herein in FIG. 8;

FIG. 10; is a back elevation view of FIG. 8; FIG. 11 is a top view of FIG. 8; FIG. 12 is a bottom of FIG. 8; FIG. 13 is a front, left side perspective view of FIG. 8; and, FIG. 14 is a bottom, right side perspective view of FIG. 8. The bristle patterns in FIGS. 8 through 14, inclusive, are shown in broken lines for illustrative purposes only and form no part of the claimed design.

1 Claim, 6 Drawing Sheets





FIG. 1




FIG. 2




FIG. 3

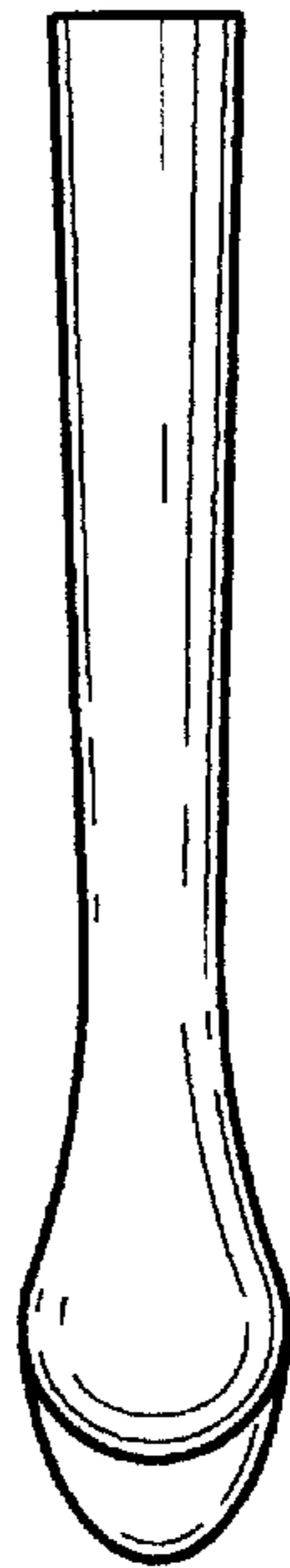


FIG. 5


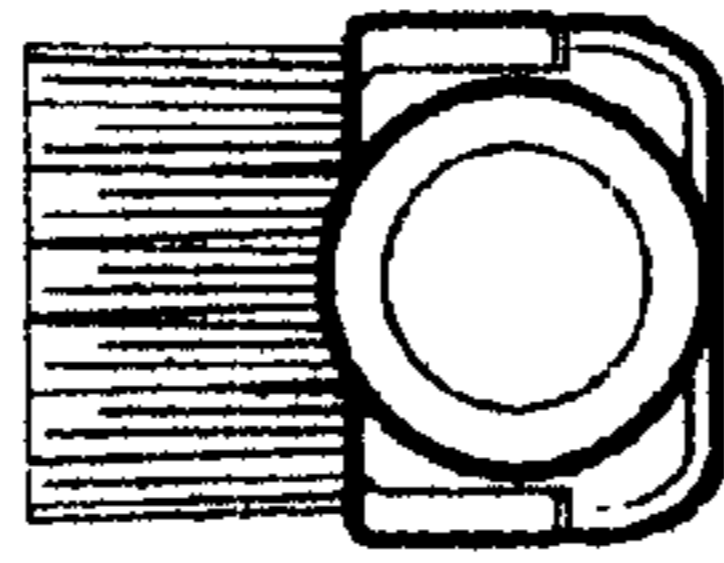


FIG. 4

FIG. 6

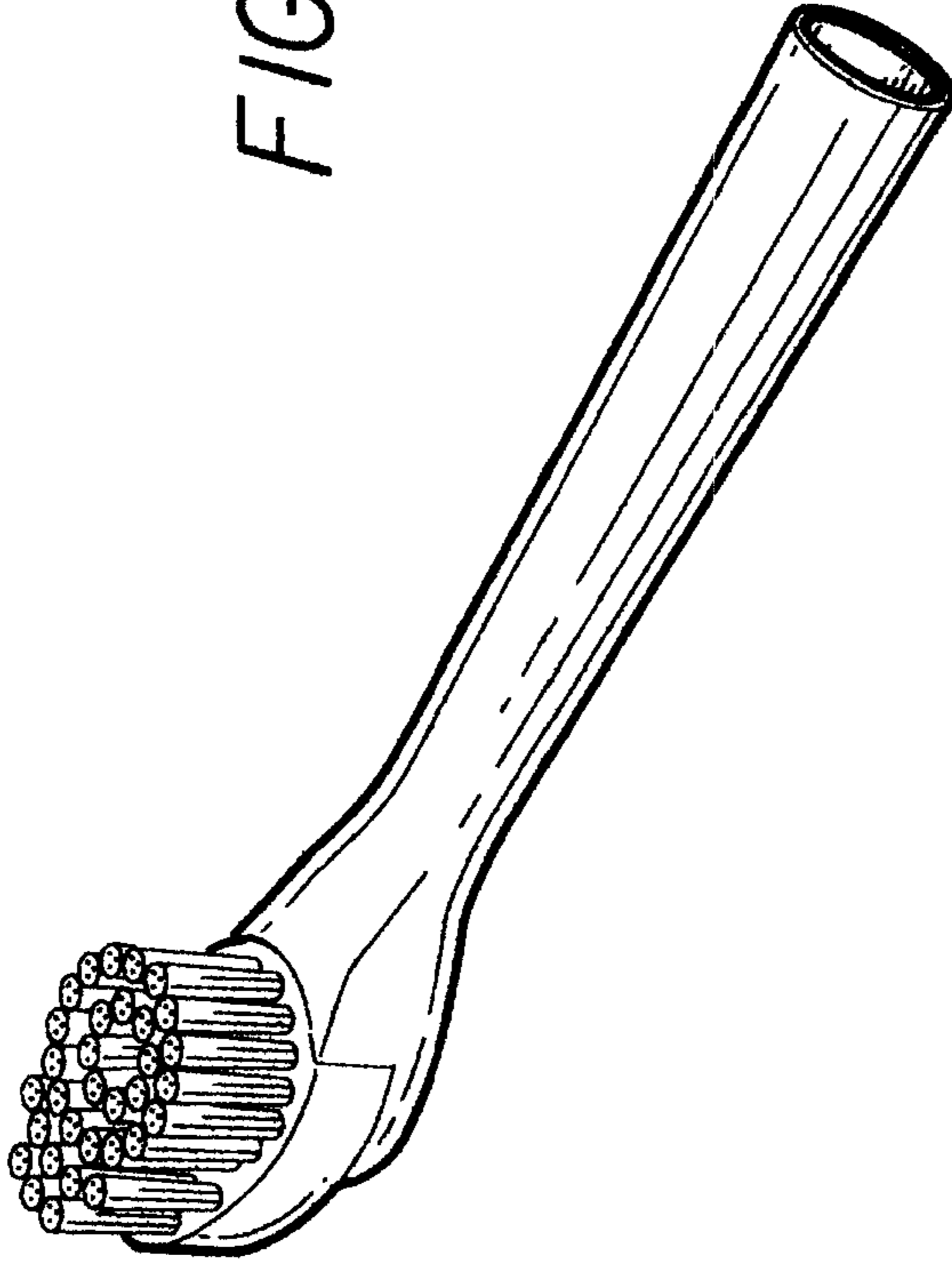


FIG. 7

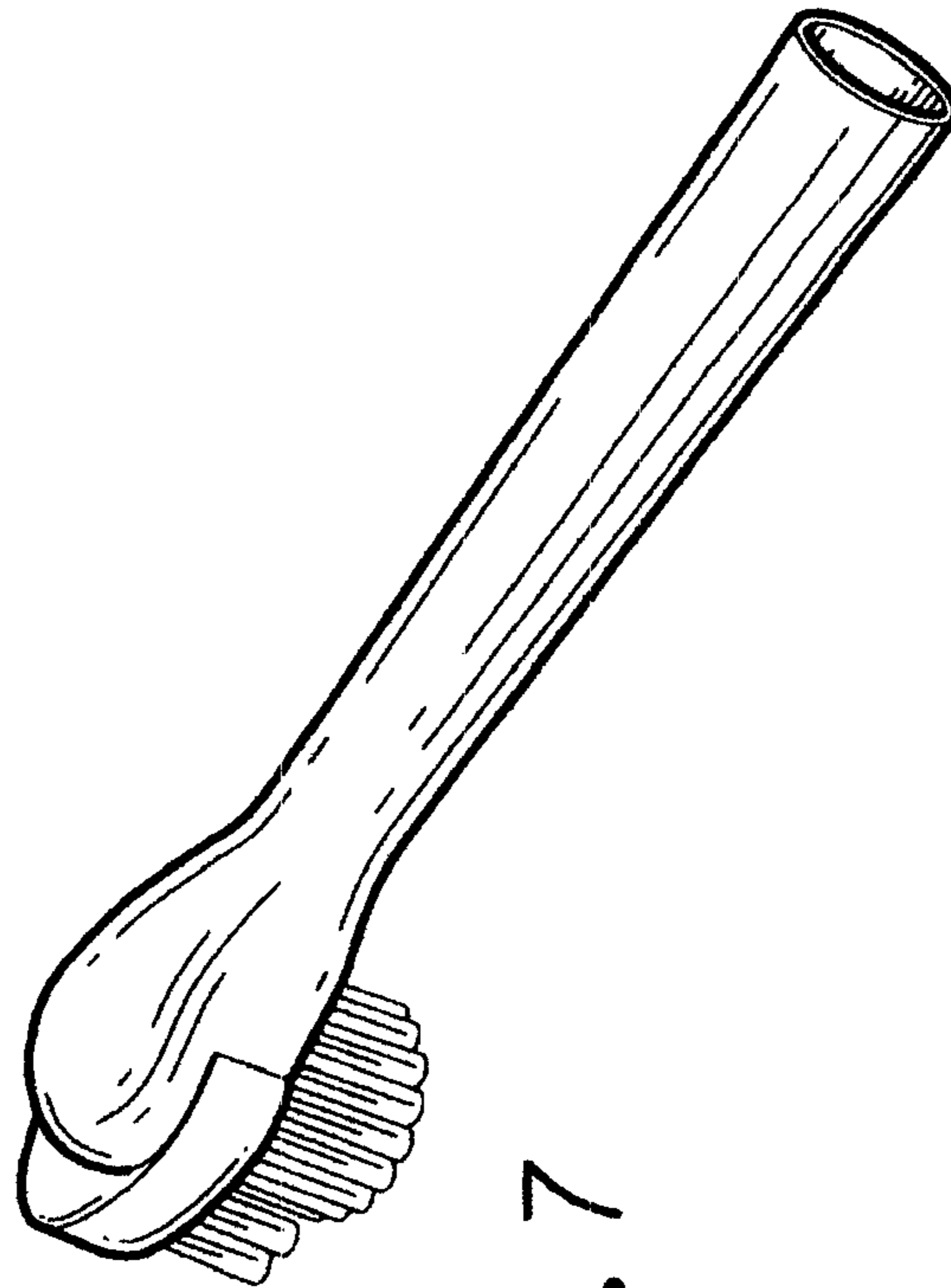


FIG. 8



FIG. 9

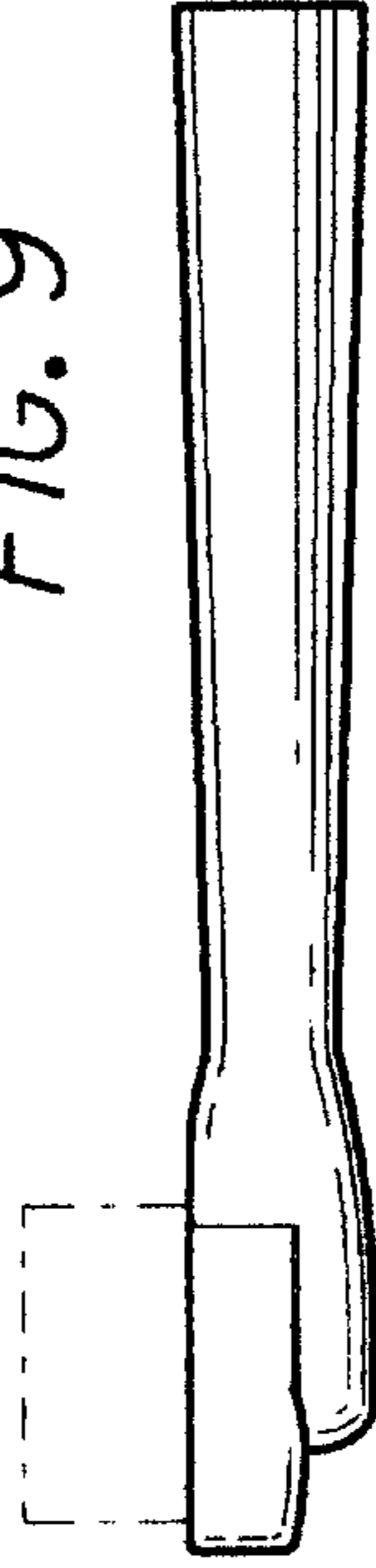


FIG. 10




FIG. 12

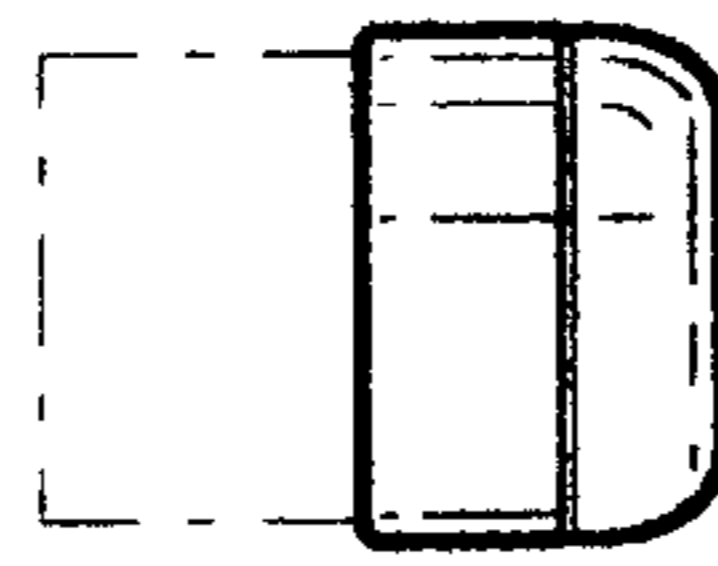
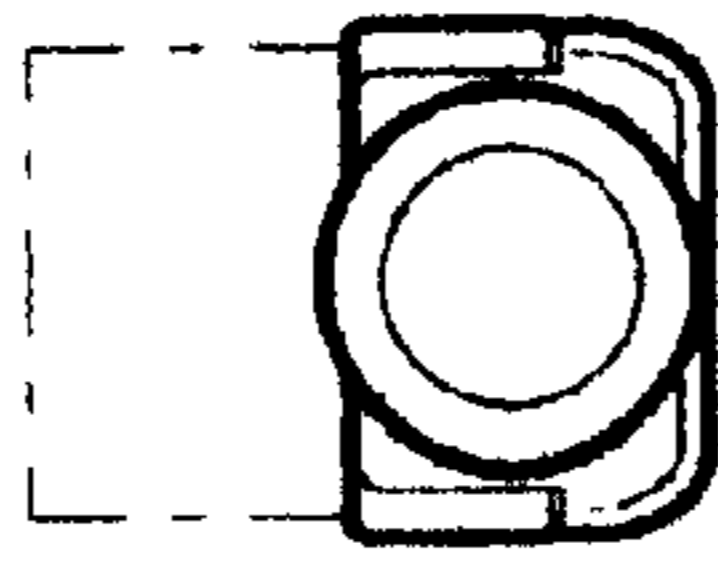


FIG. 11

