



US00D459880S

(12) **United States Design Patent**
Tung

(10) **Patent No.:** **US D459,880 S**

(45) **Date of Patent:** **** Jul. 9, 2002**

(54) **CD CASE**

(76) **Inventor:** **Ken-Huang Tung**, 7F, No. 10, Lane
348, Sec. 2, Chung Shan Rd., Chung
Ho City, Taipei Hsien (TW)

(**) **Term:** **14 Years**

(21) **Appl. No.:** **29/144,629**

(22) **Filed:** **Jul. 6, 2001**

(51) **LOC (7) Cl.** **03-01**

(52) **U.S. Cl.** **D3/270; D3/301; D6/633**

(58) **Field of Search** **D3/218, 269, 270,**
D3/271, 273, 289, 301; D6/632, 633; 206/308.1,
310

(56) **References Cited**

U.S. PATENT DOCUMENTS

D383,620 S	*	9/1997	Smith et al.	D6/407
6,012,575 A	*	1/2000	Eskandry	206/308.1
D427,766 S	*	7/2000	Hillman	D3/218
D428,700 S	*	8/2000	Hillman	D3/201

D432,344 S	*	10/2000	Eskandry	D3/201
D434,938 S	*	12/2000	Hillman	D3/218
D435,385 S	*	12/2000	Eskandry	D3/218
D437,172 S	*	2/2001	Hillman	D3/218

* cited by examiner

Primary Examiner—Philip S. Hyder
(74) *Attorney, Agent, or Firm*—Alan Kamrath; Rider,
Bennett, Egan & Arundel, LLP

(57) **CLAIM**

The ornamental design for a CD case, as shown.

DESCRIPTION

FIG. 1 is a perspective view of a CD case, showing my new design;
FIG. 2 is a front view thereof;
FIG. 3 is a rear view thereof;
FIG. 4 is a left side view thereof;
FIG. 5 is a right side view thereof;
FIG. 6 is a top plan view thereof; and,
FIG. 7 is a bottom plan view thereof.

1 Claim, 4 Drawing Sheets





FIG.1




FIG.2




FIG.3




FIG. 4




FIG. 5



FIG. 6



FIG. 7